



The 5th International Conference of Euro Asia Civil Engineering Forum (EACEF-5)

## Analysis of piled raft foundation on soft soil using PLAXIS 2D

Paravita Sri Wulandari<sup>a,\*</sup>, Daniel Tjandra<sup>a</sup>

<sup>a</sup>*Petra Christian University, Siwalankerto 121 – 131, Surabaya 60236, Indonesia*

---

### Abstract

Recent years, there are many construction projects constructed on soft soil. Due to the characteristics of soft soil, the structures built on it are subject to differential settlements. Raft foundation is one of the methods for reducing the differential settlement. Although it has an adequate bearing capacity, it may cause excessive settlement. Piles can be used with a raft foundation as a piled raft foundation system. The addition of piles is to reduce the settlements to an acceptable amount. The aim of this study is to analyze the settlements of the raft foundation and by adding piles, as the pile raft foundation, under the same loading. The numerical analysis has been done by finite element method using PLAXIS 2D with considering the various number of piles. As the results, the addition of piles could reduce the settlement, but after reach a certain number of piles, increasing the number of piles showed the settlement tends to be constant. For an economic design, it is necessary to consider the optimum number of piles in piled raft foundation system based on the allowable settlements.

© 2015 The Authors. Published by Elsevier Ltd. This is an open access article under the CC BY-NC-ND license (<http://creativecommons.org/licenses/by-nc-nd/4.0/>).

Peer-review under responsibility of organizing committee of The 5th International Conference of Euro Asia Civil Engineering Forum (EACEF-5)

*Keywords:* piled raft foundation; settlement; soft soil; PLAXIS 2D

---

### 1. Introduction

Recent years, there are many construction projects constructed on soft soil. Due to the characteristics of soft soil, the structures built on it are subject to differential settlements. Raft foundation is one of the methods for reducing the differential settlement. Although it has an adequate bearing capacity, it may cause excessive settlement. Piles can be used with a raft foundation as a piled raft foundation system. The addition of piles is to reduce the settlements to an acceptable amount [1].

---

\* Corresponding author. Tel.: +6-231-298-3398; fax: +6-231-298-3392.  
*E-mail address:* [paravita@petra.ac.id](mailto:paravita@petra.ac.id)

Finite element analyses are popular in the field of geotechnical engineering. The analyses of piled rafts using finite element method to investigate the performance of piled rafts have been done by many researches. This method can yield good results for piled raft analyses [2, 3, 4, 5, and 6].

The aim of this study is to analyze the settlements of the raft foundation and by adding piles, as the pile raft foundation, under the same loading. In this study, a finite element analysis using PLAXIS 2D was conducted.

### 2. Geometry Model

In this study, the uniformly distributed load of 60 kN/m<sup>2</sup> was applied to a 21 m x 21 m raft with various numbers of piles. It was a model of industrial building built on soft soil. In the finite element analysis, the raft and the piles were modelled as plate elements. The modelling of piles in a 2D finite element as a plate has limitation to model the pile-soil interaction, which is strongly 3D phenomenon [7]. When modelling piles with plate elements, it is needed to adjust the stiffness properties of these elements and also the interface behaviour to find realistic load-displacement behaviour.

The geometry model and soil profile were as shown in Fig 1. On the surface, there is a 5 m thick fill layer. The next layer is soft clay from 5 m to 13 m depth. The silty clay is from 13 m to 20 m. The stratigraphy of soils below 20m is shown in Fig. 1.

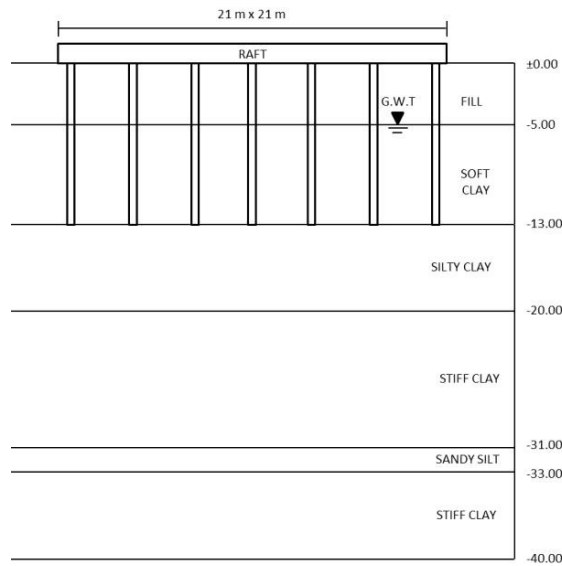


Fig. 1. Geometry Model

### 3. Material Properties

Modulus elasticity of raft and piles, E, of 2.35 x 10<sup>7</sup> kN/m<sup>2</sup> were used. The entire soil material model was Mohr-Coulomb, as shown in Table 1.

Table 1. Soil Parameter

Parameter	Fill	Soft Clay	Silty Clay	Stiff Clay 1	Sandy Silt	Stiff Clay 2
Thickness (m)	5	8	7	11	2	7
Unit weight, $\gamma$ (kN/m <sup>3</sup> )	17	15	12.86	15	17.5	15
Saturated unit weight, $\gamma_{sat}$ (kN/m <sup>3</sup> )	20	17	20	18	20	18
Young's modulus, $E_s$ (kN/m <sup>2</sup> )	80000	4000	25000	50000	15000	50000
Poisson's ratio, $\nu_s$	0.35	0.25	0.35	0.3	0.3	0.3
Undrained cohesion, $c_u$ (kN/m <sup>2</sup> )	1	5	10	120	20	120

Parameter	Fill	Soft Clay	Silty Clay	Stiff Clay 1	Sandy Silt	Stiff Clay 2
Friction angle, $\phi$ (deg)	35	0	16	5	20	5
Dilatancy angle, $\psi$ (deg)	5	0	0	0	0	0

#### 4. Method of Analysis

The numerical analysis has been done by finite element using PLAXIS 2D. The design process for piled rafts in this study involves three stages. A preliminary stage was to assess the required raft thickness. A second stage was done to assess the required pile length in the piled raft system. The final stage was to obtain the optimum number of piles.

#### 5. Result and Discussion

In order to determine required raft thickness considering the settlement, the thickness was varied between 0.4 to 1.6 m in the preliminary stage. The settlement of raft decreases with the increase in raft thickness. Fig. 2 shows that when the raft thickness varied from 0.8 m to 1.6 m, the settlements of raft have no significant difference. Thus, for further analysis the raft thickness of 0.8 m was used.

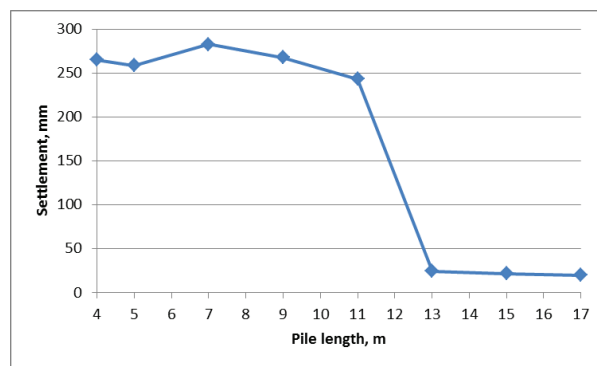


Fig. 2. Effect of pile length on the settlement of central raft

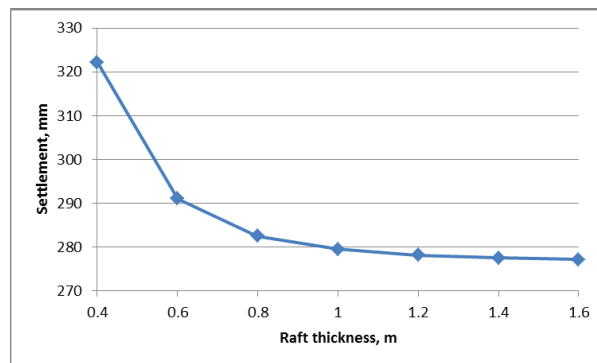


Fig. 3. Effect of raft thickness on the settlement of central raft

The second stage, the pile length was varied between 4 to 17 m to assess the required pile length. The configuration of piles under the raft used in this stage was 7 x 7 piles of 20 cm x 20 cm size. As shown in Fig. 3., the settlement of piled raft decreases with the increase in pile length. When the pile length changed from 13 m to 17 m, there is no significant difference in settlement. Based on this result, the pile length of 13 m was used in the third stage.

In the final stage, the optimum number of piles was determined using pile length of 13 m under the raft of thickness 0.8 m. From Fig. 4. it can be concluded that the optimum number of piles was 7x7 piles, since there was no significant decrease in settlement when increases the number of piles from 7x7 to 23x23 piles. The addition of piles could reduce the settlement, but after reach a certain number of piles, increasing the number of piles showed the settlement tends to be constant.

Since the addition of piles is to reduce the settlements to an acceptable amount, the effectiveness which piles helps reduce the settlement could be expressed by a parameter called the settlement reduction factor, R, or

$$R = \frac{\rho_{\text{piled raft}} - \rho_{\text{raft}}}{\rho_{\text{raft}}} \tag{1}$$

where  $\rho_{\text{piled-raft}}$  is the total settlement of the piled raft system and  $\rho_{\text{raft}}$  is the settlement of the raft alone. As shown in Fig 5., it can also be concluded that the optimum number of piles was 7x7 piles, since there was no significant increases in settlement reduction factor when increases the number of piles from 7x7 to 23x23 piles.

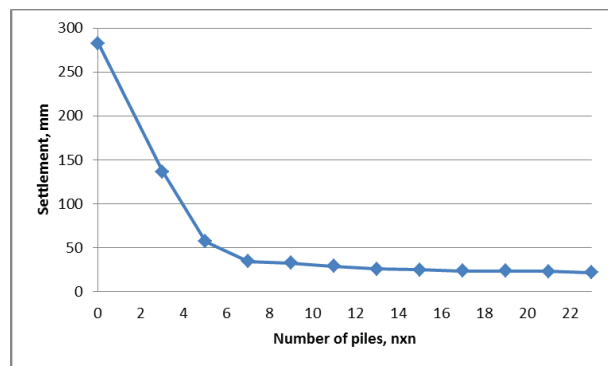


Fig. 4. Settlement reduction by increasing number of piles (n x n)

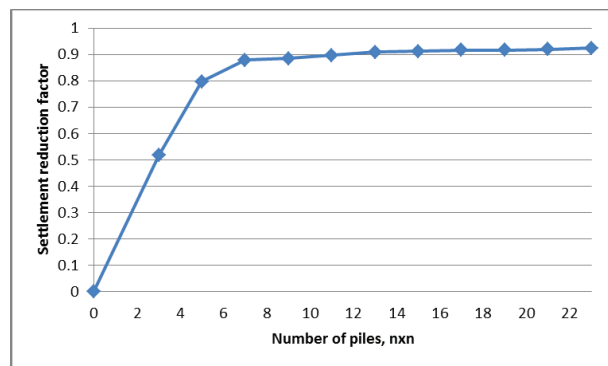


Fig. 5. Settlement reduction factor by increasing number of piles (n x n)

### 6. Conclusions

Based on the finite element analysis in this study, the addition of even a small number of piles decreases the settlement of piled raft foundation. The addition of piles could reduce the settlement, but after reach a certain number of piles, increasing the number of piles showed the settlement tends to be constant. For an economic design, it is necessary to consider the optimum number of piles in piled raft foundation system based on the allowable settlements.

## References

- [1] H. G. Poulos, Piled raft foundations: design and applications, *Geotechnique*, 51 No 2 (2001) 95–113
- [2] W. A. Prakoso and F. H. Kulhawy. Contribution to piled raft foundation design, *Journal of Geotechnical and Geoenvironmental Engineering*, Vol 127 No 1 (2001), pp. 1024-1090.
- [3] L. Chen and H. G. Poulos, Analysis of pile-soil interaction under lateral loading using infinite and finite elements, *Computers and Geotechnics*, Vol 15 Issue 4 (1993), pp. 189–220.
- [4] H.G. Poulos, J.C. Small, and H. Chow, Piled raft foundations for tall buildings, *Geotechnical Engineering Journal of the SEAGS & AGSSEA*, Vol 42 No 2 (2011) 78–84.
- [5] P. S. Wulandari, Analysis of Piled Raft Foundations in Clayey Soils using Finite Element and Analytical Methods, *Proceedings of the Thirteenth East Asia-Pacific Conference on Structural Engineering and Construction (EASEC-13)*, September 11-13, 2013, Sapporo, Japan, A-6-2., <http://hdl.handle.net/2115/54231>.
- [6] V. Tandjiria, Numerical Modelling of Chicken-Foot Foundation, *Civil Engineering Dimension Journal of Civil Engineering and Application*, Vol 1 No 1 (1999), pp. 14-19.
- [7] J. Sluis, F. Besseling, P. Stuurwold, and A. Lengkeek, Validation and Application of the Embedded Pile Row –Feature in PLAXIS 2D, *Plaxis Bulletin Autumn Issue* (2013), pp.10-13.