

Lecture Notes in Electrical Engineering 365

Felix Pasila

Yusak Tanoto

Resmana Lim

Murtiyanto Santoso

Nemuel Daniel Pah

Editors

Proceedings of Second International Conference on Electrical Systems, Technology and Information 2015 (ICESTI 2015)



Springer

Lecture Notes in Electrical Engineering

Volume 365

Board of Series editors

Leopoldo Angrisani, Napoli, Italy
Marco Arteaga, Coyoacán, México
Samarjit Chakraborty, München, Germany
Jiming Chen, Hangzhou, P.R. China
Tan Kay Chen, Singapore, Singapore
Rüdiger Dillmann, Karlsruhe, Germany
Haibin Duan, Beijing, China
Gianluigi Ferrari, Parma, Italy
Manuel Ferre, Madrid, Spain
Sandra Hirche, München, Germany
Faryar Jabbari, Irvine, USA
Janusz Kacprzyk, Warsaw, Poland
Alaa Khamis, New Cairo City, Egypt
Torsten Kroeger, Stanford, USA
Tan Cher Ming, Singapore, Singapore
Wolfgang Minker, Ulm, Germany
Pradeep Misra, Dayton, USA
Sebastian Möller, Berlin, Germany
Subhas Mukhopadhyay, Palmerston, New Zealand
Cun-Zheng Ning, Tempe, USA
Toyoaki Nishida, Sakyo-ku, Japan
Bijaya Ketan Panigrahi, New Delhi, India
Federica Pascucci, Roma, Italy
Tariq Samad, Minneapolis, USA
Gan Woon Seng, Nanyang Avenue, Singapore
Germano Veiga, Porto, Portugal
Haitao Wu, Beijing, China
Junjie James Zhang, Charlotte, USA

About this Series

“Lecture Notes in Electrical Engineering (LNEE)” is a book series which reports the latest research and developments in Electrical Engineering, namely:

- Communication, Networks, and Information Theory
- Computer Engineering
- Signal, Image, Speech and Information Processing
- Circuits and Systems
- Bioengineering

LNEE publishes authored monographs and contributed volumes which present cutting edge research information as well as new perspectives on classical fields, while maintaining Springer’s high standards of academic excellence. Also considered for publication are lecture materials, proceedings, and other related materials of exceptionally high quality and interest. The subject matter should be original and timely, reporting the latest research and developments in all areas of electrical engineering.

The audience for the books in LNEE consists of advanced level students, researchers, and industry professionals working at the forefront of their fields. Much like Springer’s other Lecture Notes series, LNEE will be distributed through Springer’s print and electronic publishing channels.

More information about this series at <http://www.springer.com/series/7818>

Felix Pasila · Yusak Tanoto
Resmana Lim · Murtiyanto Santoso
Nemuel Daniel Pah
Editors

Proceedings of Second
International Conference
on Electrical Systems,
Technology and Information
2015 (ICESTI 2015)

 Springer

Editors

Felix Pasila
Department of Electrical Engineering
Petra Christian University
Surabaya
Indonesia

Murtiyanto Santoso
Department of Electrical Engineering
Petra Christian University
Surabaya
Indonesia

Yusak Tanoto
Department of Electrical Engineering
Petra Christian University
Surabaya
Indonesia

Nemuel Daniel Pah
University of Surabaya
Surabaya
Indonesia

Resmana Lim
Department of Electrical Engineering
Petra Christian University
Surabaya
Indonesia

ISSN 1876-1100

ISSN 1876-1119 (electronic)

Lecture Notes in Electrical Engineering

ISBN 978-981-287-986-8

ISBN 978-981-287-988-2 (eBook)

DOI 10.1007/978-981-287-988-2

Library of Congress Control Number: 2015960766

© Springer Science+Business Media Singapore 2016

This work is subject to copyright. All rights are reserved by the Publisher, whether the whole or part of the material is concerned, specifically the rights of translation, reprinting, reuse of illustrations, recitation, broadcasting, reproduction on microfilms or in any other physical way, and transmission or information storage and retrieval, electronic adaptation, computer software, or by similar or dissimilar methodology now known or hereafter developed.

The use of general descriptive names, registered names, trademarks, service marks, etc. in this publication does not imply, even in the absence of a specific statement, that such names are exempt from the relevant protective laws and regulations and therefore free for general use.

The publisher, the authors and the editors are safe to assume that the advice and information in this book are believed to be true and accurate at the date of publication. Neither the publisher nor the authors or the editors give a warranty, express or implied, with respect to the material contained herein or for any errors or omissions that may have been made.

Printed on acid-free paper

This Springer imprint is published by SpringerNature

The registered company is Springer Science+Business Media Singapore Pte Ltd.

Contents

Part I Invited Speaker

- 1 **Computational Intelligence Based Regulation of the DC Bus in the On-grid Photovoltaic System** 3
Mauridhi Hery Purnomo, Iwan Setiawan and Ardyono Priyadi
- 2 **Virtual Prototyping of a Compliant Spindle for Robotic Deburring** 17
Giovanni Berselli, Marcello Pellicciari, Gabriele Bigi and Angelo O. Andrisano
- 3 **A Concept of Multi Rough Sets Defined on Multi-contextual Information Systems**. 31
Rolly Intan

Part II Technology Innovation in Robotics Image Recognition and Computational Intelligence Applications

- 4 **Coordinates Modelling of the Discrete Hexapod Manipulator via Artificial Intelligence**. 47
Felix Pasila and Roche Alimin
- 5 **An Object Recognition in Video Image Using Computer Vision** 55
Sang-gu Kim, Seung-hoon Kang, Joung Gyu Lee and Hoon Jae Lee
- 6 **Comparative Study on Mammogram Image Enhancement Methods According to the Determinant of Radiography Image Quality** 65
Erna Alimudin, Hanung Adi Nugroho and Teguh Bharata Adji

7	Clustering and Principal Feature Selection Impact for Internet Traffic Classification Using K-NN	75
	Trianggoro Wiradinata and P. Adi Suryaputra	
8	Altitude Lock Capability Benchmarking: Type 2 Fuzzy, Type 1 Fuzzy, and Fuzzy-PID with Extreme Altitude Change as a Disturbance	83
	Hendi Wicaksono, Yohanes Gunawan, Cornelius Kristanto and Leonardie Haryanto	
9	Indonesian Dynamic Sign Language Recognition at Complex Background with 2D Convolutional Neural Networks	91
	Nehemia Sugianto and Elizabeth Irenne Yuwono	
10	Image-Based Distance Change Identification by Segment Correlation	99
	Nemuel Daniel Pah	
11	Situation Awareness Assessment Mechanism for a Telepresence Robot	107
	Petrus Santoso and Handry Khoswanto	
12	Relevant Features for Classification of Digital Mammogram Images	115
	Erna Alimudin, Hanung Adi Nugroho and Teguh Bharata Adji	
13	Multi-objective Using NSGA-2 for Enhancing the Consistency-Matrix	123
	Abba Suganda Girsang, Sfenrianto and Jarot S. Suroso	
14	Optimization of AI Tactic in Action-RPG Game	131
	Kristo Radion Purba	
15	Direction and Semantic Features for Handwritten Balinese Character Recognition System	139
	Luh Putu Ayu Prapitasari and Komang Budiarta	
16	Energy Decomposition Model Using Takagi-Sugeno Neuro Fuzzy	149
	Yusak Tanoto and Felix Pasila	
17	Odometry Algorithm with Obstacle Avoidance on Mobile Robot Navigation	155
	Handry Khoswanto, Petrus Santoso and Resmana Lim	

**Part III Technology Innovation in Electrical Engineering,
Electric Vehicle and Energy Management**

- 18 Vision-Based Human Position Estimation and Following
Using an Unmanned Hexarotor Helicopter 165**
Jung Hyun Lee and Taeseok Jin
- 19 The Role of Renewable Energy: Sumba Iconic Island, an
Implementation of 100 Percent Renewable Energy by 2020 173**
Abraham Lomi
- 20 Electromechanical Characterization of Bucky Gel Actuator
Based on Polymer Composite PCL-PU-CNT
for Artificial Muscle 185**
Yudan Whulanza, Andika Praditya Hadiputra, Felix Pasila
and Sugeng Supriadi
- 21 A Single-Phase Twin-Buck Inverter 193**
Hanny H. Tumbelaka
- 22 Performance Comparison of Intelligent Control
of Maximum Power Point Tracking in Photovoltaic
System. 203**
Daniel Martomanggolo Wonohadidjojo
- 23 Vehicle Security and Management System on GPS
Assisted Vehicle Using Geofence and Google Map 215**
Lanny Agustine, Egber Pangaliela and Hartono Pranjoto
- 24 Security and Stability Improvement of Power System
Due to Interconnection of DG to the Grid 227**
Ni Putu Agustini, Lauhil Mahfudz Hayusman, Taufik Hidayat
and I. Made Wartana
- 25 Solar Simulator Using Halogen Lamp for PV Research 239**
Aryuanto Soetedjo, Yusuf Ismail Nakhoda, Abraham Lomi
and Teguh Adi Suryanto
- 26 Artificial Bee Colony Algorithm for Optimal Power
Flow on Transient Stability of Java-Bali 500 KV 247**
Irrine Budi Sulistiawati and M. Ibrahim Ashari
- 27 Sizing and Costs Implications of Long-Term Electricity
Planning: A Case of Kupang City, Indonesia. 257**
Daniel Rohi and Yusak Tanoto
- 28 Dynamic Simulation of Wheel Drive and Suspension System
in a Through-the-Road Parallel Hybrid Electric Vehicle 263**
Mohamad Yamin, Cokorda P. Mahandari and Rasyid H. Sudono

29	A Reliable, Low-Cost, and Low-Power Base Platform for Energy Management System	271
	Henry Hermawan, Edward Oesnawi and Albert Darmaliputra	
30	Android Application for Distribution Switchboard Design	279
	Julius Sentosa Setiadji, Kevin Budihargono and Petrus Santoso	
 Part IV Technology Innovation in Electronic, Manufacturing, Instrumentation and Material Engineering		
31	Adaptive Bilateral Filter for Infrared Small Target Enhancement	289
	Tae Wuk Bae and Hwi Gang Kim	
32	Innovative Tester for Underwater Locator Beacon Used in Flight/Voyage Recorder (Black Box)	299
	Hartono Pranjoto and Sutoyo	
33	2D CFD Model of Blunt NACA 0018 at High Reynolds Number for Improving Vertical Axis Turbine Performance	309
	Nu Rhahida Arini, Stephen R. Turnock and Mingyi Tan	
34	Recycling of the Ash Waste by Electric Plasma Treatment to Produce Fibrous Materials	319
	S.L. Buyantuev, A.S. Kondratenko, E.T. Bazarsadaev and A.B. Khmelev	
35	Performance Evaluation of Welded Knitted E-Fabrics for Electrical Resistance Heating	327
	Senem Kursun Bahadir, Ozgur Atalay, Fatma Kalaoglu, Savvas Vassiliadis and Stelios Potirakis	
36	IP Based Module for Building Automation System	337
	J.D. Irawan, S. Prasetio and S.A. Wibowo	
37	Influence of CTAB and Sonication on Nickel Hydroxide Nanoparticles Synthesis by Electrolysis at High Voltage	345
	Yanatra Budipramana, Suprpto, Taslim Ersam and Fredy Kurniawan	
38	Waste Industrial Processing of Boron-Treated by Plasma Arc to Produce the Melt and Fiber Materials	353
	S.L. Buyantuev, Ning Guiling, A.S. Kondratenko, Junwei Ye, E.T. Bazarsadaev, A.B. Khmelev and Shuhong Guo	
39	Design of Arrhythmia Detection Device Based on Fingertip Pulse Sensor	363
	R. Wahyu Kusuma, R. Al Aziz Abbie and Purnawarman Musa	

40	Analysis of Fundamental Frequency and Formant Frequency for Speaker ‘Makhraj’ Pronunciation with DTW Method	373
	Muhammad Subali, Miftah Andriansyah and Christanto Sinambela	
41	Design and Fabrication of “Ha (μm)” Shape-Slot Microstrip Antenna for WLAN 2.4 GHz	383
	Srisanto Sotyohadi, Sholeh Hadi Pramono and Moechammad Sarosa	
42	Investigation of the Electric Discharge Machining on the Stability of Coal-Water Slurries	393
	S.L. Buyantuev, A.B. Khmelev, A.S. Kondratenko and F.P. Baldynova	
43	A River Water Level Monitoring System Using Android-Based Wireless Sensor Networks for a Flood Early Warning System	401
	Riny Sulistyowati, Hari Agus Sujono and Ahmad Khamdi Musthofa	
44	The Influence of Depth of Cut, Feed Rate and Step-Over on Surface Roughness of Polycarbonate Material in Subtractive Rapid Prototyping	409
	The Jaya Suteja	
45	Adaptive Cars Headlamps System with Image Processing and Lighting Angle Control	415
	William Tandy Prasetyo, Petrus Santoso and Resmana Lim	
46	Changes in the Rheological Properties and the Selection of a Mathematical Model of the Behavior of Coal-Water Slurry During Transport and Storage	423
	S.L. Buyantuev, A.B. Khmelev and A.S. Kondratenko	
47	Design of a Fetal Heartbeat Detector.	429
	Nur Sultan Salahuddin, Sri Poernomo Sari, Paulus A. Jambormias and Johan Harlan	
Part V Technology Innovation in Internet of Things and Its Applications		
48	Network Traffic and Security Event Collecting System.	439
	Hee-Seung Son, Jin-Heung Lee, Tae-Yong Kim and Sang-Gon Lee	
49	Paper Prototyping for BatiKids: A Technique to Examine Children’s Interaction and Feedback in Designing a Game-Based Learning	447
	Hestiasari Rante, Heidi Schelhowe and Michael Lund	

50	Tracing Related Scientific Papers by a Given Seed Paper Using Parscit	457
	Resmana Lim, Indra Ruslan, Hansin Susatya, Adi Wibowo, Andreas Handojo and Raymond Sutjiadi	
51	Factors Affecting Edmodo Adoption as Online Learning Medium	465
	Iwa Sungkono Herlambangkoro and Trianggoro Wiradinata	
52	Principal Feature Selection Impact for Internet Traffic Classification Using Naïve Bayes	475
	Adi Suryaputra Paramita	
53	Study on the Public Sector Information (PSI) Service Model for Science and Technology Domain in South Korea	481
	Yong Ho Lee	
54	Digital Natives: Its Characteristics and Challenge to the Library Service Quality	487
	Siana Halim, Felecia, Ingrid, Dian Wulandari and Demmy Kasih	
55	Web-Based Design of the Regional Health Service System in Bogor Regency	495
	B. Sundari, Revida Iriana and Bertilia Lina Kusrina	
56	Security Handwritten Documents Using Inner Product	501
	Syaifudin and Dian Pratiwi	
57	Augmented Reality Technique for Climate Change Mitigation	511
	Ruswandi Tahrir	
58	Cyber Security for Website of Technology Policy Laboratory	521
	Jarot S. Suroso	
59	TAM-MOA Hybrid Model to Analyze the Acceptance of Smartphone for Pediatricians in Teaching Hospital in Indonesia	529
	Oktri Mohammad Firdaus, Nanan Sekarwana, T.M.A. Ari Samadhi and Kah Hin Chai	
60	Development of the Remote Instrumentation Systems Based on Embedded Web to Support Remote Laboratory	537
	F. Yudi Limpraptono and Irmalia Suryani Faradisa	
61	Enhancing University Library Services with Mobile Library Information System	545
	Singgih Lukman Anggana and Stephanus Eko Wahyudi	

62	Multi Level Filtering to Classify and Block Undesirable Explicit Material in Website	553
	Mohammad Iqbal, Hifshan Riesvicky, Hasma Rasjid and Yulia Charli	
63	Query Rewriting and Corpus of Semantic Similarity as Encryption Method for Documents in Indonesian Language.	565
	Detty Purnamasari, Rini Arianty, Diana Tri Susetianingti and Reni Diah Kusumawati	
64	Securing Client-Server Application Design for Information System Inventory	573
	Ibnu Gunawan, Djoni Haryadi Setiabudi, Agustinus Noertjahyana and Yongky Hermawan	
 Part VI Technology Innovation in Information, Modelling and Mobile Applications		
65	Analyzing Humanitarian Logistic Coordination for Disaster Relief in Indonesia.	583
	Tanti Octavia, I. Gede Agus Widyadana and Herry Christian Palit	
66	Surakarta Cultural Heritage Management Based on Geographic Information Systems	589
	Ery Dewayani and M. Viny Christanti	
67	Gray Code of Generating Tree of n Permutation with m Cycles	599
	Sulistyo Puspitodjati, Henny Widowati and Crispina Pardede	
68	Android and iOS Hybrid Applications for Surabaya Public Transport Information.	607
	Djoni Haryadi Setiabudi and Lady Joanne Tjahyana	
69	Games and Multimedia Implementation on Heroic Battle of Surabaya: An Android Based Mobile Device Application.	619
	Andreas Handoyo, Resmana Lim, Justinus Andjarwirawan and Sandy Sunaryo	
70	Streamlining Business Process: A Case Study of Optimizing a Business Process to Issue a Letter of Assignment for a Lecturer in the University of Surabaya.	631
	S.T. Jimmy	
71	Design of Adventure Indonesian Folklore Game	639
	Kartika Gunadi, Liliana and Harvey Tjahjono	

72	Measuring the Usage Level of the IE Tools in SMEs Using Malcolm Baldrige Scoring System	649
	I. Nyoman Sutapa, Togas W.S. Panjaitan and Jani Rahardjo	
73	Enumeration and Generation Aspects of Tribonacci Strings	659
	Maukar, Asep Juarna and Djati Kerami	
74	A Leukocyte Detection System Using Scale Invariant Feature Transform Method	669
	Lina and Budi Dharmawan	
75	The Diameter of Enhanced Extended Fibonacci Cube Interconnection Networks	675
	Ernastuti, Mufid Nilmada and Ravi Salim	
76	Prototype Design of a Realtime Monitoring System of a Fuel Tank at a Gas Station Using an Android-Based Mobile Application	685
	Riny Sulityowati and Bayu Bhahtra Kurnia Rafik	

Introduction

This book includes the original, peer-reviewed research papers from the 2nd International Conference on Electrical Systems, Technology and Information (ICESTI 2015), held during 9–12 September 2015, at Patra Jasa Resort & Villas Bali, Indonesia.

The primary objective of this book is to provide references for dissemination and discussion of the topics that have been presented in the conference. This volume is unique in that it includes work related to Electrical Engineering, Technology and Information towards their sustainable development. Engineers, researchers as well as lecturers from universities and professionals in industry and government will gain valuable insights into interdisciplinary solutions in the field of Electrical Systems, Technology and Information, and its applications.

The topics of ICESTI 2015 provide a forum for accessing the most up-to-date and authoritative knowledge and the best practices in the field of Electrical Engineering, Technology and Information towards their sustainable development. The editors selected high quality papers from the conference that passed through a minimum of three reviewers, with an acceptance rate of 50.6 %.

In the conference there were three invited papers from keynote speakers, whose papers are also included in this book, entitled: “Computational Intelligence based Regulation of the DC bus in the On-Grid Photovoltaic System”, “Virtual Prototyping of a Compliant Spindle for Robotic Deburring” and “A Concept of Multi Rough Sets Defined on Multi-Contextual Information Systems”.

The conference also classified the technology innovation topics into five parts: “Technology Innovation in Robotics, Image Recognition and Computational Intelligence Applications”, “Technology Innovation in Electrical Engineering, Electric Vehicle and Energy Management”, “Technology Innovation in Electronic, Manufacturing, Instrumentation and Material Engineering”, “Technology Innovation in Internet of Things and Its Applications” and “Technology Innovation in Information, Modeling and Mobile Applications”.

In addition, we are really thankful for the contributions and for the valuable time spent in the review process by our Advisory Boards, Committee Members and Reviewers. Also, we appreciate our collaboration partners (Petra Christian

University, Surabaya; Gunadarma University, Jakarta; UBAYA, Surabaya, University of Ciputra, Surabaya, Institute of National Technology, Malang and LNEE Springer, Germany), our supporting institution (Oulu University, Finland, Widya Mandala Catholic University, Surabaya and Dongseo University, Korea) and our sponsors (Continuing Education Centre, Petra Christian University, Surabaya and Patrajasa Resort Hotel, Bali).

On behalf of the editors

Felix Pasila

Chapter 21

A Single-Phase Twin-Buck Inverter

Hanny H. Tumbelaka

Abstract This paper proposes a simple single-phase twin-buck inverter to interface a DC source such as a renewable energy source to AC loads. It consisted of two identical buck converters with a sinusoidal duty ratio. The first converter produced a positive half cycle of a 50 Hz sinusoidal output voltage, and the second converter produced the negative one. Then, both of them are integrated using transistors Q3 and Q4. By shifting the phase angle of signals for triggering transistor Q3 and Q4 from a sinusoidal reference signal, the distortion around zero crossing was reduced. The computer simulation results show that the output voltage and current were sinusoidal with harmonic distortion of 1.12 and 0.49 % respectively.

Keywords Buck converter • Single-phase inverter

21.1 Introduction

An inverter converts a DC voltage source or a DC current source to an AC voltage/current. It takes power from a DC source and sends the power to AC loads using power electronic devices. An inverter can be used to interface a renewable energy source such as PV panels to AC loads or a grid [1, 2]. A solar home system is one of the single-phase inverter application. Lamps and home appliances are connected to PV panels as well as to batteries through a single-phase inverter.

There are many types of a single-phase inverter. The most common inverter, especially a voltage source inverter (VSI) is a single-stage bridge pulse-width-modulation (PWM) inverter [2–4]. It generally consists of four switches configured as a bridge with a filter. PWM signals trigger the switches to generate a sinusoidal AC waveform. Recently, a dual-buck full-bridge inverter [5, 6] as well as a two identical boost or buck-boost inverter [1] has been proposed. The main idea in

H.H. Tumbelaka (✉)

Electrical Engineering Department, Petra Christian University, Surabaya, Indonesia
e-mail: tumbekh@petra.ac.id

developing this inverter was to mitigate a shoot-through problem in a bridge voltage source inverter, which was usually overcome by a dead time to block the upper and lower transistors of each leg.

A different configuration for a single-phase stand-alone inverter comprising of two identical but independent step-down DC-DC converters is presented in this paper to generate a sinusoidal voltage. Basically, a step-down (buck) DC-DC converter changes a high DC value from a DC source to a low DC value needed by a DC load. Therefore, this proposed inverter is very simple and easy to implement. The controller is uncomplicated as well. By varying the duty ratio, it is possible to create a sinusoidal inverter.

21.2 Circuit Configuration

21.2.1 A Basic Step-Down DC-DC Converter

A Single-phase Twin-Buck inverter basically consists of two step-down DC-DC converters. A schematic diagram of a single step-down (buck) DC-DC converter is shown in Fig. 21.1. The working principle of a buck converter has been elaborated in [3, 4]. The transistor is switched ON (during t_{ON}) and OFF (during t_{OFF}). $t_{ON} + t_{OFF} = T_S = 1/f_S$, f_S is a fixed switching frequency. When the transistor is on (mode 1), the inductor current (i_L) builds up. Energy is transferred to the capacitor and the load from the DC voltage source (V_S). The inductor current for mode 1 ($0 \leq t \leq t_{ON}$) is:

$$V_S = V_O + L \frac{di_L}{dt} \tag{21.1}$$

$$i_L(t) = \frac{V_S - V_O}{L} t + I_{L1(0)} \tag{21.2}$$

where $I_{L1(0)}$ = initial value of i_L for mode 1, and V_O = output voltage

When the transistor is switched off (mode 2), the energy stored in the inductor (L) is released to the capacitor and the load through the free-wheeling diode (D_F). The inductor current decreases. The inductor current for mode 2 ($t_{ON} \leq t \leq T_S$) is:

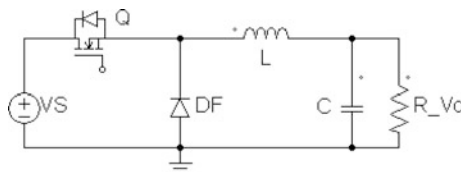


Fig. 21.1 A Step-down (buck) DC-DC converter

$$0 = V_O + L \frac{di_L}{dt} \quad (21.3)$$

$$i_L(t) = \frac{-V_O}{L}t + I_{L2(0)} \quad (21.4)$$

where $I_{L2(0)}$ = initial condition of i_L for mode 2.

In a stable operating cycle, the average inductor voltage is zero, then

$$(V_S - V_O)t_{ON} - V_O t_{OFF} = 0 \quad (21.5)$$

where $t_{ON} = K T_S$ and $t_{OFF} = (1-K) T_S$. K = duty ratio, constant value in a range 0–1.

Solving the Eq. (21.5), the relationship of the input-output voltage of the step-down converter is

$$\frac{V_O}{V_S} = \frac{t_{ON}}{t_{ON} + t_{OFF}} = K \quad (21.6)$$

The Eq. (21.6) is valid when the inductor current stays in a continues conduction mode (CCM), which is $i_L(t) > 0$. $I_{L1(0)}$ and $I_{L2(0)}$ never go to zero.

21.2.2 A Single-Phase Twin-Buck Inverter

In order to generate a sinusoidal output voltage using a buck converter, t_{ON} and t_{OFF} can be varied in proportion to the amplitude of a sine wave. In this case, the duty ratio K is not a constant but has to be controlled according to a sinusoidal pulse-width-modulation (SPWM) rule [3]. The duty ratio becomes $k(t) = m_a \sin t$, where $0 \leq m_a \leq 100\%$. Then, from Eq. (21.6), the output voltage becomes

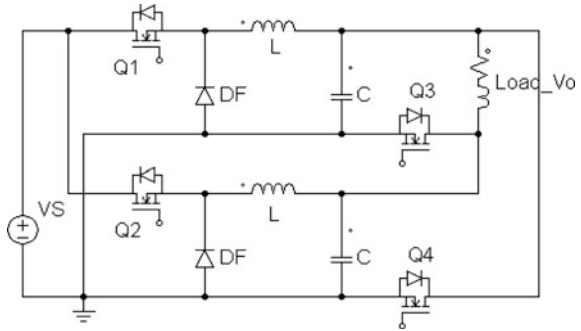
$$V_O = V_S m_a \sin t \quad (21.7)$$

However, the converter only produces a positive voltage. Therefore, to generate a complete 50 Hz sinusoidal output voltage, two identical step-down (buck) DC-DC converters are needed. The first converter produces a positive half cycle of a sine wave, while the second converter produces a negative half cycle of a sine wave by inverting the output voltage. Both of them are independent. Hence, each converter only operates in a half period (10 ms).

Figure 21.2 shows the two identical (twin) step-down (buck) DC-DC converter working as an inverter.

From Fig. 21.2, both the upper and the lower buck converter generate a positive half cycle of a 50 Hz sine wave. To produce a sinusoidal output voltage, transistors Q3 and Q4 are used to connect both converters to the load. When Q3 is switched on (Q4 is switched off), the load receives the voltage from the upper converter.

Fig. 21.2 A twin-buck inverter circuit



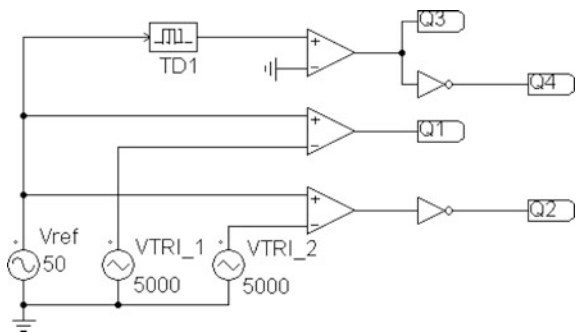
When Q4 is switched on (Q3 is switched off), the load receives the voltage (inverting) from the lower converter. The transition happens in zero crossing of a sine wave. Hence, for a full period (20 ms for 50 Hz), the load receives an AC sinusoidal voltage.

21.3 Inverter Controller

In order to generate a sinusoidal duty ratio ($k(t)$), a SPWM controller is used. The circuit diagram of the controller is shown in Fig. 21.3.

V_{REF} is a sinusoidal reference signal with frequency of 50 Hz and the amplitude of m_a . As carrier signals with a constant high switching frequency, $V_{TRI} (1)$ is a triangular wave above the t axis, and $V_{TRI} (2)$ is a triangular wave below the t axis. As a result, during a positive half cycle, the controller produces SPWM signals to trigger transistors Q1, while signals for Q2 are low. The controller also generates a 50 Hz signal for transistor Q3, which is high. During a negative half cycle, the controller produce SPWM signals to trigger Q2, while signals for Q1 are low. The controller also generates a 50 Hz signal for transistor Q4, which is high.

Fig. 21.3 Control circuit diagram



Figures 21.4 and 21.5 demonstrate the sinusoidal reference signal V_{REF} and the carrier signals $V_{TRI} (1)$ and $V_{TRI} (2)$. In this case, the V_{TRI} amplitude = 1 and the frequency is 5 kHz. The amplitude of $V_{REF} (m_a) = 0.95$ and the frequency is 50 Hz. By using comparators, the controller generates SPWM signals for triggering transistor Q1 and Q2 as shown in Fig. 21.6.

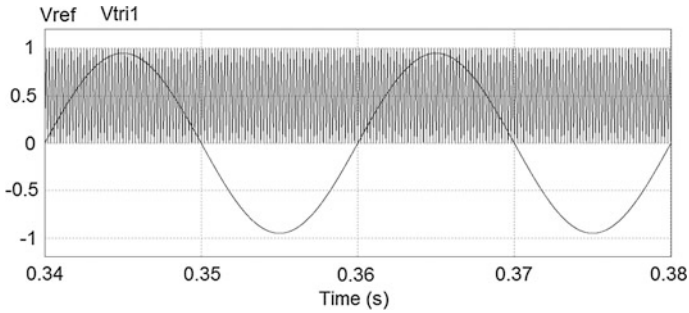


Fig. 21.4 V_{REF} and $V_{TRI} (1)$

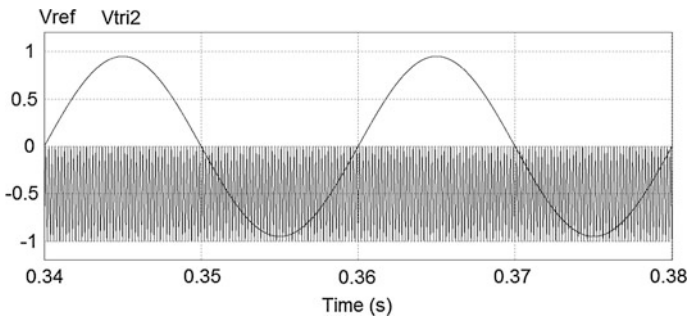


Fig. 21.5 V_{REF} and $V_{TRI} (2)$

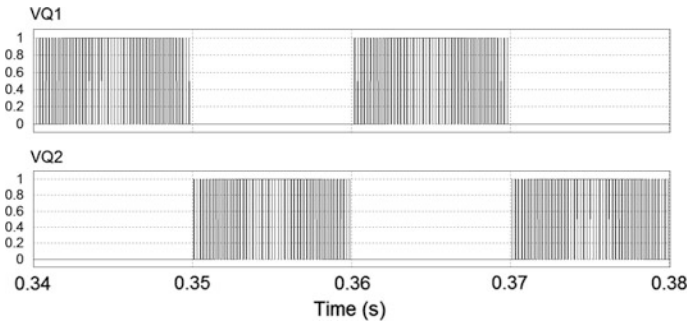


Fig. 21.6 SPWM signals for triggering transistors Q1 and Q2

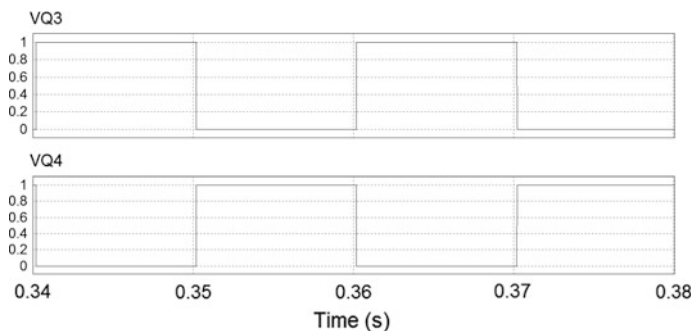


Fig. 21.7 Square signals for triggering transistors Q3 and Q4

Figure 21.7 shows signals for triggering transistors Q3 and Q4. V_{REF} is compared to a zero voltage. During a positive half cycle, the comparator output voltage (Q3) becomes high, and Q4 becomes low. During a negative half cycle, the comparator output voltage (Q3) becomes low, and Q4 becomes high. TD1 is used to shift V_{REF} for several degrees. As a result, the phase of the comparator output voltage Q3 and Q4 will also be shifted compared to the phase of V_{REF} .

21.4 Simulation Results

The circuits in Figs. 21.2 and 21.3 are tested using PSIM simulator to verify the concepts described in previous sections. Circuit parameter values for simulation: source voltage $V_S = 24$ V, $L = 1.2$ mH, $C = 47$ μ F, $R_{load} = 6$ Ω and $L_{load} = 1.4$ mH.

Figure 21.8 demonstrates that the output voltage of the twin-buck inverter is sinusoidal similar to the sinusoidal reference signal V_{REF} . The amplitude equals to a

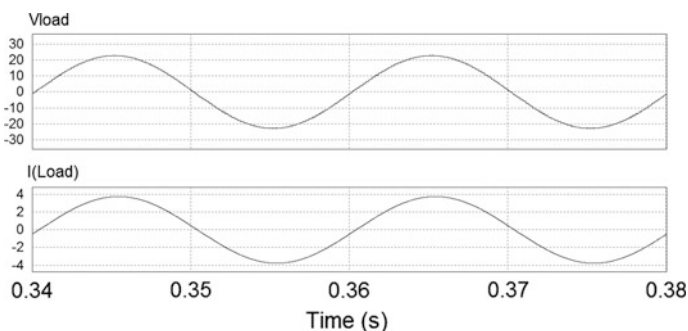


Fig. 21.8 Output voltage and current

DC input voltage (V_S) multiplied by m_a . It is proven that the twin-buck inverter is able to generate an AC sinusoidal voltage. The transition between a positive half cycle and a negative half cycle is smooth. The total harmonic distortion (THD) of this output voltage is 1.12 %. Figure 21.8 also shows the load current, which is an AC sinusoidal current. There is a small phase difference between the output voltage and current due to an inductive component of the load. The total harmonic distortion (THD) of this output current is 0.49 %.

The process to create an AC sinusoidal voltage can be seen from inductor currents i_L (Fig. 21.9) and capacitor voltages V_C (Fig. 21.10). The inductor currents is going up and down in high frequency when the transistor is switched on and off. Because t_{ON} and t_{OFF} are varied according to a sinusoidal duty ratio, then the inductor currents look like a sinusoidal waveform with ripples according to Eqs. (21.2) and (21.4). Figure 21.9b shows the inductor current in detail. The inductor currents are in continuous conduction. Figure 21.10 shows the capacitor voltages. The value of a capacitor determines the ripple of the output voltage. It can be seen that each step-down DC-DC converter operates in a half period and generates a positive half cycle of a sinusoidal waveform.

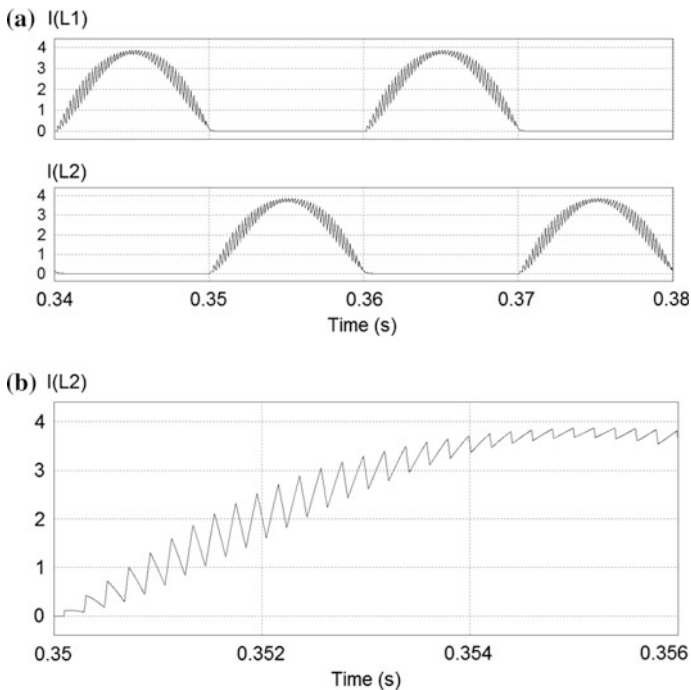


Fig. 21.9 a inductor current b inductor current in details for time period 0.35 s–0.356 s

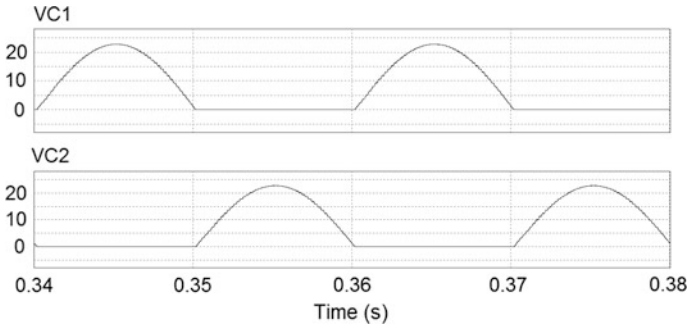


Fig. 21.10 Capacitor (output) voltages

21.4.1 V_{REF} Phase Delay

As mention before in Fig. 21.3, there is a function block TD1 that shifts V_{REF} for several degree. As a result, there is a phase difference between V_{REF} and square signals to trigger transistors Q3 and Q4. The phase shift is needed to overcome the problem of zero-crossing distortion [6]. In the simulation results above, the phase delay is selected to be 3.5° .

Figure 21.11 shows the output voltage and current without phase shift. It can be seen that there is a distortion around zero crossing of the sinusoidal waveform. The total harmonic distortion (THD) of the output voltage and current are 2.42 % and 1.43 % respectively. Compare to inductor current in Fig. 21.9b, the inductor current without phase shift (Fig. 21.12) goes to discontinuous conduction around zero crossing. Consequently, the capacitor voltage is distorted (Fig. 21.13).

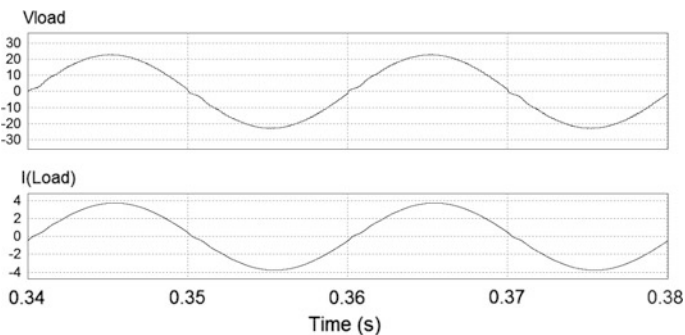


Fig. 21.11 Output voltage and current without phase shift

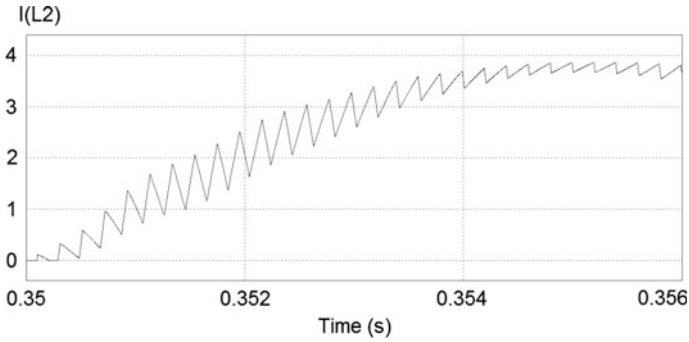


Fig. 21.12 Inductor current without phase shift

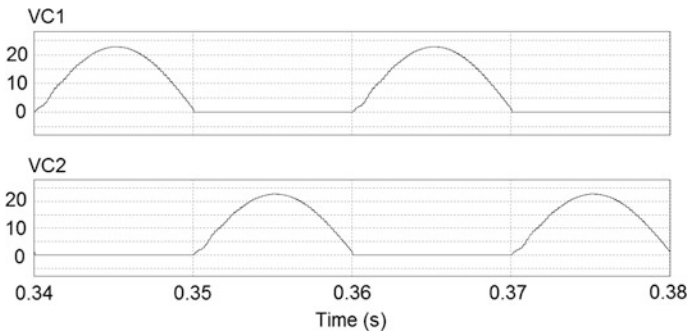


Fig. 21.13 Capacitor voltages without phase shift

21.5 Conclusion

This paper proposes a single-phase twin-buck inverter. The inverter interfaces a DC source to AC loads. It consists of two identical step-down (buck) DC-DC converters with a sinusoidal duty ratio. The first converter produces a positive half cycle of a 50 Hz sinusoidal output voltage, and the second converter produces the negative one. Each converter operates in a half period and generates a positive half cycle of a sinusoidal waveform. Then, both of them are integrated using 2 transistor that operate alternately every 10 ms. By shifting the phase angle of signals (3.5°) for triggering transistor Q3 and Q4 from V_{REF} , the distortion around zero crossing is reduced. Simulation using PSIM shows that the inverter generates a 50 Hz sine wave. The output voltage THD becomes 1.12 %.

References

1. Xue, Y., Chang, L., Kjær, S.B., Bordonau, J., Shimizu, T.: Topologies of single-phase inverters for small distributed power generators: an overview. *IEEE Trans. Power Electron.* **19**(5), 1305–1314 (2004)
2. Kjaer, S., Pedersen, J.K., Blaabjerg, F.: A review of single-phase grid connected inverters for photovoltaic modules. *IEEE Trans. Ind. Appl.* **41**(5), 1292–1306 (2005)
3. Rashid, M.H.: *Power Electronics: Circuits, Devices, and Application*. Prentice Hall, Upper Saddle River (1988)
4. Mohan, N., et al.: *Power Electronics: Converter, Applications, and Design*. Wiley, New York (1995)
5. Yao, Z., Xiao, L., Yan, Y.H.L.: Dual-buck full-bridge inverter with hysteresis current control. *IEEE Trans. Ind. Electron.* **56**(8), 3153–3160 (2009)
6. Sun, P., et al.: Cascade dual buck inverter with phase-shift control. *IEEE Trans. Power Electron.* **27**(4), 2067–2077 (2012)