

Sustainability In Built Environment I

Editor-In-Chief

Professor Mohd Hamdan Ahmad

Associate Editors

Syed Ahmad Iskandar Syed Ariffin

Folorunso Clement Oluwole

Reza Hashemi Nik

ISI Publications

Sustainability In Built Environment I

Editor-in-Chief

Professor Mohd Hamdan Ahmad

Associate Editors

Syed Ahmad Iskandar Syed Ariffin

Folorunso Clement Oluwole

Reza Hashemi Nik

ISI Publications

Copyright © 2012
ISI Publications
Institute Sultan Iskandar
First Print 2012

All rights reserved.

No part of this book may be reproduced in any form without permission in writing from the publisher, except by a reviewer who wishes to quote brief passages in a review written for inclusion in a magazine or newspaper.

Perpustakaan Negara Malaysia

Cataloguing-in-Publication Data

Sustainability in Built Environment I

Editor-in-Chief

Mohd Hamdan Ahmad

Associate Editors

Syed Ahmad Iskandar Syed Ariffin
Folorunso Clement Oluwole
Reza Hashimi Nik

ISBN 978-983-2466-10-9

Cover Image

Nor Fazilah Mohd Ali

Type face: Times New Roman/Georgia

Font Size: 9/10/11/12/15/20

Publisher

ISI Publications
Institute Sultan Iskandar
Universiti Teknologi Malaysia
81310 Skudai, Johor Darul Ta'zim
Tel. : +607 5584286
Fax : +607 5570020

Printed and bound in Malaysia.

Contents

Preface

Contributors

Prologue

Sustainability, Malaysia, and the Built Environment

Syed Ahmad Iskandar Syed Ariffin

Reza Hashemi Nik

Chapter 1: Towards A New Pedagogy in Architectural Education : A Review 18

Fa'izah Mohammed Bashir

Chapter 2: Social Sustainability : Principles and Definitions 27

Malik Tassaduq Abbas

Chapter 3: Urban Unfriendliness in Streetscape : A Case Study of Jalan Tuanku Abdul Rahman 34

Aminatuzuhariah Megat Abdullah

Alice Sabrina Ismail

Chapter 4: Integrating Biodiversity And Carbon Sequestration Benefits For Sustainable Construction. 48

Faridah Shafii

Mohamed Zahry Othman

Chapter 5: Strategic Alternative To Building Maintenance 59

Folorunso, Clement Oluwole

Chapter 6: Building Modelling and Simulation for Green Building Design 70

Yaik-Wah Lim

Chapter 7: Comparison of Integrated Environmental Solutions <Virtual Environment> And Autodesk Ecotect Simulation Software Accuracy With Field Measurement For Temperature 85

Leng Pau Chung

Dishan Remaz Ossen

Chapter 8: Policy of Post Occupancy Evaluation in Rating Green Office Buildings in Malaysia	103
Yakubu Aminu Dodo Mohd Zin Kandar Dilshan Remaz Ossen	

Chapter 9: Thermal Comfort and Double Skin Facade in Hot and Humid Climate	113
Mohammad Baharvand Mohd Hamdan Ahmad Roshida Abdul Majid Tabassom Safikhani	

Chapter 10: Review of Roof Thermal Insulation Practice and Preferences in Terrace Housing in Malaysia	127
Farhana Mohd Razif Mohd Hamdan Bin Haji Ahmad	

Chapter 11: Contribution of Dark Brown Pakis-stem To Mitigate Thermal Solar Irradiation of A Heated Environment	139
Danny Santoso Mintorogo	

Chapter 12: Comparison of Thermal Comfort Levels for Two Traditional Bugis Houses in Malaysia	153
Aminatuzuhariah Megat Abdullah	

Epilogue

Syed Ahmad Iskandar Syed Ariffin
Reza Hashemi Nik

Contributors

Alice Sabrina Ismail *PhD*
Universiti Teknologi Malaysia

Aminatuzuhariah Megat Abdullah *PhD*
Universiti Teknologi Malaysia

Danny Santoso Minto
Petra Christian University
Indonesia

Dilshan Remaz Ossen *PhD*
Universiti Teknologi Malaysia

Fa'izah Mohammed Bashir
Universiti Teknologi Malaysia

Farhana Mohd Razif
Universiti Teknologi Malaysia

Faridah Shafii *PhD*
Universiti Teknologi Malaysia

Folorunso, Clement Oluwole
Federal University of Technology
Akure, Nigeria

Leng Pau Chung
Universiti Teknologi Malaysia

Lim Yaik-Wah *PhD*
Universiti Teknologi Malaysia

Malik Tassaduq Abbas
Universiti Teknologi Malaysia

Mohammad Baharvand

Azad University of Falavargan,
Falavargan-Isfahan, Iran

Mohd Hamdan Ahmad *PhD*

Universiti Teknologi Malaysia

Mohamed Zahry Othman

Universiti Teknologi Malaysia

Mohd Zin Kandar *PhD*

Universiti Teknologi Malaysia

Reza Hashemi Nik

Universiti Teknologi Malaysia

Roshida Abdul Majid *PhD*

Universiti Teknologi Malaysia

Syed Ahmad Iskandar Syed Ariffin *PhD*

Universiti Teknologi Malaysia

Tabassom Safikhani

Azad University of SAMA-Khorasgan
Isfahan, Iran

Yakubu Aminu Dodo

Modibbo Adamawa University of Technology
Yola, Nigeria

11

Contribution Of Dark Brown Pakis-Stem To Mitigate Thermal Solar Irradiation Of A Heated Environment

Danny Santoso Mintorogo

Abstract

In the era of global warming issues areal most happening every time and day in many countries, one of the possible way to apply brown and white-pakis blocks as high-albedo heat insulation in the urban cities is on the flat concrete rooftops. The brown-pakis blocks will absorb much incoming global solar irradiation and emit less longwave solar heat to space; in contrast, the white-pakis blocks could not only handle well the incoming solar irradiation but it also lessens the outgoing longwave solar irradiance by simply emitting much irradiation to atmosphere and performing as insulator to the flat concrete rooftop. This research is concentrated on the ability of brown Pakis-stem blocks to reflect less outgoing solar irradiation to space, to absorb and to emit as much possible of longwave solar heat irradiation. The results of brown Pakis-stem blocks are proved to reflect an average 18.2 W.m^{-2} compare to white Pakis blocks 71.7 W.m^{-2} of outgoing global solar irradiance to atmosphere. The average surface bottom temperature of one-piece brown-Pakis block is 34.8°C compare to 33.9°C white-Pakis block. The contribution of brown-Pakis blocks lessen the over heated environment, and act as solar irradiation controller and temporary container.

Keywords

Brown Pakis-Stem Blocks, Thermal Solar Radiation, Heated Environment

1. Introduction

Sustainable architecture buildings involve many items such as saving cooling loads energies, installing greenary rooftops, exploring natural resources for comfortable healthy built environment, applying passive cooling strategies, and conducting daylighting as well as diminishing over heated urban heat island in central business and dwelling zones that cause uncomfortable and unsustainable living domains in a town. Beam of short wavelength solar heat sun radiation on top of atmosphere is constantly $1,433 \text{ W.m}^{-2}$, and it will be scattered and reflected by many elements once it enters the

atmosphere, like water vapour, air molecule, smoke, cloud and the earth surfaces [5]. Reflected shortwave irradiation and emitted longwave heat energy from the earth to the atmosphere always cause the atmosphere heating up; the atmosphere heating up phenomenon are depended on the emission of longwave irradiation heat energy from all surface of materials and degrees of reflection of irradiation on light material colour which is regularly called albedo [7]. The lighter the material colours are, the higher the solar irradiance is reflected, and the darker the material colours are, the lower albedo will be reflected to the space. Darker material will absorb more longwave energy irradiance that causes warmer surface, and longwave heat thermal energy will be emitted less to the atmosphere. Table 1 gives an image of albedo percentages of many surfaces that can be used on buildings and the urban built environment to reduce thermal heat irradiance. Besides albedo one of the factors causing great demand of energy in air conditioning buidlings is the impacted high intensity of solar heat sun irradiation during the daytime that pierces through opaque-walls, curtain-glass walls, windows, and roofs in any tropical climate region around the world. According to Nazar et al. (2003) roofs on single buildings donate almost 36,7% of solar heat irradiation into the buildings. Moreover there is up to 50% of solar thermal radiation that comes from flat rooftop [5]. The flat rooftops and curtain-glass facades will receive and reflex solar heat thermal radiant to urban environment. Table 2 shows the flat concrete rooftop received hourly average of horizontal global solar irradiation of 383 W.m⁻² on dry season and 340 W.m⁻² on wet season in year 2007. The highest impacted global horizontal solar irradiance is about 978 W.m⁻² at 11 am on October 31, 2008. And high horizontal global solar irradiation concentration happened in the year 2008 [2].

Table 1. Surface Albedo as a Decimal Albedo and as a Percentage
(Source: <http://education.gsfc.nasa.gov>)

Asphalt	≤ 0.10	≤ 10%
Water (overhead Sun)	0.03-0.05	3-5%
Forest	0.05-0.10	5%-10%
Soil	0.11-0.20	11-20%
Grass	0.20-0.25	20-25%
Sand	0.20-0.30	20-30%
Evergreen vegetation	0.31-0.40	31-40%
Developed terrain (concrete, buildings etc.)	0.51-0.71	51-70%
Water (sun near horizon)	0.50-0.80	50-80%
Thick cloud	0.70-0.80	70-80%
Fresh snow/ice	0.70-0.85	70-85%

Table 2. Hourly Average Dry and Wet Seasons Horizontal Global Solar Irradiance in Surabaya-Indonesia per year 2007,2008,2009

Dry Seasons				Rainy Seasons			
	2007	2008	2009		2007	2008	2009
MAY	335	369	292	JANUARY	349	327	306
JUNE	316	360	337	PEBRUARY	335	255	268
JULY	352	382	357	MARCH	280	297	339
AUGUST	408	414	384	APRIL	363	357	337
SEPTEMBER	443	415	409	NOVEMBER	408	304	344
OCTOBER	446	440	424	DECEMBER	306	271	321
Monthly Average	383	397	367	Monthly Average	340	302	319

(Source: Surabaya-Indonesia, 2008)

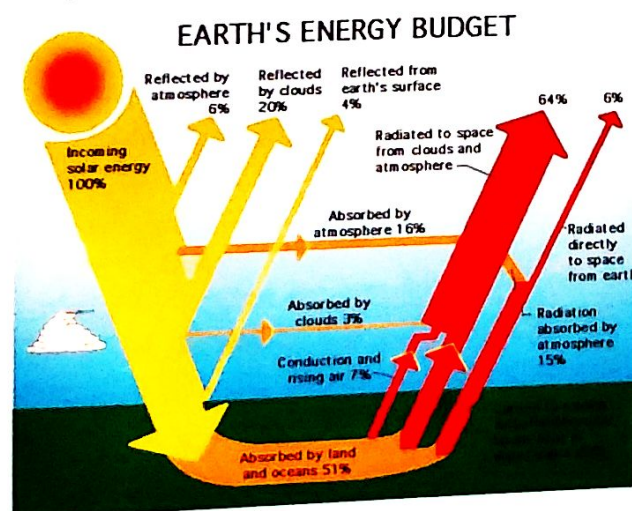
Meanwhile Tabel 3 demonstrates an average of hourly vertical global solar irradiation based on Surabaya's local climate around 198 W/m^2 on eastern side of the building, then 191 W/m^2 , 171 W/m^2 and 119 W/m^2 respectively from northern, western, and southern hemisphere [2].

Table 3. Hourly Average Vertical Global Solar Irradiance in Surabaya per year 2007

MONTHS	VERTICAL NORTH	VERTICAL SOUTH	VERTICAL EAST	VERTICAL WEST
JANUARY	109	190	205	148
PEBRUARY	207	147	178	143
MARCH	123	103	174	138
APRIL	184	86	191	157
MAY	264	76	187	171
JUNE	285	73	189	150
JULY	321	75	196	182
AUGUST	269	81	225	212
SEPTEMBER	186	98	238	232
OCTOBER	115	131	215	205
NOVEMBER	116	196	213	174
DECEMBER	113	172	162	142
Hourly Average	191	119	198	171

(Source: Surabaya-Indonesia, 2008)

All the sun's ray along with high intensity of solar heat irradiation will produce thermal heat on a surfaces that are absorbed or reflected by building rooftops, facades, pedestrians, street materials, and trees. Absorbed global solar irradiation coming to the earth will increase the outer surface temperatures of all surface materials by action of reflected and absorbed; on the building rooftops from around 30 to 40°C [1]. Figure 1 shows the earth's radiation budget where the earth is always trying to balance the received short wavelengths of sun solar radiation by absorbing, reflecting back and emitting part of irradiances to the space. Meanwhile the ambient air temperature in atmosphere increases due to the emitted longwave energy from the earth's or other materials. The lighter and harder a surface material is, the higher the emitted longwave energy bounced back to the atmosphere and the earth. The urban heat island effect is due to soaring reflected air temperatures that is coming from many lighter and harder urban features and building surfaces. The surrounding built environment is lacking in absorbing or has low level of emitted longwave energy features and surface materials like parks with big trees and green lawn, dark soil, wooden-pedestrian way and greenary rooftops as well as low-emitting longwave energy of pakis-stem blocks as rooftop cover material. Based on Surabaya's weather station report that yearly average of outdoor maximum temperature and minimum temperature in October 2008 are 33.9°C and 22.1°C respectively [8].



(Source: Science-edu, 2012)

Figure 1. Earth's Energy Budget Scheme




Figure 2. Town-Houses and Shop-Houses on Business-Street Zones

Surabaya is the second largest city in Indonesia, with the latitude of $7^{\circ} 17-21'$ South. From year 1995 till now, a lot of business places are needed to be built. Middle-class businessmen or presetting business firms can't afford to rent office spaces on high-rise buildings. Therefore, single-houses, town-houses, shop-houses, and even dwellings along the main streets become favorite places to do business. Figure 2 exhibits a lot of new towns, shops, and office-houses built to two or three stories with majority of flat bare concrete rooftops of around $5,900 \text{ m}^2$ at Putro Agung's business zone (A), Klampis Jaya central business district $31,00 \text{ m}^2$ (B), Manyar Kertoarjo's business-zone $12,400 \text{ m}^2$ (C), as well as Galaxy's Shops, offices and houses $24,000 \text{ m}^2$ (D). All these flat bare concrete rooftops are not insulated on top or beneath the concrete roof decks. Less greenary rooftops and high trees are planted along the business zone street. Concrete-block pavings are dominantly covered to walk-ways, and street-ways are built up of dark-asphalt. Could one imagine how much watt per square meters of out-going solar heat irradiance from these materials will bounce back to the built-up areas, and how much air temperatures of thermal conduction, convection and irradiation will add up to the urban-business heat island?

By applying rows of pieces of Pakis blocks on top of the flat bare concrete rooftops mainly as external environmental friendly roof thermal insulation, the reflected solar heat irradiation to built-environment will be controlled. Pakis blocks will absorb much of these solar heat irradiation to prevent too much heat reflected to the environment. What are the pakis-stem blocks? Generally knowledge of pakis-stem blocks are commonly sold by orchid flower shoppers, and flower users always attach the orchid on top of Pakis blocks. These Pakis blocks come from Pakis trees which could be found in the tropical forest; the Pakis tree's stems are then sliced into pieces of Pakis blocks.



Figure 3. Pakis Trees, Pakis-Stem Blocks, and Orchid on Pakis Block

Pakis Blocks are sold in different sizes in the market; as shown in A & B (fig. 4). Pakis Blocks small size (4A) in 1 m² will have 33.3 blocks and weigh 5.2 kgs for dry pakis blocks; in wet condition, small size pakis blocks in 1 square meter have weight of 7.3 kgs. Meanwhile for big size pakis (fig. 4B), 1 square meter will contain 20.83 blocks, and the weight 5.2 kgs (dry condition), and 7.4 kgs (wet condition).



Figure 4. Pakis-stem-Block Variances

2. Literature Review

Many researchers and scholars have researched and come up with many applications of block to diminish the impact and reflection solar heat irradiance to room thermal and urban heat built-environment from flat concrete rooftops and many elements around the built environment. The applications are: green roofs or rooftop gardens, cool roofs (built-up roofing), and double roofs [3].

2.1 Green Roofs or Roof Gardens

Green roofs or Rooftop gardens have two kinds of greenery roof systems that are extensive and intensive green roofs. Extensive green roof characteristic is not to design for public excess, it is merely for aesthetic and ecological environment proposes, low-cost due to lightweight construction, low maintenance, thin layer of soil, and smaller vegetation (merely bushes). Contradictory to extensive green roofs, intensive green roofs are designed for public excess-way or roof garden-playground on rooftop parking buildings, high plants (scrubs or trees), thick substrate, heavyweight construction, and high maintenance [9,3].

Tested on intensive roof garden landscaping on low-rise commercial building, the maximum hard surface temperature (without soil and plants) at 2 pm is 57°C; the maximum bare soil surface temperature is 42°C. With the presence of vegetation that is totally dependent on the Leave Area Index (LAI), higher temperature will happen on meagre foliages and lower temperature on intense ones. The maximum temperature on all kinds of vegetation under foliages is about 36°C; and the maximum soil temperature with plants is 26.5°C [9].

With extensive rooftop garden, the maximum temperature on metal roof is 60° – 70°C. By providing plants or vegetation, the maximum temperature below the dense plants is 35.1°C. But the metal roof has the faster cooling effect at night among the other roof materials. Moreover metal roof is lightweight structure and has a low maintenance factor.

2.3 Coolroofs

Cool roof was invented by Dick Bourne in 1980 at Davis, California. This system uses concrete roof as roof pond with impermeable floating insulation panels in water; the water is then pumped over the insulation during the night in order to have longwave sky radiation cooled the water. The cooling water temperature could be around 1-2°K above the average ambient WBT, and the ceiling temperature (exposed concrete) would have about 2°K over the water temperature [4]. An indoor temperature of 25°C would be obtained with the maximum outdoor temperature of 37°C during the daytime; the water pond temperature will fluctuate a round 5°C [4].

2.4 Bittumen Roll Roofing Sheet

Single-ply Rubber Membrane Roofing. (EPDM): Ethylene Propylene Diene Poly Methylene is applied to flat rooftop concrete to give great protection to solar radiation through roof. It is great rubber roofing sheet but it is not an environment friendly insulation material (fig. 5).



(Source: Science-edu, 2012)

Figure 5. Applying Single-ply Rubber Membrane Roofing. (EPDM)

3. Methodology

The research is an experimental works conducted at Petra Christian University, Surabaya-Indonesia on two-story flat concrete rooftop building. The global solar irradiation data were recorded hourly and were taken at least 2 to 3 days or more respectively and simultaneously on rooftop with digital data logger and pyranometer of HOBO. Series of row and column of 3-layer to 5-layer thick pakis blocks are laid down on bare concrete rooftop acting as a insulator to diminish thermal heat into a room.

3.1 The scheme

Three unit of pyranometers are used to have a figure of global solar irradiance intensity; one unit is measured for the horizontal global solar irradiation, and two unit pyranometers are turned over to measure the reflected global solar irradiation (albedo) from different materials like grey rooftop concrete, stopsol classic dark blue glass, grey paving blocks, wooden block, lawn, soil, yumen board and white pakis blocks; meanwhile one flipped pyranometer is continuously placed there to measure the brown pakis blocks respectively. In order to know the degree Celcius emission of longwave heat energy from brown Pakis blocks and white Pakis blocks (lighter colour will have cooler surface)(fig. 6).

The reflected global solar irradiation measurements were taken to compare to brown-pakis blocks with other materials respectively; each measurement with different material to brown-pakis blocks was measured between two to three days period. The major measurement on this research is to know how much the white-pakis blocks reflect outgoing global solar irradiation to the space environment than the brown-pakis blocks.

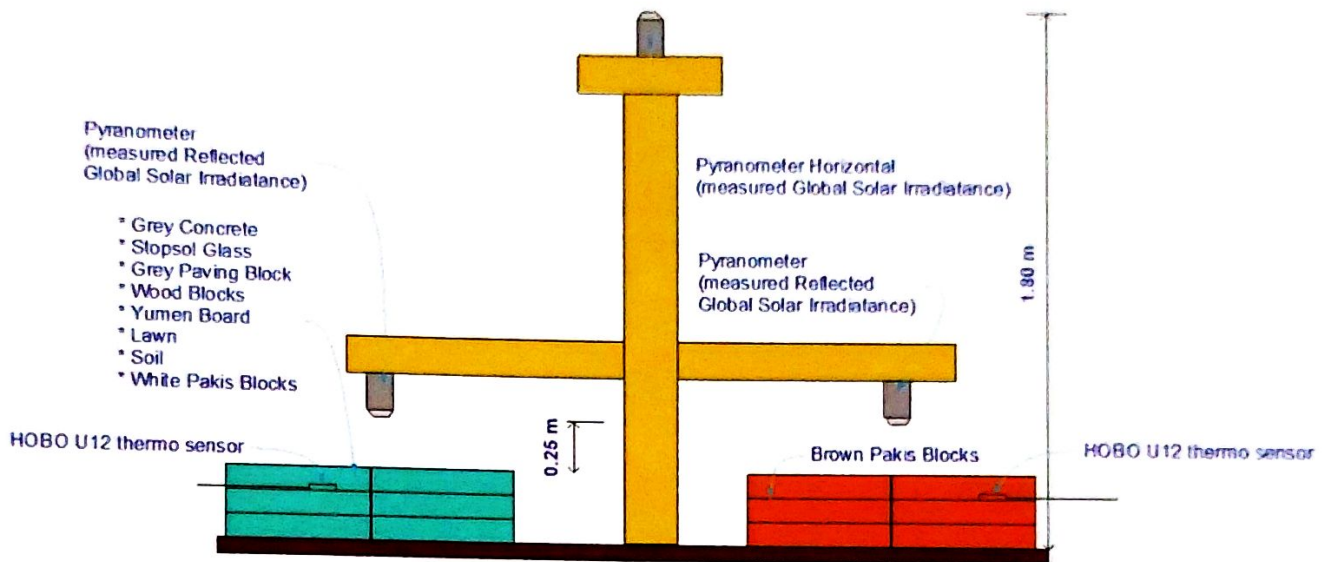


Figure 6. Ways of Measuring Reflected Global Solar Irradiation and Longwave Heat Energy

3.2 The Measuring Tools

Many kinds of “HOBO” (Onset Inc. products) measuring tools were used to obtain data in many fields of the research; the intensity of global solar irradiation and the degree Celcius of longwave heat irradiation absorbed. HOBO U12 external data logger has a measurement range of temperature -20° to 70°C, RH 5% to 95% with accuracy temperature of $\pm 0.35^{\circ}\text{C}$ from 0 to 50°C, and RH $\pm 2.5\%$ from 10 to 90%. The water/soil temperature sensors have a technical measurement range of temperature -40 to 50°C in water, and -40 to 100°C in air with accuracy of $\pm 0.25^{\circ}$ at 20°C. The HOBO Micro Station data logger has a four sensors for multi-channel measurement at the same time. It can be connected to a silicon Pyranometer smart sensor that has a technical measurement range of global and direct irradiation of 0 to 1,280 W/m^2 , and the spectral range of 300 to 1100 nm with angular accuracy of cosine corrected 0 to 80 degrees from vertical. The sensor resolution is 1.25 W/m^2 .

4. Results and Discussions

The reflected global solar irradiation to the atmosphere and the built environment at different days and time with different kinds of material surfaces are small compare to incoming horizontal global and direct solar irradiation; particularly at 12 noon. The impacted incoming horizontal solar irradiance are ranging from around 713 to 976 $\text{W}\cdot\text{m}^{-2}$. The average solar irradiation values are around 390 to 488 $\text{W}\cdot\text{m}^{-2}$ in different other days (Tables 3 to 10). When comparing average reflected solar irradiation (albedo) of brown Pakis blocks (23.1 $\text{W}\cdot\text{m}^{-2}$) to flat grey concrete rooftop (75.3 $\text{W}\cdot\text{m}^{-2}$), the grey concrete rooftop attributes reflected solar irradiation to space more 52.2 $\text{W}\cdot\text{m}^{-2}$ than brown pakis blocks did; it is 69% higher than brown pakis albedo (Table 4).

Table 4. Hourly Average Horizontal Global Solar Incoming and Reflected Irradiation for Dark Brown Pakis and Rooftop Concrete in Surabaya October 1-19, 2012

Oct. 1-19, 2012	Incoming Global	Reflected Irradiation	Reflected Irradiation
Time	Irradiation [W/m ²]	Dark Brown Pakis [W/m ²]	Concrete [W/m ²]
6	37.1	1.4	6.0
7	70.4	3.1	11.5
8	107.9	5.2	18.3
9	404.4	36.3	122.7
10	550.0	39.8	134.9
11	723.7	41.7	142.9
12	961.1	43.8	151.1
13	789.0	38.7	125.2
14	650.2	37.2	106.4
15	414.4	24.2	66.3
16	192.6	4.9	15.8
17	16.9	0.7	2.2
Average	409.8	23.1	75.3

Source: (Surabaya-Indonesia, 2012)

The average reflected solar irradiation of Stopsol classic dark blue glass (it is often used as curtain-glass or large windows on the modern buildings) is 59.3 W.m^{-2} ; it is 38.9 W.m^{-2} larger reflected solar irradiation than brown pakis blocks did, and the albedo is 66.6% higher than brown pakis blocks (Table 5).

An average of 61 W.m^{-2} reflected global solar irradiation of grey paving blocks were recorded as outgoing solar irradiance to space like other reflected solar irradiations from many surfaces within the boundary of the atmosphere in the earth (fig.1). With contrast to average reflected solar irradiation of brown pakis blocks had merely 20.2 W.m^{-2} at particular days, the brown pakis blocks can mitigate more 201% of reflected solar irradiation than the grey concrete-paving blocks to the living environment at very hot-daytime; shaded outdoor temperature is 34.9°C at 13.00 pm (Table 6 & Table 12).

Yumen boards are man made wooden-baggy-panels resembling pakis-stem blocks (natural blocks). The main function of the Yumen boards are for wall panels, ceiling panels, and as acoustic panels. The average reflecting solar irradiation is quite high; reflected solar irradiation of 86.7 W.m^{-2} will be mirrored to space, and it is 76% higher of reflected solar irradiation than brown Pakis blocks (Table 7)

Ideally small sizes of Wooden blocks can be used to cover pedestrian ways in the urban areas; with the meaning to lessen the high reflected solar irradiation to the space environment, making the atmosphere in the city to soar during daytime. Unfortunately the average of reflected global solar irradiation on wood-blocks is 71 W.m^{-2} ; meanwhile the brown pakis blocks are 18.8 W.m^{-2} by October 2012. Then, 73.5 percentanges of higher reflected global solar irradiation will be added to space if it uses wood-blocks than Pakis blocks (Table 8).

Table 5. Hourly Average Horizontal Global Solar Incoming and Reflected Irradiation for Dark Brown Pakis and STOPSOL Classic Dark Blue Glass in Surabaya October 20-21, 2012

Oct. 20-21, 2012	Incoming Global Solar Irradiation [W/m ²]	Reflected Irradiation Dark Brown Pakis [W/m ²]	Reflected Irradiation STOPSOL Classic Dark Blue [W/m ²]
Time			
6	64.4	3.2	8.8
7	90.0	4.4	12.5
8	140.0	7.5	16.9
9	627.5	23.1	90.0
10	881.3	35.7	130.0
11	910.0	40.0	88.2
12	913.1	39.4	89.4
13	807.5	36.9	120.0
14	636.3	30.6	96.3
15	406.9	18.8	46.3
16	121.9	4.4	12.5
17	14.4	0.6	1.3
Average	467.8	20.4	59.3

Source: (Surabaya-Indonesia, 2012)

Table 6. Hourly Average Horizontal Global Solar Incoming and Reflected Irradiation for Dark Brown Pakis and Grey Paving Block in Surabaya October 22-23, 2012

Oct. 22-23, 2012	Incoming Global Solar Irradiation [W/m ²]	Reflected Irradiation Dark Brown Pakis [W/m ²]	Reflected Irradiation Grey Paving Block [W/m ²]
Time			
6	36.3	0.6	4.4
7	60.0	1.9	8.1
8	92.5	1.9	8.1
9	693.8	21.3	90.0
10	857.5	38.1	109.4
11	963.1	41.9	117.5
12	961.9	40.6	116.9
13	850.0	37.5	106.9
14	661.3	33.8	91.9
15	447.5	20.0	62.5
16	211.3	4.4	13.8
17	25.0	0.6	2.5
Average	488.3	20.2	61.0

Source: (Surabaya-Indonesia, 2012)

Table 7. Hourly Average Horizontal Global Solar Incoming and Reflected Irradiation for Dark Brown Pakis and Yumen Board in Surabaya October 24-26, 2012

Oct. 24-26, 2012	Incoming Global Solar Irradiation [W/m ²]	Reflected Irradiation Dark Brown Pakis [W/m ²]	Reflected Irradiation Yumen Board [W/m ²]
Time			
6	36.1	1.5	6.1
7	66.1	2.7	11.0
8	98.1	4.4	16.9
9	671.5	28.9	128.5
10	892.7	36.5	164.0
11	952.3	39.8	168.1
12	976.9	40.2	170.2
13	875.2	39.4	155.2
14	681.0	32.7	124.0
15	457.3	18.1	74.8
16	123.5	4.4	19.4
17	16.9	0.6	2.7
Average	487.3	20.8	86.7

Source: (Surabaya-Indonesia, 2012)

Table 8. Hourly Average Horizontal Global Solar Incoming and Reflected Irradiation for Dark Brown Pakis and Wood Blocks in Surabaya October 27-29, 2012

Oct. 27-29, 2012	Incoming Global Solar Irradiation [W/m ²]	Reflected Irradiation Dark Brown Pakis [W/m ²]	Reflected Irradiation Wood Blocks [W/m ²]
Time			
6	46.5	1.4	7.7
7	72.3	3.1	12.3
8	135.6	5.6	23.6
9	759.0	34.4	131.5
10	949.4	41.1	156.5
11	970.2	39.8	152.3
12	772.3	31.5	119.8
13	525.2	23.5	83.5
14	540.2	26.0	88.1
15	391.9	14.8	60.6
16	115.6	3.1	12.7
17	22.7	0.6	3.5
Average	441.7	18.8	71.0

Source: (Surabaya-Indonesia, 2012)

Green rooftops at city buildings will lessen the urban heat island only if all the buildings are built with greenary rooftops. Regrettably, the average reflected global solar irradiation of green lawn is still 72.2% higher than brown pakis blocks. This phenomena is due to a higher reflected solar irradiance of greenary lawn of 66.8 W.m^{-2} than the brown pakis blocks of 18.6 W.m^{-2} (Table 9).

Preferably if a built environment city has more parks and soft darker soil than grey concrete paving blocks as pedestrian-ways and vehicle-ways, there will be more incoming global solar irradiation absorbed to the earth than outgoing global solar irradiation to the space in the built environment. By looking at table 9, where the average of global solar irradiation of dark-soil is closed to dark brown pakis blocks of 18.2 W.m^{-2} ; only 25.4% of reflected global solar irradiation of dark soil is higher than brown pakis blocks (it is the smallest percentages among other reflected global solar irradiations tested than pakis blocks). The 24.4 W.m^{-2} of outgoing global solar irradiance of dark soil will be an added values to the built environment (Table 10).

Table 11 shows an average of reflected global solar irradiation both on Pakis-stem blocks but different color Pakis; brown and white pigment on stem blocks. The brown Pakis-stem blocks are painted with water-base white wall paint. White surface will reflect more incoming global solar irradiation but having lower surface temperature. An average of 71.7 W.m^{-2} of global reflected solar irradiation is achieved by white Pakis-stem blocks; comparing to brown Pakis-stem blocks which only reflect 23.8 W.m^{-2} . Reflected solar irradiation value on white-painted Pakis blocks is higher 66.8% than natural brown Pakis blocks colour (Table 11). How much longwave heat energy of solar irradiation is absobed by Pakis in relation to different surface colour? Table 12 shows hourly average one-piece bottom surface temperature of white and brown Pakis-stem blocks (thickness of 3 cm); both pakis blocks are having temperatures of over 40°C at noon till 15.00 pm. And white pakis blocks have an average of 33.9°K with shaded outdoor temperature 31.1°K ; it is 0.9°K temperature difference to brown-Pakis blocks at average thermal performance. At daytime performance, brown Pakis blocks have an average 38.2°K , and 36.3°K for white Pakis blocks; so the temperature difference during the daytime will be 1.9°K . Meanwhile both Pakis blocks thermal performances at nighttime will be even. Both white and brown-Pakis blocks have an average 31.4°K at the nighttime. But temperature of brown-Pakis blocks becomes cooler after midnight till morning faster than white-Pakis blocks (Table 12).

Table 9. Hourly Average Horizontal Global Solar Incoming and Reflected Irradiation for Dark Brown Pakis and Green Lawn in Surabaya October 27-November 2, 2012

Oct.30-Nov.2, 2012			
Time	Incoming Global Solar Irradiation	Reflected Irradiation Dark Brown Pakis	Reflected Irradiation Green Lawn
	[W/m ²]	[W/m ²]	[W/m ²]
6	46.0	1.6	7.2
7	94.7	4.4	15.3
8	131.6	4.4	20.3
9	671.6	23.1	108.8
10	675.9	25.6	96.6
11	931.0	36.0	128.1
12	919.1	39.1	126.9
13	840.0	38.4	121.9
14	700.6	33.8	108.8
15	332.8	12.5	50.3
16	168.1	3.5	15.3
17	17.8	0.6	2.2
Average	460.8	18.6	66.8

Source: (Surabaya-Indonesia, 2012)

Table 10. Hourly Average Horizontal Global Solar Incoming and Reflected Irradiation for Dark Brown Pakis and Dark Soil in Surabaya November 2-4, 2012

Nov.3-4, 2012			
Time	Incoming Global Solar Irradiation	Reflected Irradiation Dark Brown Pakis	Reflected Irradiation Dark Soil
	[W/m ²]	[W/m ²]	[W/m ²]
6	59.4	2.5	6.3
7	125.7	6.3	15.0
8	214.4	11.3	11.3
9	389.4	21.3	20.7
10	647.5	30.0	36.3
11	919.4	40.0	56.3
12	860.0	37.5	52.5
13	500.7	24.4	32.5
14	408.2	20.0	26.9
15	479.4	21.9	30.7
16	78.1	3.1	4.4
17	9.4	0.6	0.6
Average	390.9	18.2	24.4

Source: (Surabaya-Indonesia, 2012)

Table 11. Hourly Average Horizontal Global Solar Incoming and Reflected Irradiation for Dark Brown Pakis and White Pakis in Surabaya November 5-9, 2012

Nov.5-9, 2012			
Time	Incoming Global Solar Irradiation	Reflected Irradiation Dark Brown Pakis	Reflected Irradiation White Pakis
	[W/m ²]	[W/m ²]	[W/m ²]
6	51.6	2.5	7.8
7	93.8	4.7	14.7
8	149.4	8.8	24.1
9	534.4	32.8	73.1
10	740.3	41.6	141.3
11	670.6	34.1	123.8
12	815.6	43.8	148.4
13	649.7	39.1	120.6
14	575.6	40.3	109.7
15	389.4	29.4	70.6
16	167.2	7.5	23.5
17	21.3	1.3	3.4
Average	404.9	23.8	71.7

Source: (Surabaya-Indonesia, 2012)

Table 12. Hourly Average Bottom Surface Temperatures of 3-cm Thick of Dark Brown Pakis and White Pakis in Surabaya November 13-16, 2012

TIME	Shaded Outdoor [°C]	White Pakis [°C]	Brown Pakis [°C]
6	28.1	28.4	28.5
7	29.7	28.9	29.3
8	31.6	30.0	30.7
9	33.0	31.4	32.4
10	34.1	36.0	38.0
11	34.5	39.7	42.1
12	34.7	42.2	45.3
13	34.9	43.6	46.9
14	34.3	42.3	44.9
15	33.6	40.0	42.5
16	32.7	38.0	40.1
17	31.7	35.6	37.1
18	30.8	34.6	35.3
19	30.5	33.5	34.2
20	30.3	32.9	33.5
21	30.1	32.6	33.0
22	30.0	32.2	32.5
23	29.7	31.7	31.8
0	29.5	31.5	31.1
1	29.0	30.7	30.2
2	28.5	29.8	29.6
3	28.3	29.4	29.0
4	28.1	29.1	28.6
5	27.9	28.7	28.5
Average	31.1	33.9	34.8

Source: (Surabaya-Indonesia, 2012)

5. Conclusion

After analyzing the average measurement results of global and direct reflected solar irradiation on many surface materials, mainly the brown Pakis-stem blocks, some pieces of evidence on reflected global solar irradiance can be drawn. At first, the incoming global and direct solar irradiation will be absorbed much by darker surfaces. Lighter surface materials will reflect as much as possibly solar irradiance to space. This phenomenon—lighter surface material, will contribute to increase the city temperature during the daytime; harder, lighter, and reflected city and building surface materials can escalate atmospheric temperature. Secondly, the darker surface like brown Pakis-stem blocks absorbed much of incoming solar irradiation and reflected less; as a matter of fact brown Pakis blocks will emit more longwave heat energy to space according to its thermal handling capacities (thermal lags). The only action to be done is to provide better external thermal insulation on flat rooftops in order to prevent over heating through absorbed incoming longwave heat solar irradiation. By doing all these, an over heated urban environment by many hard surfaces will be alleviated simply applying brown Pakis-stem blocks to cover flat-rooftop buildings as thermal barrier and storage.

References

- [1] Adamson, B., Olle, A. Design for Climatization: Houses in Warm-Humid Areas. *Building Issues*, 1993; **5**(1)
- [2] Mintorogo, Danny S. *Monthly Average Horizontal and Vertical Global Solar Irradiance 2008 in Surabaya*, Research Report, Petra Christian University; 2008
- [3] Czemieli Berndtsson, J. Green Roof Performance Towards Management of Runoff Water Quantity and Quality: A Review. *Ecological Engineering*, 2010; **10**, p.1016
- [4] Givoni, Baruch. *Passive and Low Energy Cooling of Buildings*. New York: Van Nostrand Reinhold; 1994
- [5] Nahar NM et al. Studies on Solar Passive Cooling Techniques for Arid Areas. *Energy Conversion & Management*, 1999; **38**, p.89-95
- [7] Nahar NM, et al. Performance of Different Passive Techniques for Cooling of Buildings in Arid Regions. *Building and Environment*, 2003; **38**, p.109-16
- [8] Tjahjono, Endro. *Weather in Juanda Surabaya* 2008
- [9] Wong, N.H., Chen, Y.A. Comparison of Two Rooftop Systems in the Tropical Climate. In: *Proceeding of the INTA 2nd Harmony in Culture and Nature Conference*, 2006; Indonesia, B14, p.1-8

Website:

Noted on November, 2012; http://science-edu.larc.nasa.gov/EDDOCS/radiation_facts.html