

# ARPAN

## Journal of Engineering and Applied Sciences



Volume 9  
Number 12  
December 2014  
ISSN 1819-6608

Published by:  
Asian Research Publishing Network (ARPAN)  
[www.arnjournals.com](http://www.arnjournals.com)

# Editorial Board

**Editor-in-Chief:** Engr. J. K. Tarakzai (PAKISTAN)

#	Editors	Country
1	Prof. Dr. R. J. Godwin	UNITED KINGDOM
2	Prof. Dr. Erik Valdemar Cuevas Jimenez	GERMANY
3	Prof. Dr. Hamou SADAT	FRANCE
4	Dr. Mohammad Aminul Islam	JAPAN
5	Prof. Dr. Kui Fu Chen	CHINA
6	Prof. Dr. M. Ashraf Chaudhry	NEW ZEALAND
7	Prof. Dr. A. Sermet Anagun	TURKEY
8	Prof. Dr. Ashraf Mohamed Hemeida	SAUDI ARABIA
9	Prof. Dr. Krishna Murari Pandey	INDIA
10	Prof. Dr. Magdy A. Ezzat	EGYPT
11	Prof. Dr. Roberto Brighenti	ITALY
12	Dr. Anurag Misra	INDIA
13	Prof. Dr. Adel M. ALIMI	TUNISIA
14	Prof. Dr. Arun Kumar Gupta	INDIA
15	Prof. Demetrios V. Bandekas	GREECE
16	Prof. Dr. Bensafi Abd-El-Hamid	ALGERIA
17	Dr. Rajanish K. Kamat	INDIA
18	Prof. Dr. Asma Thamir Ibraheem	IRAQ
19	Prof. Dr. Sylejman Hyseni	KOSOVO
20	Prof. Dr. Haider Zaman	SAUDI ARABIA
21	Prof. Dr. Debojyoti Mitra	INDIA
22	Prof. Dr. Pandian VASANT	MALAYSIA
23	Prof. Dr. Prakash MMS Kinthada	INDIA
	<b>Associate Editors</b>	
1	Dr. Dongning Li	USA
2	Dr. Suheyla Yerel	TURKEY
3	Dr. Guoxiang Liu	USA
4	Dr. Nadeem Anjum	PAKISTAN
5	Engr. Malini Sarah Philip	NORWAY
6	Dr. K.V.L.N. Acharyulu	INDIA
7	Engr. Mohammad Khalily Dermany	IRAN
8	Dr. Lamyaa- Gamal Eldeen Taha	EGYPT
9	Dr. OM Prakash Singh	INDIA
10	Engr. Seyyed Mohammad Reza Farshchi	IRAN
11	Dr. Muhammad Imran Din	PAKISTAN
12	Dr. José Carlos Páscoa Marques	PORTUGAL

13	Engr. Fawwaz Jinan Jibrael Jabri	IRAQ
14	Dr. Kanad Ray	INDIA
15	Dr. Shamsuddin Shahid	MALAYSIA
16	Engr. Naveenji Arun	INDIA

## TABLE OF CONTENTS

ARPN Journal of Engineering and Applied Sciences December 2014 | Vol. 9 No. 12

<b>Title:</b>	Perfect shuffle algorithm for cryptography
<b>Author (s):</b>	Ernastuti
<b>Title:</b>	Combinatorial gray code for generating tree of permutation with two cycles
<b>Author (s):</b>	Sulistyo Puspitodjati, Henny Widowati, Asep Juarna and Djati Kerami
<b>Title:</b>	Discovering sequential disease patterns in medical databases using freespan mining and prefikspan mining approach
<b>Author (s):</b>	Silvia Rostianingsih, Gregorius Satia Budhi and Leonita Kumalasari Theresia
<b>Title:</b>	Heroic battle of Surabaya application based on android
<b>Author (s):</b>	Andreas Handojo, Justinus Andjarwirawan, Sandy Sunaryo and Resmana Lim
<b>Title:</b>	Analysis of the impact of information technology investments-a survey of Indonesian universities
<b>Author (s):</b>	Leo Willyanto Santoso and Yulia
<b>Title:</b>	Interactive game design for learning of united nusantara in the majapahit era
<b>Author (s):</b>	Liliana, Erandaru, Gregorius Satia Budhi and Silvia Rostianingsih
<b>Title:</b>	Implementation of wireless mobile sensor based on fuzzy logic control for LPG GAS pipeline leakage monitoring
<b>Author (s):</b>	Riny Sulistyowati and Kunto Aji
<b>Title:</b>	Vapor identification system using Quartz resonator sensor array and support vector machine
<b>Author (s):</b>	Hari Agus Sujono and Muhammad Rivai
<b>Title:</b>	Internet-based applications to help design security system in the organization
<b>Author (s):</b>	Agustinus Noertjahyana, Ibnu Gunawan and David Lawrence Kusuma
<b>Title:</b>	Open protocol framework for telepresence robot
<b>Author (s):</b>	Petrus Santoso and Handry Khoswanto
<b>Title:</b>	Pakar-ukm - expert system for smes using dynamic knowledge base
<b>Author (s):</b>	Mohammad Iqbal, Sigit Widiyanto, Haydan Mardhi Fadlillah and Herry Susanto
<b>Title:</b>	A low power low noise COMS amplifier for portable ECG monitoring application

<b>Author (s):</b>	Jun Giap Lau and Arjuna bin Marzuki
<b>Title:</b>	A nurse following robot with high speed kinect sensor
<b>Author (s):</b>	B. Ilias, S.A. Abdul Shukor, S. Yaacob, A.H. Adom and M.H. Mohd Razali
<b>Title:</b>	Feature-based support generation for optimum part deposition orientation in FDM
<b>Author (s):</b>	Khairul Fauzi Karim, D. Hazry, Abdul Halim Zulkifli, S. Faiz Ahmed, M. Kamran Joyo, Zuradzman M. Razlan, Khairunizam Wan and Shahrman AB Bakar
<b>Title:</b>	New embedded computing architecture using heterogeneous processors for fast processing and lower complexity
<b>Author (s):</b>	Muataz Hameed Salih, R. Badlishah Ahmed, L.A. Hassnawi, R. Kh. Al-Janabi and Omar. F. Yousif
<b>Title:</b>	Three descriptions of scalar quantization system for efficient data transmission
<b>Author (s):</b>	Hui Ting Teo, Mohd Fadzli bin Mohd Salleh
<b>Title:</b>	A low-power double balanced oscillator mixer design in 90nm COMS technology
<b>Author (s):</b>	Satish reddy N and S. SatheeshKumar
<b>Title:</b>	Implementation wastes in construction
<b>Author (s):</b>	Heydar Hashemi, Nima Haj Mohammad Hassani Mamaghani and Mojtaba Daei
<b>Title:</b>	The common-rail fuel injection technique in turbocharged Di-diesel-engines for aircraft applications
<b>Author (s):</b>	Luca Piancastelli, Leonardo Frizziero and Giampiero Donnici
<b>Title:</b>	Pressure and pressure derivative analysis for triple-porosity and dual-permeability systems in naturally fractured VUGGY reservoirs
<b>Author (s):</b>	Freddy Humberto Escobar, Rodolfo Gabriel Camacho and Juan Diego Rojas
<b>Title:</b>	A study on distributed data mining frameworks
<b>Author (s):</b>	Srimathi C, M. Subaji, Anu Soosan Baby and Deepu Raveendran
<b>Title:</b>	Analysis of variable speed PFC chopper fed BLDC motor drive
<b>Author (s):</b>	A. Jeya Selvan Renius, K. Vinoth Kumar, A. Arnold Fredderics and B. Raja Guru
<b>Title:</b>	Tasks scheduling technique using league championship algorithm for makespan minimization in IAAS cloud
<b>Author (s):</b>	Shafi'i Muhammad Abdulhamid, Muhammad Shafie Abd Latiff and Ismaila Idris
<b>Title:</b>	High performance of polysulfone ultrafiltration membrane: effect of polymer concentration
<b>Author (s):</b>	Sofiah Hamzah, Nora'aini Ali, Marinah Mohd Ariffin, Asmadi Ali and Abdul Wahab Mohammad

<b>Title:</b>	Hydrology and water quality of traditional rainwater harvesting drinking water pond at samuthirapatty village, dindigul district, Tamil Nadu
<b>Author (s):</b>	C. Mohamed Farook, P. Mariappan and T. R. Neelakantan
<b>Title:</b>	Modeling of new high voltage power supply with three-phase character for microwaves generators with one magnetron by phase under matlab simulink code
<b>Author (s):</b>	M. Bassoui, M. Ferfra, M. Chraygane, M. Ould Ahmedou, N. Elghazal and B. Bahani
<b>Title:</b>	Design and implementation of improved area efficient weighted modulo $2n+1$ adder design
<b>Author (s):</b>	Dhanabal R, Roshni Gunerkar and Bharathi V
<b>Title:</b>	Alleviation of line overloads under contingency by optimal utilisation of facts devices using evolutionary computation techniques
<b>Author (s):</b>	R. Medeswaran and N. Kamaraj
<b>Title:</b>	A method of side-peak mitigation applied to binary offset carrier modulated GNSS signals tracking applied in GNSS receivers
<b>Author (s):</b>	Hung Pham Viet, Chien Dao Ngoc and Khang Nguyen Van
<b>Title:</b>	A survey on applications of evolutionary techniques in web service selection
<b>Author (s):</b>	K. Mohan and C. Kalaiarasan
<b>Title:</b>	The analysis of strata form in holographic emulsion and a view of an image reconstructed with a Fourier-hologram
<b>Author (s):</b>	A.G. Prygunov, S.A. Sinjutin, A.A. Prygunov and E.S. Sinjutin
<b>Title:</b>	Design, study and optimization of a semiautomatic pasta cooker for coffee shops and the like
<b>Author (s):</b>	Luca Piancastelli and Leonardo Frizziero
<b>Title:</b>	Railway ballast scanning by means of dip system
<b>Author (s):</b>	Marco Guerrieri
<b>Title:</b>	Production of biodiesel from non edible ceiba pentandra seed oil having high FFA content
<b>Author (s):</b>	S. Kathirvelu, N. Shenbaga Vinayaga Moorthi, S. Neela krishnan, K. Mayilsamy and T. Krishnaswamy
<b>Title:</b>	Multi-response optimization of EDM performance characteristics using response surface methodology and desirability function
<b>Author (s):</b>	M. Janardhan
<b>Title:</b>	Pressure and pressure derivative analysis for fractured horizontal wells in unconventional shale reservoirs using dual-porosity models in the stimulated reservoir volume

<b>Author (s):</b>	Freddy Humberto Escobar, Karla María Bernal and Guiber Olaya-Marin
<b>Title:</b>	Road-signs detection and recognition in omnidirectional images
<b>Author (s):</b>	S. Oukacha, O. El Kadmiri and L. Masmoudi
<b>Title:</b>	Effects of chemical reaction and heat generation on a mixed convection stagnation point flow, heat and mass transfer towards a stretching vertical porous flat plate
<b>Author (s):</b>	A. Adeniyani and C. S. Ogwuegbu
<b>Title:</b>	Optimal power flow solution using cuckoo search algorithm
<b>Author (s):</b>	Arul Ponnusamy and Rengarajan N
<b>Title:</b>	Automatic belt controlled wheel chair
<b>Author (s):</b>	Gopu G., Geetha Devasena M S. and Lavanya G
<b>Title:</b>	Certain algebraic tests for analyzing a periodic and relative stability in linear discrete systems
<b>Author (s):</b>	Ramesh P. and Manikandan V.
<b>Title:</b>	Two dimensional stress analysis of structural members with central holes and edge notches
<b>Author (s):</b>	Riyadh J. Aziz, Adel A. Al-Azzawi and Hussam K. Risan
<b>Title:</b>	Appraisal of suitability for urban planning and expansion analysis using quick bird satellite data
<b>Author (s):</b>	V. P. Mandal, Sham Shutrana, P.C. Pandey, S. Patairiya, M. Shamim, Sandeep Sharma, V. Tomar and Pavan Kumar
<b>Title:</b>	An assessment of selected heavy metal concentrations (Pb, Cu, Cr, Cd, Ni, Zn) in university campus located in industrial area
<b>Author (s):</b>	Radin Maya Saphira Radin Mohamed, Farah Hanim Binti Che Aziz and Amir Hashim Mohd. Kassim
<b>Title:</b>	Re-use of granite sludge in producing green concrete
<b>Author (s):</b>	Allam M. E., Bakhom E. S. and Garas, G. L.
<b>Title:</b>	Design and fabrication of a low cost portable spectrometer to investigate optical properties of thin films
<b>Author (s):</b>	Benard R. Morumbwa, Patrick M. Karimi, Daniel M. Wamwangi and Kihara Rurimo
<b>Title:</b>	Developing empirical relationships to predict weld bead geometry of shielded metal arc welding
<b>Author (s):</b>	S.M.Ravikumar and P.Vijian
<b>Title:</b>	Efficient PAPR reduction of OFDM signal using pts technique with hybrid partitioning method
<b>Author (s):</b>	Zeyid T. Ibraheem, Md. Mijanur Rahman, S. N. Yaakob, Mohammad Shahrazel Razalli, Zaid G Ali and Kawakib K. Ahmed

<b>Title:</b>	Fuzzy based automatic detection and classification approach for Mri-brain tumor
<b>Author (s):</b>	R. Karuppathal and V. Palanisamy
<b>Title:</b>	An improved QOS in the architecture, model and huge traffic of multi-media applications under high speed wireless campus network
<b>Author (s):</b>	Jameel Shehu Yalli, Aisha Hassan Abdallah Hashim, Suhaimi Bn Abd Latif and Md. Korshed Alam
<b>Title:</b>	A low power and area efficient cntfet based GDI cell for logic circuits
<b>Author (s):</b>	P. Reena Monica and V. T. Sreedevi
<b>Title:</b>	Machine crushed cow bones as a partial replacement of fine aggregates in lightweight concrete
<b>Author (s):</b>	Amaziah Walter Otunyo, Umenwo Lucky E and Sam Kingsley
<b>Title:</b>	Modelling and analysis of accent based recognition and speaker identification system
<b>Author (s):</b>	Kasiprasad Mannepalli, Panyam Narahari Sastry and V. Rajesh
<b>Title:</b>	Performance analysis of an interior permanent magnet synchronous motor using brain emotional learning based intelligent controller
<b>Author (s):</b>	Shakila Banu A and Wahidabanu RSD
<b>Title:</b>	Performance comparison of OFDM system based on dmwtcs, DWT, and FFT using QAM modulation technique
<b>Author (s):</b>	Sameer A. Dawood, F. Malek, M. S. Anuar and Suha Q. Hadi
<b>Title:</b>	Real time speech recognition based building automation system
<b>Author (s):</b>	G. Muthuselvi and Saravanan B
<b>Title:</b>	Reliable payment gateway component selection using fuzzy and prism classifiers
<b>Author (s):</b>	K. R. Sekar, K. S. Ravichandran, Saikishor Jangiti and J. Sethuraman
<b>Title:</b>	Spectrum sensing analysis using PSD based entropy detection of DVB-T signal
<b>Author (s):</b>	N. Swetha, Panyam Narahari Sastry and Y. Rajasree Rao
<b>Title:</b>	Steganalysis with classifier combinations
<b>Author (s):</b>	J. Anita Christaline, R. Ramesh and D. Vaishali
<b>Title:</b>	Analysis of the flow force in the fuel components supply valves of the aircraft engines
<b>Author (s):</b>	Asgat G. Gimadiev, Dmitry M. Stadnik and Dmitry S. Bratchinin





## ANALYSIS OF THE IMPACT OF INFORMATION TECHNOLOGY INVESTMENTS-A SURVEY OF INDONESIAN UNIVERSITIES

Leo Willyanto Santoso and Yulia

Department of Computer Science, Petra Christian University, Surabaya, Indonesia

E-Mail: [leow@petra.ac.id](mailto:leow@petra.ac.id)

### ABSTRACT

In recent years, the utilization of information technology has been magnificently increased in service industries, particularly, education institution, which by using Information Technology related products such as academic information system and learning management system. In Indonesia, universities invest enormous resources in information technology (IT), with little evidence of the latter's effectiveness. Stakeholders struggle with gauging how effective or ineffective making these investments truly is, given the lack of instruments of measurement by which to establish, for instance, an internal rate of return or a period of recovery on investments. This paper investigates the impact of investment in information technology on the return on assets (ROA) of selected private universities in Indonesia for the period 2008 - 2014 using Adapted Information Economics. By using this method, it is possible to implement into other university. Primary and secondary data were collected during this research. The study recommends that universities should increase investments in software, hardware and infrastructure which will enhance their Management Information System and profitability.

**Keywords:** IT investments, management information system, university, impact, return on assets.

### INTRODUCTION

Information is an important resource in the operation and management of organizations. The availability of appropriate information is vital for effective performance of managerial functions such as planning, organizing, staffing, directing and controlling. Indeed, today's organizations run on information using information system. An information system encompasses transaction processing systems, management information systems, decision support systems, and strategic information systems.

In recent years, the utilization of information technology has been magnificently increased in service industries, particularly, education institution, which by using Information Technology related products such as academic information system and learning management system. Therefore, many organizations are competing to invest in order to optimize the resources at their disposal. The huge of money of which must be paid to invest in information technology (IT) makes many people began to wonder, "are we spending enough or too much on information technology?". The fact states that the benefits of IT investments can be counted (tangible) or uncounted (intangible). These benefits are also there which can be felt directly and there are also only be felt after a certain period of time.

Much of the research on investment analysis of information technology (IT) has been carried out for the various fields in recent years, particularly by developing countries, for example in Fiji [1], in Mexico [2] and in China [3]. Analysis of IT investments in the banking industry has done in Nigeria [4], Ghana [5] and Kenya [6]. Analysis of IT investments in telecommunications companies in France have also been carried out [7]. In Turkey, has done an analysis of IT investments on national

and multinational companies [8], while in China a similar study on the industry supply chain [9].

In Indonesia, universities invest enormous resources in information technology (IT), with little evidence of the latter's effectiveness. Stakeholders struggle with gauging how effective or ineffective making these investments truly is, given the lack of instruments of measurement by which to establish, for instance, an internal rate of return or a period of recovery on investments. There is also no evidence by which to link IT investment to improvements in a university's performance.

This paper investigates the impact of investment in information technology on the return on assets (ROA) - The return on assets measures the rate of return on the assets by the university - of selected universities in Indonesia for the period 2008 - 2014 using Information Economics. In this study, IT investment level, IT usage, IT at making decision process concepts and their effects on technology orientation, future orientation and university performance were investigated and a research model was developed. The study specifically assesses how the adoption of MIS by universities' management in Indonesia impacted on the service performance of their universities in term of returns on assets.

Furthermore, the paper basically is divided into five sections. Section one is the introduction as above; Section two is the literature review and theoretical framework. Section three is the research methodology adopted for the study, followed by section four which is discussion of results and findings, and section five is about conclusion and recommendations.

### INFORMATION ECONOMICS

Information Economics (IE) is a set of equipment (tools) to quantify the computational costs and benefits of an IT project [10]. This method was introduced by



Marilyn M. Parker and his team of IBM in 1985, which is used to quantify the cost and benefits of IT projects. IE method is a development of the Cost Benefit Analysis (CBA) traditional. IE was developed because of the needs of the company to find out how the economic impact of IT investments on the company.

IE is used to analyze the costs and benefits, which quantify the cost of IT project results, are expected to provide benefits to the company. The basis of IE is value which can be regarded as a size and cost incurred by the company, which is associated with the progress of the company's business. Meanwhile, according to Robson (1997, p237) IE explicitly evaluating investment alternatives and information systems by identifying and evaluating, scoring, and ranking, the positive factor (value) and negative factors (risk or uncertainty ) from a set of potential investment candidates.

Value is based on the profit from the competition, reflected in the performance of present and future dating [10], which will increase profits in excess of its competitors and the value will make the management is willing to do investment. Cost is a measurement of the amount of resources needed to obtain a product [10]. Cost specified in the measurement currency (e.g. rupiah or dollars). In IE, there are two types of costs, namely investment cost and ongoing cost. Maintenance costs are included in the ongoing costs.

IT Benefits are divided into two categories: tangible benefits and intangible benefits. Tangible benefits are benefits that directly affect the level of corporate profits, while the benefits are intangible benefits that seem to have a positive influence on the company but do not directly affect the company's profit [11, 12].

Activities within a company can be divided into two major parts, namely the business activities and technologies that support business activities [10]. The term "domain" itself is used to characterize the two different activities. IE uses the two domains as a model. From the standpoint of the business domain, the value created by the use of IT, such as an increase in revenue, cost reduction, and increased effectiveness. From the standpoint of technology domains, can be seen the value of the benefits derived by the business domain.

Cost Benefit Analysis is the most common technique used to quantify the costs and benefits of an IT project [13, 14]. To perform a cost benefit analysis, it must first determine the costs and benefits are worth to be taken into account, how costs and benefits weighted, and to achieve all this, what obstacles would be likely to arise. Cost is the amount of resources allocated/spent to finance the project. Meanwhile, the benefit is savings, cost reduction, profitability, increase effectiveness or productivity of the employees. The costs will be calculated by using the development costs and running costs worksheet. While the benefits will be calculated using Linking Value, Value Acceleration, and Value Restructuring, Valuation and Innovation techniques. After determining the expected benefits and costs of project implementation, the relationship of these benefits against

the costs needs to be defined [15]. There are several approaches used to develop the relationship between costs and benefits, including:

- **Simple Return on Investment (ROI)**

This technique is also called the accounting rate of return. Simple ROI is the ratio of the average net income of the project on the project's internal investment. This method is excellent for project data processing or information systems. Expected implementation costs, operational costs and benefits are determined for many years to come.

- **Present Value (PV)**

The present value is a future amount of money that has been discounted to reflect its current value, as if it existed today. The present value is always less than or equal to the future value because money has interest-earning potential, a characteristic referred to as the time value of money.

$$PV = \frac{(C)t}{(1+i)^t} \quad (1)$$

Where (C) t is the future amount of money that must be discounted, t is the number of compounding periods between the present date and the date where the sum is worth (C) t, and i is the interest rate for one compounding period.

- **Internal Rate of Return (IRR)**

The internal rate of return (IRR) is a rate of return used in capital budgeting to measure and compare the profitability of investments. IRR calculations are commonly used to evaluate the desirability of investments or projects. The higher a project's IRR, the more desirable it is to undertake the project. Assuming all projects require the same amount of up-front investment, the project with the highest IRR would be considered the best and undertaken first. Because the internal rate of return is a rate quantity, it is an indicator of the efficiency, quality, or yield of an investment. This is in contrast with the net present value, which is an indicator of the value or magnitude of an investment. An investment is considered acceptable if its internal rate of return is greater than an established minimum acceptable rate of return or cost of capital.

Analyze proposed project by looking at the IRR calculation is as follows: IRR greater than required rate of return, the project is acceptable. Moreover, if IRR < required rate of return, the project is rejected.

- **Net Present Value (NPV)**

NPV is the difference amount between the sums of discounted: cash inflows and cash outflows. It compares the present value of money today to the present value of money in the future, taking inflation and returns into account (Hayes *et al*, 2005). This method uses a discount



rate that is determined by the cost of capital to establish the present value of a project. NPV formula is as follows:

$$NPV = \sum_{t=0}^n \frac{(C)_t}{(1+i)^t} - \sum_{t=0}^n \frac{(C_0)_t}{(1+i)^t} = \sum_{t=0}^n \frac{R_t}{(1+i)^t} \quad (2)$$

where: t is the time of the cash flow, i is the discount rate and  $R_t$  is the net cash flow i.e. cash inflow - cash outflow, at time t.

Reviewing the proposed project NPV gives instructions (indicated as follows): NPV is positive means the project proposal is acceptable. NPV is 0 means neutral. NPV is negative means the project proposal is rejected

### RESEARCH METHODOLOGY

This research uses both descriptive and field survey research methods with a population of 5 private universities in Indonesia. The research uses primary and secondary data of selected universities. For the secondary data, it is a time series data therefore the data to be used for this study is pooled data that examines the impact of information technology project on the Return on assets. Research methodology that has been conducted by the researchers can be seen in the Figure-1.

Firstly, the benefits of information system must be identified. Identification of the obtained benefits with the implementation of information system divided into two parts, namely the tangible benefits and intangible benefits. Tangible benefits were collected from reduced operating costs directly on the economic worksheet impact. While intangible benefits will be calculated by the concept of value linking, value acceleration, value restructuring, and innovation valuation. A preliminary study based on the extent of the use of IT in universities. Semi-structured interviews were held with the executive management, middle management and operation management, focusing on the benefits achieved from the IT investments at operational level.

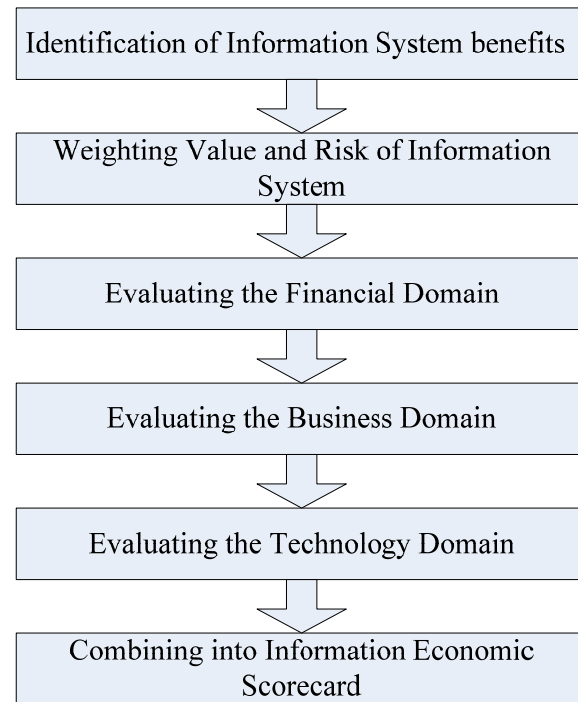


Figure-1. Research Method.

In the IE framework, the values and risks are needed to be weighted. To find the weighting for the value and risk, necessary tools like questionnaire are needed. Questionnaires carried out on people who are concerned and aware and involved in the SI Academic. This questionnaire is on a 5-point likert scale, with 1 indicating excellent benefits, and 5 indicating no benefits at all.

Next, the evaluation of the financial domain includes CBA analysis, linking value, value acceleration, and value restructuring. The evaluation of business domains includes strategic match analysis, competitive advantage, competitive response, management information systems, and organizational project risk. Evaluation of technology domain includes analysis of strategic architecture, definitional uncertainty, technical uncertainty, and IS Infrastructure Risk. Finally, the weight of the simple ROI calculation, combined with the assessments of the business domain and the technology domain, are then combined using the IE scorecard.

### DISCUSSION AND RESULTS

There is value and risk of information systems in the context of business domains and technology domains that enable to quantify financially because of the values and risks are generally intangible.

In the IE framework, the weighted value and risks are needed. Questionnaire is a required tool to determine the weighted value and risk. Questionnaires carried out on people who are concerned and aware and involved directly in the information system.

The factors in the business domain are divided into five categories, namely financial values, strategic



values, stakeholder values, risk strategy competition, and organizational risk and uncertainty. Whereas in the technology domain is divided into three categories, namely: strategic values, competitive strategy risk, and organizational risk and uncertainty. The weighted value is presented in Table-1.

In the system development and implementation, investment costs are a must. Investment costs include the

cost of hardware and software. The cost of the hardware is all expenses associated with the purchase of physical computer equipment. The example of initial investments in the hardware is computer server, memory, and storage. The cost of the software is all expenses associated with the purchase of software for the server. The example of initial investments in the software is operating system and database management system.

**Table-1.** Weighted value.

<b>Business Domain</b>		<b>Condition</b>	<b>Weighted Score</b>
Financial Value			
	Return on Investment	High	+ 4.6
Strategic Value			
	Strategic Match	High	+ 4.7
	Competitive Advantage	Medium	+ 4
	Competitive Response	Medium	+ 4
	Management Information for CSF	High	+ 4.7
Stakeholder Value			
	Service and Quality	Medium	+ 4.7
	Environmental Quality	High	+ 4.3
	Agility, Learning and Empowering	High	+ 3.7
	Cycle Time	Medium	+ 4
	Mass Customization	Medium	+ 3.7
Competitive Strategy Risk			
	Business Strategy Risk	Fair	- 3
Organizational Strategy Risk and Uncertainty			
	Business Organization Risk	Fair	- 3
<b>Technology Domain</b>			
<b>Strategic Value</b>			
	Strategic IT Architecture	Fair	+ 3.7
Competitive Strategy Risk			
	IT Strategy Risk	Low	- 2.3
Organizational Strategy Risk and Uncertainty			
	IT Definitional Uncertainty	Low	- 1.3
	IT Technical and Implementation Risk	Medium	- 4
	IT Service Delivery Risk	Fair	- 3.7
Total of Value			+ 46.1
Total of Risk and Uncertainty			- 17.3

In addition to the initial investment costs, running costs are also calculated for 5-year calculated from the year 2012 to the year 2017 in the development of this

system, running costs will be incurred include maintenance costs of software, labour costs, and the cost of electricity.



Value linking is used to evaluate financially the combined effects of improving performance of a function any consequential results from a separate function. Some

of the effects that result in improved performance as intangible benefits such as increasing employee productivity and reducing human error.

**Table-2.** The assessment of business domain and technology domain.

<b>Business Domain</b>		<b>Condition</b>	<b>Score</b>
Financial Value			
	Return on Investment	High	+ 1
Strategic Value			
	Strategic Match	Fair	+ 4.3
	Competitive Advantage	Fair	+ 3.7
	Competitive Response	High	+ 4.7
	Management Information for CSF	High	+ 5
Stakeholder Value			
	Service and Quality	High	+ 5
	Environmental Quality	Fair	+ 4
	Agility, Learning and Empowering	Fair	+ 4.3
	Cycle Time	High	+ 4
	Mass Customization	Fair	+ 4
Competitive Strategy Risk			
	Business Strategy Risk	High	- 4.7
Organizational Strategy Risk & Uncertainty			
	Business Organization Risk	Low	- 4.7
<b>Technology Domain</b>		<b>Condition</b>	<b>Score</b>
Strategic Value			
	Strategic IT Architecture	High	+ 4.7
Competitive Strategy Risk			
	IT Strategy Risk	Low	- 2
Organizational Strategy Risk & Uncertainty			
	IT Definitional Uncertainty	Medium	- 3
	IT Technical and Implementation Risk	Medium	- 3.6
	IT Service Delivery Risk	Fair	- 4
Total of Value			+ 44.7
Total of Risk and Uncertainty			- 22

Assessment on the business domain consists of 5 categories, namely: financial values, strategic values, stakeholder values, strategic competitive risk, and organization of risk and uncertainty. While, assessment of the technology domains include: strategic values, competitive strategy risk, and organization of risk and uncertainty. Table-2 summarizes the assessment of business domain and technology domain.

After weighting and scoring, IE Scorecard was created. It can be seen in Figure-2.



Evaluator	Business Domain										Technology Domain				Weighted Score		
	FV	SV	SHV	CSR	ORU	SV	CSR	ORU	SV	CSR	ORU	SV	CSR	ORU			
Factor	4.6	4.7	4.0	4.7	4.7	4.7	4.3	3.7	4.0	3.7	-3.0	-3.0	3.7	-2.3	-1.3	-4.0	-3.7
Business Domain	1.0	4.3	3.7	4.7	5.0	5.0	4.0	4.3	4.0	4.0	-4.7	-4.7	4.7	-2.0	-3.0	-3.6	-4.0
Technology Domain	4.6	20.2	14.8	18.8	23.5	23.5	17.2	15.9	16.0	14.8	-14.1	-14.1	17.4	-4.6	-3.9	-14.4	-14.8
Weighted Value																	120.8

Notes:  
 ROI: Return on Investments  
**Business Domain Assessment**  
 FV: Financial Values  
 SV: Strategic Values  
 SM: Strategic Match  
 CA: Competitive Advantage  
 CR: Competitive Response  
 MI: Management Information for CSF  
**SHV: Stakeholder Value**  
 SQ: Service and Quality  
 ALE: Agility, Learning and Empowering  
 CT: Cycle Time  
 EV: Environmental Quality  
 MC: Mass Customization

CSR: Competitive Strategy Risk  
 BSR: Business Strategy Risk  
 ORU: Organizational Strategy Risk & Uncertainty  
 BOR: Business Organization Risk  
**Technology Domain Assessment**  
 SA: Strategic IT Architecture  
 TSR: IT Strategy Risk  
 DU: IT Definitional Uncertainty  
 TIR: IT Technical and Implementation  
 SDR: IT Service Delivery Risk

Figure-2. IE Scorecard.

After doing the calculations of weighted score and get the value of 120.8, then this value will be incorporated into the likert scale to determine and assess how much influence investment and information technology systems to universities. This value is inserted into a likert scale with maximum and minimum values obtained from Table-2. Based on these values, the score of predicate Table is designed to categorize feasibility scores of a project. Predicate Table can be seen in Table-3 with a value of 120.8, the project is considered good and worthy to be applied and developed to support the activities of the business processes at the university.

Table-3. Predicate Table of IT Project.

Score	Predicate
164 - 210	Very Good
109 - 163	Good
54 - 108	Fair
(-1) - 53	Low
(-65) - (-2)	Very Low

After performing the analysis, an application was developed in order to facilitate the calculation of ROI, NPV, and IE Score. The program was created by using Microsoft SQL Server 2005 for the database and the Microsoft Visual Basic Net 2010 as programming language. The main form of the application can be seen in the Figure-3.

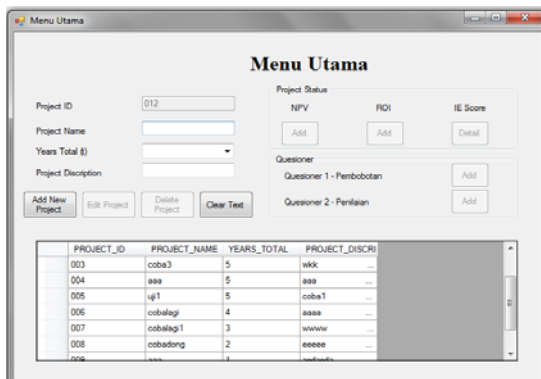


Figure 3. The Main Form.

The weighting form is used to calculate the weighted values and risks. The interface of this form can be seen in the Figure-4.

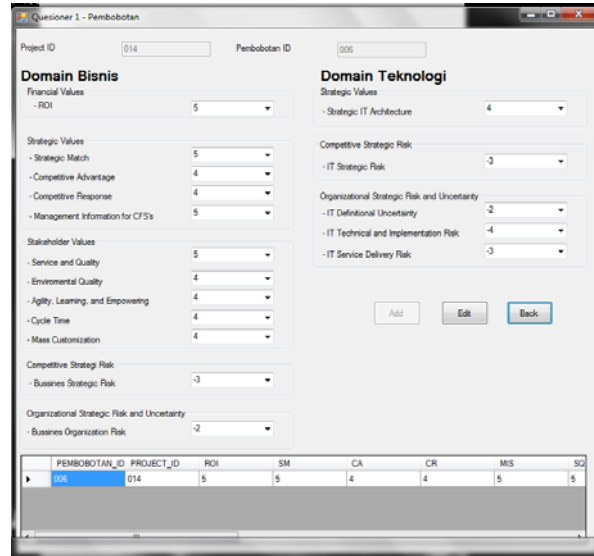


Figure-4. The Weighting Form

The IE scorecard form is used to calculate the IE Score and saved into the database. This form can be seen in the Figure-5.

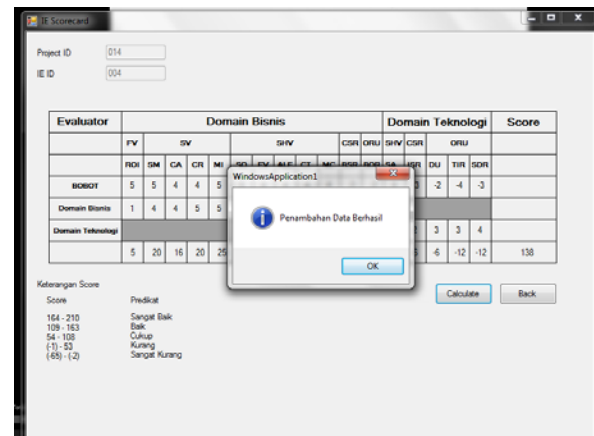


Figure-5. The IE Scorecard Form.

CONCLUSIONS

Overall, the obtained results from the questionnaires in IE Scorecard resulting in a total project value of 120.8. Using the predicate Table, the value of 120.8 means the project gets a good rating. This shows that the project of university information Systems is feasible to develop.

The study recommends that universities should increase investments in software, hardware and infrastructure which will enhance their Management Information System and profitability. These results should





be important to university managers and practitioners beside IT researchers; because IT investments have a vital role today's organizations. The investments' costs are important for organizations. Hence, IT's role in the organizations and maximize the benefits of IT are very important for performance and success of the organizations in the future. This study can be done in universities at developed country such as Australian and the results can be compared.

Information Economics has shown that an investment in information technology is not adequately evaluated mathematically only. There are values which can not be quantified, which is a unique value in the business domain and technology domain that needs to be considered. The results of this research will be more accurate if there is more in-depth analysis including intangible benefits.

## REFERENCES

- [1] Prasad A. 2008. Information technology and business value in developing economies: a study of intangible benefits of information technology investments in Fiji. *The Electronic Journal of Information Systems in Developing Countries*. 34(2): 1-11.
- [2] Martinez R.S. 2007. Analysis and measurement of the impact of information technology investments on performance in Mexican companies: development of a model to manage the processes, projects and information technology infrastructure and its impact on profitability. *International Business and Economics Research Journal*. Oct 2007. 6(10): 75-88.
- [3] Chang Y.B., Gurbaxani V. 2012. The impact of IT-related spillovers on long-run productivity: an empirical analysis. *Information Systems Research*, September 2012. 23:868-886.
- [4] Dandago K.I., and Farouk B.K.U. 2012. Impact of investment in information technology on the return on assets of selected banks in Nigeria. *International Journal of Arts and Commerce*. Oct 2012. 1(5): 235-244.
- [5] Leckson-Leckey G.T.Y., Osei K.A., and Harvey S.K. 2011. Investments in information technology (IT) and bank business performance in Ghana. *International Journal of Economics and Finance*. May 2011. 3(2): 133-142.
- [6] Khakasa E. 2011. Firm size and information technology investment appraisal: evidence from commercial banks in Kenya. *Proceedings of the IABPAD*. Dallas-Texas. 7-10 April 2011.
- [7] Lestage R., Flacher D., Kim Y.B, Kim J.H, and Kim Y.H. 2013. Competition and investment in telecommunications: Does competition have the same impact on investment by private and state-owned firms?. *Information Economics and Policy*. 25(1): 41-50.
- [8] Zehir C., Muceldili B., Akyuz B., Celep A. 2010. The impact of information technology investments on firm performance in natioan and multinational companies. *Journal of Global Strategic Management*. June 2010. 07: 143-154.
- [9] Cheng J.H., Lee C.Y. 2008. The effect of information technology investments on the market value of supply chain firms: An improved event study approach. *Asia Pacific Management Review*. 13(1): 435-444.
- [10] Parker M., Benson R, and Trainor H. 1988. *Information Economics: linking business performance to information technology*. Prentice Hall, New Jersey.
- [11] Remenyi D., Money A, Bannister F. 2007. *The effective measurement and management of ICT costs and benefits*. 3rd Edition. CIMA Publishing.
- [12] Griffiths P. and Remenyi P. 2003. Information Technology in financial services: A model for value creation. *Electronic Journal of Information Systems Appraisal*. 6(2): 107-116.
- [13] Lin C., Pervan G, and McDermin D. 2005. IS/IT investment evaluation and benefits realization issues in Australia. *Journal of Research and Practice in Information Technology*, 37(3), 235-251.
- [14] Dekleva S. 2005. Justifying investments in IT. *Journal of Information Technology Management*. 16(3): 1-8.
- [15] Laudon K. and Laudon J. 2013. *Management information systems: managing the digital firm*. 13th Edition. Prentice-Hall
- [16] Hayes R., Pisano G, Upton D, and Wheelwright S. 2005. *Operations, strategy, and technology: pursuing the competitive edge* Wiley.



# ARNP Journal of Engineering and Applied Sciences

## COUNTRY

Pakistan



Universities and research institutions in Pakistan

## SUBJECT AREA AND CATEGORY

Engineering  
Engineering (miscellaneous)

## PUBLISHER

## H-INDEX

3  
2



photomath

## PUBLICATION TYPE

Journals

## ISSN

18196608

## COVERAGE

2009,  
2011-  
2020

Ad closed by Google

## SCOPE



Information not localized

Join the conversation about this journal

Thanks for your feedback.

Ad choices

Quartiles

FIND SIMILAR JOURNALS

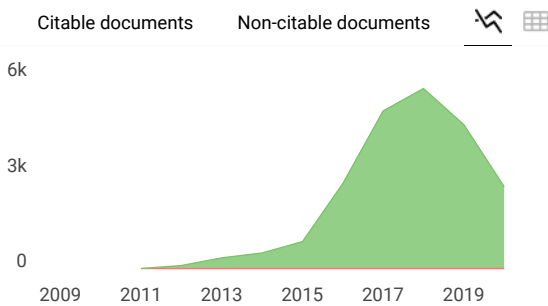
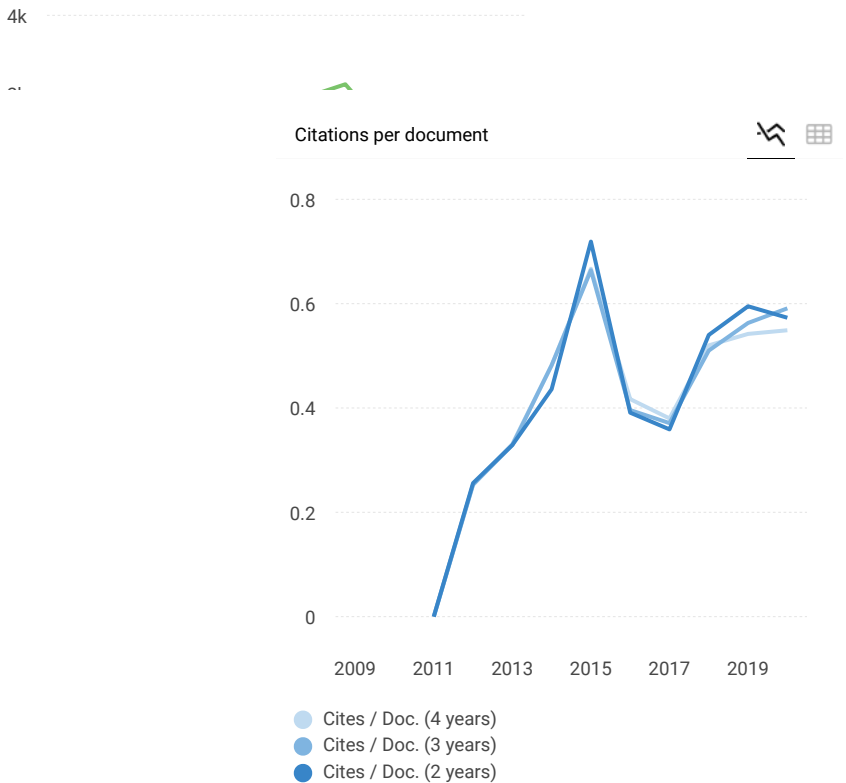
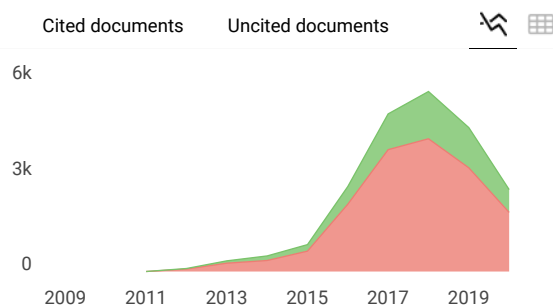
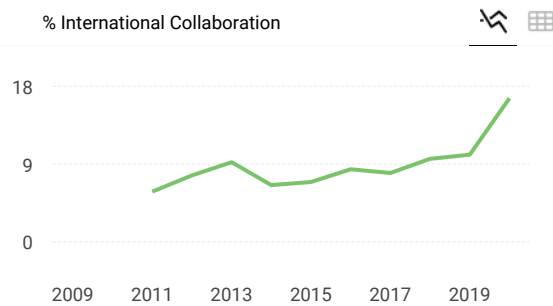
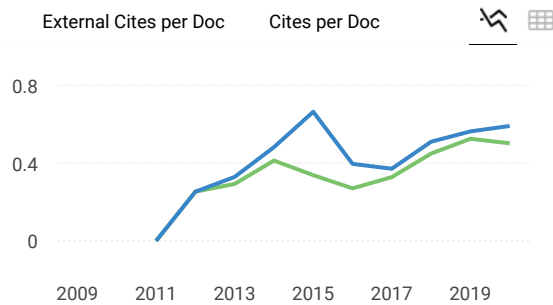
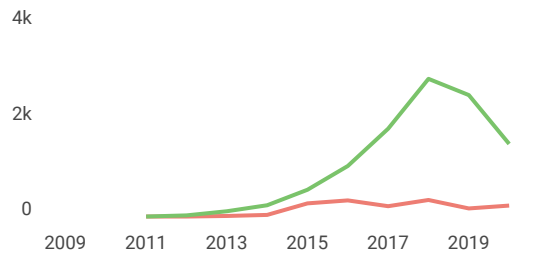
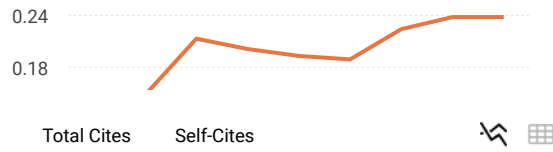
<p>1 <b>International Journal of Engineering and ARE</b></p> <p><b>31%</b> similarity</p>	<p>2 <b>Journal of Engineering Science and Technology MYS</b></p> <p><b>30%</b> similarity</p>	<p>3 <b>International Journal of Engineering Research and IND</b></p> <p><b>30%</b> similarity</p>	<p>4 <b>Journal of Telecommunica MYS</b></p> <p><b>29%</b> similarity</p>
---	--	--	---

SJR



Total Documents





**ARNP Journal of Engineering and Applied Sciences**

Q3 Engineering (miscellaneous) best quartile

SJR 2020 0.24

powered by scimagojr.com

← Show this widget in your own website

Just copy the code below and paste within your html code:

```
<a href="https://www.scimaq
```



Explore, visually communicate and make sense of data with our **new free tool**.

Get it



Ads by Google

Stop seeing this ad

Why this ad? ⓘ

Metrics based on Scopus® data as of April 2021

| **Ibrahim Alharthy** 2 months ago

Dear Team,

I hope you are doing well!

Please, if you don't mind to provide me the editor's contacts of ARPN journals. I have sent my manuscript to publish it in the ARPN journal, but no feedback from them till now!

I appreciate any help you can provide.

Ibrahim

reply

A **ahmed abed** 2 months ago

dear brother

the journal is a predatory journal

however, you can contact them at

arpn@arpnjournals.com

they will answer you when you send the money to them

**Melanie Ortiz** 2 months ago

Dear Ibrahim,

Thank you for contacting us.

Unfortunately, we cannot help you with your request.

Best Regards, SCImago Team

SCImago Team

H **HudaElIslam Abdali salem Mohamed** 4 months ago

I am phd student i need to publish paper from my thesis under this title EVALUATION of a REFRIGERATION SYSTEM BASED on NANO- REFRIGERANTS and NANO-LUBRICANT .Please i need answer fast to complete my phd program . Thanks

reply

there is nothing about fee in that link.



**Elena Corera** 3 years ago

SCImago Team

Dear Sam, I am sorry, SCImago is only a platform in which scientometric indicators of the journals indexed in Scopus / Elsevier are shown. We do not have any information other than what any user can locate in Google. Best Regards, SCImago Team



**Elena Corera** 3 years ago

SCImago Team

Dear user, in the link below you will find the information corresponding to the author's instructions of this journal. Best regards, SCImago Team  
[http://www.arpnjournals.com/author\\_guidelines.htm](http://www.arpnjournals.com/author_guidelines.htm)

**Leave a comment**

Name

Email

(will not be published)


I'm not a robot reCAPTCHA  
Privacy - Terms

Submit

The users of Scimago Journal & Country Rank have the possibility to dialogue through comments linked to a specific journal. The purpose is to have a forum in which general doubts about the processes of publication in the journal, experiences and other issues derived from the publication of papers are resolved. For topics on particular articles, maintain the dialogue through the usual channels with your editor.

Developed by:

Powered by:



Follow us on @ScimagoJR

Scimago Lab, Copyright 2007-2020. Data Source: Scopus®

