

ICSIT²⁰¹⁷



5th ICSIT (2017), the International Conference on
Soft Computing, Intelligent System and Information Technology

BUILDING INTELLIGENCE THROUGH IOT AND BIG DATA

Organized by



INFORMATICS DEPARTMENT
Petra Christian University



CONTINUING
EDUCATION
CENTRE

Supported by



PT. Catalyst Solusi Integrasi
IT Security Integrator



edugate



In Collaboration with



INDUSTRIAL ENGINEERING
Petra Christian University

Proceedings

**2017 International Conference
on Soft Computing, Intelligent System
and Information Technology
ICSIT 2017**

**Denpasar, Bali, Indonesia
26-29 September 2017**

**Edited by
Henry Novianus Palit and Leo Willyanto Santoso**



Copyright © 2017 by The Institute of Electrical and Electronics Engineers, Inc.
All rights reserved.

Copyright and Reprint Permissions: Abstracting is permitted with credit to the source. Libraries may photocopy beyond the limits of US copyright law, for private use of patrons, those articles in this volume that carry a code at the bottom of the first page, provided that the per-copy fee indicated in the code is paid through the Copyright Clearance Center, 222 Rosewood Drive, Danvers, MA 01923.

Other copying, reprint, or republication requests should be addressed to: IEEE Copyrights Manager, IEEE Service Center, 445 Hoes Lane, P.O. Box 133, Piscataway, NJ 08855-1331.

The papers in this book comprise the proceedings of the meeting mentioned on the cover and title page. They reflect the authors' opinions and, in the interests of timely dissemination, are published as presented and without change. Their inclusion in this publication does not necessarily constitute endorsement by the editors, the IEEE Computer Society, or the Institute of Electrical and Electronics Engineers, Inc.

IEEE Computer Society Order Number E6163
ISBN-13: 978-1-4673-9899-2
BMS Part # CFP17M16-ART

Additional copies may be ordered from:

IEEE Computer Society
Customer Service Center
10662 Los Vaqueros Circle
P.O. Box 3014
Los Alamitos, CA 90720-1314
Tel: + 1 800 272 6657
Fax: + 1 714 821 4641
<http://computer.org/cspress>
csbooks@computer.org

IEEE Service Center
445 Hoes Lane
P.O. Box 1331
Piscataway, NJ 08855-1331
Tel: + 1 732 981 0060
Fax: + 1 732 981 9667
[http://shop.ieee.org/store/
customer-service@ieee.org](http://shop.ieee.org/store/customer-service@ieee.org)

IEEE Computer Society
Asia/Pacific Office
Watanabe Bldg., 1-4-2
Minami-Aoyama
Minato-ku, Tokyo 107-0062
JAPAN
Tel: + 81 3 3408 3118
Fax: + 81 3 3408 3553
tokyo.ofc@computer.org

Individual paper REPRINTS may be ordered at: <reprints@computer.org>

Editorial production by Juan E. Guerrero
Cover art production by Annie Jiu



IEEE Computer Society
Conference Publishing Services (CPS)

<http://www.computer.org/cps>

2017 International Conference on Soft Computing, Intelligent System and Information Technology

ICSIIT 2017

Table of Contents

Preface.....	.xi
Conference Organization.....	.xii
Program Committee.....	.xiii
Reviewers.....	.xv

Classification and Correlation Techniques

Gesture Recognition for Indonesian Sign Language Systems (ISLS) Using Multimodal Sensor Leap Motion and Myo Armband Controllers Based on Naïve Bayes Classifier	1
<i>Khamid, Adhi Dharma Wibawa, and Surya Sumpeno</i>	
Waah: Infants Cry Classification of Physiological State Based on Audio Features	7
<i>Ramon L. Rodriguez and Susan S. Caluya</i>	
Fuzzy Clustering and Bidirectional Long Short-Term Memory for Sleep Stages Classification	11
<i>Intan Nurma Yulita, Mohamad Ivan Fanany, and Aniati Murni Arymurthy</i>	
MFCC Feature Classification from Culex and Aedes Aegypti Mosquitoes Noise Using Support Vector Machine	17
<i>Achmad Lukman, Agus Harjoko, and Chuan-Kay Yang</i>	
Automatic Chord Arrangement with Key Detection for Monophonic Music	21
<i>Bor-Shen Lin and Ting-Chun Yeh</i>	
Credit Scoring Refinement Using Optimized Logistic Regression	26
<i>Hendri Sutrisno and Siana Halim</i>	
Anomaly Detection System Based on Classifier Fusion in ICS Environment	32
<i>Jan Vávra and Martin Hromada</i>	

Efficient Object Recognition with Multi-directional Features in Urban Scenes	39
<i>Ryo Kawanami and Kousuke Matsushima</i>	

Feature Extraction and Image Recognition Methods

Timor Leste Tais Motif Recognition Using Wavelet and Backpropagation	45
<i>Vasio Sarmento Soares, Albertus Joko Santoso, and Djoko Budyanto Setyohadi</i>	
The Model and Implementation of Javanese Script Image Transliteration	51
<i>Anastasia Rita Widiarti, Agus Harjoko, Marsono, and Sri Hartati</i>	
Human Activity Recognition by Using Nearest Neighbor Algorithm from Digital Image	58
<i>Muhammad Ihsan Zul, Istianah Muslim, and Luqman Hakim</i>	
Night to Day Algorithm for Video Camera	62
<i>Stefan Jack Lionardi, Mariëlle Fransen, and Andreas Handojo</i>	
Arca Detection and Matching Using Scale Invariant Feature Transform (SIFT) Method of Stereo Camera	66
<i>Aviv Yuniar Rahman, Surya Sumpeno, and Mauridhi Hery Purnomo</i>	
The Application of Deep Convolutional Denoising Autoencoder for Optical Character Recognition Preprocessing	72
<i>Christopher Wiraatmaja, Kartika Gunadi, and Iwan Njoto Sandjaja</i>	
Acne Segmentation and Classification Using Region Growing and Self-Organizing Map	78
<i>Gregorius Satia Budhi, Rudy Adipranata, and Ari Gunawan</i>	

Algorithms for Intelligent Computation

Extended Concept of Generalized Fuzzy Rough Sets on Asymmetric Fuzzy Coverings	84
<i>Rolly Intan</i>	
The Proposal of the Software for the Soft Targets Assessment	90
<i>Lucia Duricova, Martin Hromada, and Jan Mrazek</i>	
Application of Artificial Intelligence (AI) in Search Engine Optimization (SEO)	96
<i>Yodhi Yuniarthe</i>	
Spatial Model Design of Landslide Vulnerability Early Detection with Exponential Smoothing Method Using Google API	102
<i>Kristoko Dwi Hartomo, Sri Yulianto, and Joko Ma'ruf</i>	
Measures of Dependency in Metric Decision Systems and Databases	107
<i>Anh Duy Tran, Somjit Arch-int, and Ngamnij Arch-int</i>	
Multiple Scattered Local Search for Course Scheduling Problem	114
<i>Ade Jamal</i>	

The Software Proposes for Management and Decision Making at Process Transportation	120
<i>Jan Mrazek, Lucia Duricova, and Martin Hromada</i>	

Distributed Systems and Computer Networks

A Self-Adaptive Architecture with Energy Management in Virtualized Environments	124
<i>I Made Murwantara, Behzad Bordbar, and João Bosco Ferreira Filho</i>	
Nanoservices as Generalization Services in Service-Oriented Architecture	131
<i>Sutrisno, Frans Panduwinata, and Pujianto Yugopuspito</i>	
Automated Concurrency Testing for Cloud-Based Polling Systems	138
<i>Hans Dulimarta</i>	
Low-Overhead Multihop Device-to-Device Communications in Software Defined Wireless Networks	144
<i>Riyanto Jayadi and Yuan-Cheng Lai</i>	
A Secure Anonymous Authentication Scheme for Roaming Service in Global Mobility Network	150
<i>Kuo-Yang Wu, Yo-Hsuan Chuang, Tzong-Chen Wu, and Nai-Wei Lo</i>	
Linux PAM to LDAP Authentication Migration	155
<i>Justinus Andjarwirawan, Henry Novianus Palit, and Julio Christian Salim</i>	
Exploratory Research on Developing Hadoop-Based Data Analytics Tools	160
<i>Henry Novianus Palit, Lily Puspa Dewi, Andreas Handojo, Kenny Basuki, and Mikiavonty Endrawati Mirabel</i>	

Mobile and Pervasive IoT Applications

Human Heart Rate Detection Application	167
<i>Semuil Tjiharjadi and AUFAR Fajar</i>	
Near Field Communication Technology in Delivering Information in Museums	173
<i>Djoni Haryadi Setiabudi, Ryan Christian Wiguno, and Henry Novianus Palit</i>	
Android Application for Monitoring Soil Moisture Using Raspberry Pi	178
<i>Lily Puspa Dewi, Justinus Andjarwirawan, and Robin Putra Wardojo</i>	
Development of Mobile Indoor Positioning System Application Using Android and Bluetooth Low Energy with Trilateration Method	185
<i>Agustinus Noertjahyana, Ignatius Alex Wijayanto, and Justinus Andjarwirawan</i>	

Assessments of Integrated IS/IT

The Proposal of United Crisis Management Information Systems of the Czech Republic	190
<i>Katerina Vichova, Martin Hromada, and Ludek Lukas</i>	
The Analysis of Academic Information System Success: A Case Study at Instituto Profissional De Canossa (IPDC) Dili Timor-Leste	196
<i>Apolinario Dos Santos, Albertus Joko Santoso, and Djoko Budiyanto Setyohadi</i>	
Identification of Factors Influencing the Success of Hospital Information System (SIRS) by Hot-Fit Model 2006: A Case Study of RSUD Dr Samratulangi Tondano, Minahasa Regency, North Sulawesi	202
<i>Frendy Rocky Rumambi, Albertus Joko Santoso, and Djoko Budiyanto Setyohadi</i>	
The Alignment of IT and Business Strategy at ROC Leeuwenborgh	208
<i>Frederick Wonges, Jack Zijlmans, and Leo Willyanto Santoso</i>	
Development of Capability Assessment Model of IT Operation Management Process with Organizational Behavior	214
<i>Luh Made Wisnu Satyaninggrat and Kridanto Surendro</i>	
Exploring Critical Success Factors of Mobile Learning as Perceived by Students of the College of Computer Studies – National University	220
<i>Bernie S. Fabito</i>	
Identifying Characteristics and Configurations in Open Source ERP in Accounting Using ASAP: A Case Study on SME	227
<i>Agung Terminanto and Achmad Nizar Hidayanto</i>	

Simulation and Virtual Reality Applications

The Real Time Training System with Kinect: Trainer Approach	233
<i>Ivana Valentine Masala and Apriandy Angdresey</i>	
3D LIDAR City Model Application and Marketing Plan Development	238
<i>Kevin Sanjaya, Frank Henning, and Kristo Radion Purba</i>	
Periodic Review Inventory Model Simulations for Imperfect Quality Items and Stochastic Demand	243
<i>Gede A. Widyadana, Audrey T. Widjaja, and Irena Liong</i>	
Simulation on Crowd Mobility of Moving Objects Using Multi-agent and ClearPath	250
<i>Baihaqi Siregar, Agnes Irene Silitonga, Erna Budhiarti Nababan, Ulfi Andayani, and Fahmi Fahmi</i>	
Truck Management Integrated Information System in a Shipping Line Company	257
<i>Arnold Samuel Chan and I Nyoman Sutapa</i>	

Simulation of Atmosphere in Trowulan during the Golden Era of Majapahit Using Virtual Reality	263
<i>Daniel Kusuma, Rudi Adipranata, and Erandaru</i>	
Development of Interactive Learning Media for Simulating Human Digestive System	270
<i>Kristo Radion Purba, Liliana, and Daniel Runtulalu</i>	
Development of Interactive Learning Media for Simulating Human Blood Circulatory System	275
<i>Kristo Radion Purba, Liliana, and Yohanes Nicolas Paulo Kwarrie</i>	

Smart Assistive Technologies

Fall Detection Application Using Kinect	279
<i>Kartika Gunadi, Liliana, and Jonathan Tjitrokusmo</i>	
Driver Drowsiness Detection Using Visual Information on Android Device	283
<i>Aldila Riztiane, David Habsara Hareva, Dina Stefani, and Samuel Lukas</i>	
Epileptic Alert System on Smartphone	288
<i>Aziis Yudha Adwitiya, David Habsara Hareva, and Irene Astuti Lazarusli</i>	
Elderly Healthcare Assistance Application Using Mobile Phone	292
<i>Andreas Handojo, Tioe Julio Adrian Sutiono, and Anita Nathania Purbowo</i>	
Socially-Enhanced Variants of Mobile Bingo Game: Towards Personalized Cognitive and Social Engagement among Seniors	297
<i>Chien-Sing Lee, Shanice Wei-Ling Chan, and Sheng-Yee Guy</i>	

Smart Mobile Applications

M-Guide: Hybrid Recommender System Tourism in East-Timor	303
<i>Jaime da Costa Lobo Soares, Suyoto, and Albertus Joko Santoso</i>	
M-Guide: Recommending Systems of Food Centre in Buleleng Regency	310
<i>Komang Ananta Wijaya, Suyoto, and Albertus Joko Santoso</i>	
Empowering Public Secondary Schools on Disaster Response and Recovery: A Framework for the Development of Helpline Mobile Application	315
<i>Odetta Saavedra, Matthew C. Abrera, Mickaela Carla L. Waniwan, Curly Kale C. Dava, and Bernie S. Fabito</i>	
A Framework Mobile Game Application that Teaches Parts of Speech in Grade 3 in Filipino	321
<i>John Erasmus Correa, Jastine Gamboa, Mark Edison Lavapie, Edzel Uy, and Ramon L. Rodriguez</i>	
iSagip: A Crowdsourc Disaster Relief and Monitoring Application Framework	327
<i>Auxesis Jacobi M. Schwab, John Eduard C. Omaña, Kent V. Roazol, Ted Anthony Y. Abe, and Bernie S. Fabito</i>	

Case Studies of Knowledge Discovery and Management

Executive Dashboard as a Tool for Knowledge Discovery	331
<i>Nyoman Karna</i>	
Data Mining Applications for Sales Information System Using Market Basket Analysis on Stationery Company	337
<i>Alexander Setiawan, Gregorius Satia Budhi, Djoni Haryadi Setiabudi, and Ricky Djunaidy</i>	
A Knowledge Management-Extended Gamified Customer Relationship Management System	341
<i>Chien-Sing Lee, Jun-Jie Foo, Vinudha a/p Jeya Sangar, Pei-Yee Chan, Weng-Keen Hor, and Eng-Keong Chan</i>	
Web Based Customer Relationship Management Application for Helping Sales Analysis on Bike Manufacturer	347
<i>Anita Nathania Purbowo, Yulia, and Agustinus Ivan Suryadi</i>	
Replenishment Strategy Based on Historical Data and Forecast of Safety Stock	353
<i>Allysia Ongkicyntia and Jani Rahardjo</i>	
On Estimation and Prediction of Simple Model and Spatial Hierarchical Model for Temperature Extremes	359
<i>Indriati Njoto Bisono</i>	
Author Index	363

Preface

ICSIIT 2017

This proceedings volume contains papers presented at the fifth International Conference on Soft Computing, Intelligent System and Information Technology (the 5th ICSIIT) held in Bali, Indonesia, 26-29 September 2017. Main theme of this international conference is “Building Intelligence through IoT and Big Data”, and it was organized and hosted by Informatics Engineering Department, Petra Christian University, Surabaya, Indonesia.

The Program Committee received 106 submissions for the conference from across Indonesia and around the world. After peer-review process by at least two reviewers per paper, 64 papers were accepted and included in the proceedings. The papers were divided into ten groups: Classification and Correlation Techniques, Feature Extraction and Image Recognition Methods, Algorithms for Intelligent Computation, Distributed Systems and Computer Networks, Mobile and Pervasive IoT Applications, Assessments of Integrated IS/IT, Simulation and Virtual Reality Applications, Smart Assistive Technologies, Smart Mobile Applications, Case Studies of Knowledge Discovery and Management.

We would like to thank all Program Committee members for their effort in providing high-quality reviews in a timely manner. We thank all the authors of submitted papers and the authors of selected papers for their collaboration in preparation of the final copy.

Compared to the previous ICSIIT conferences, the number of participants of the 5th ICSIIT 2017 is not only increasing, but also the research papers presented at the conference are improved both in quantity and quality. On behalf of the organizing committee, once again, we would like to thank all participants of this conference, who contributed enormously to the success of the conference.

We hope all of you enjoy reading this volume and that you will find it inspiring and stimulating for your research and future work.

Leo W. Santoso, *Petra Christian University, Indonesia*
ICSIIT 2017 General Chair

Henry N. Palit, *Petra Christian University, Indonesia*
ICSIIT 2017 Program Chair

Web Based Customer Relationship Management Application for Helping Sales Analysis on Bike Manufacturer

Anita Nathania Purbowo, Yulia, Agustinus Ivan Suryadi

Department of Informatics
Petra Christian University
Surabaya, Indonesia

anitaforpetra@gmail.com, yulia@petra.ac.id, agustinusivanoption@yahoo.co.id

Abstract--Using the manual method makes the salespersons' productivity inefficient and late in delivering their report, besides that they cannot manage their loyal customers. This problem is in contradiction with Customer Relationship Management (CRM) concept. With that analysis, a company needs to have CRM to manage its customer relationship and get the right information of its customers so it can manage its loyal customers and help its customers to get the best sales. This application helps the company to monitor its customers in real time and help its customers to analyze the best-selling product on its shop. This application used Pareto's Law, made with Laravel Framework, and incorporated Google Maps and Google API Calendar. The results show that this application can run smoothly and have good user interface. This application can help customers in shopping and help the company manage its customers.

Keywords—Customer relationship management; CRM; sales force automation; Pareto's law; ABC classification.

I. INTRODUCTION

Customer Relationship Management (CRM) is employed to develop and maintain relationship between producer and customer. In the business, customer satisfaction should be the focus of the company to increase sales. This paper's subject is a company that has opened for business for more than 20 years as a bike manufacturer and produced more than 100 kinds of goods for domestic and international markets. This company has 100 sales agents who are connected to the customers. The sales agents have visit schedules to their customers and help their customers by giving suggestion on goods type to sell on their shops. The suggestion is an added value for this company to expand their customers.

Unfortunately, this company still uses manual method to keep their customer data. This method obstructs the sales agents' productivity because they cannot find the data easily and sometimes they lose the data. This problem makes it difficult for the sales agents to build close relationship with their customers. Besides that, this company gets difficult to expand their market and give suggestion to the customers. Based on our analysis, this company needs a web-based

CRM application for maintaining customers, monitoring sales agents, and making sales analysis to give the best suggestion to every customer.

Therefore, to ensure that the customer relationship can be developed and sustained, at least two things need to be taken into consideration [1]:

1. Accomplishing the company's marketing objectives by focusing on achieving a competitive position on the reference market.
2. Attracting and keeping profitable customers for the organization.

II. THEORY FOUNDATION

A. Customer Relationship Management (CRM)

Every company should develop their customer relationship, that's because Customer is a part of the company just as the company needs employee to growing the company. Customer is not an external element of the interaction [2]. It should be internal and important part of the company. This can be done if the company has unique, strong corporate identity based on corporate culture and company's values [3].

The concept of CRM (Customer Relationship Management) and knowledge management have gained wide attention in both business and academia [4]. CRM can be defined as a strategic approach to managing customer relationships in order to create customer and shareholder value through the appropriate use of IT, data and customer knowledge [5]. Customer knowledge is a critical asset, and gathering, managing, and sharing customer knowledge is a valuable competitive activity for organizations [6]. These indicated that relationship is the important part of the company.

Components of CRM [7]:

1. Customer
2. Relationship
3. Management

Reasons for adopting CRM [7]:

1. Competition to get customer is very intense. Economic point of view said, retaining customer is

easier than looking for a new one. Under the Pareto principle, it is assumed that 20% of customer gain for 80% will company profit.

2. In selling, industry needs on average 8-10 times meeting to get a new customer, and 2-3 times meeting to retain existing customers.
3. It is proved 5-10 times more expensive to get new customers than to retain existing customers.
4. Increase 5% in retaining existing customers will changes to 25% or more to increase profitability.

The purpose of CRM is to develop close relationship between company and customer. CRM help company to increase customer satisfaction and get more benefits for the company.

B. CRM Phase

CRM consists of this following phases [7] :

1. Get new Customer (Acquire)
CRM should be able to promote the company's product for a good first impression of the customer. CRM must provide convenience to customer to make an order they need, for example quickly response for their order. The goals of this phase is company can offer a good product with satisfactory service.
2. Increase the customer value (Enhance)
Company must build customer relationship with listen their complaints and improve company services. Customer relationship can be improved with cross selling and up selling strategy.
3. Maintain existing customer (Retain)
Company can maintain existing customer with provide time to listen what customer needs, including customer dissatisfaction with company's product or service and company can provide support for the customer with services and helping application.

C. Electronic Customer Relationship Management (e-CRM)

Internet and web services as an information hub facilitate information and data transferring and sharing [8]. Currently, the Internet makes a huge effect to the society and creates a new revolution in the 21st century where everything and everyone are getting online [9].

With the current condition where everything already combine with the technology, CRM has been directed to e-CRM. E-CRM is a collection of concepts, tools, and processes that enable an organization to most out of their e-business investment. It helps companies to improve the effectiveness of their interaction with customers while at the same time making the interaction intimate through individualization [10]. E-CRM is applied electronically using web browsers, internet and other electronic media (such as email, call center, and others).

This CRM application facilitates the coordination of several business functions and also coordinates various communication channels with customers.

D. Sales Force Automation (SFA)

SFA contains several aspects of the sales function, consisting of sales activities, opportunities and flow of management and prediction capabilities. SFAs are often combined with marketing tools to help facilitate sales opportunities. The SFA function can also help predict sales flows.

SFA can also be based on employees and territories. They can compare time by time so sales manager can see and analyze their productivity and sales.

The advantage of using SFA [11]:

1. Personalized Software: Company can use SFA tailored with existing business system.
2. Complete Sales Solutions for Executives and Employees: SFA can assist executives to define and set individual sales goals, stock sales, advertising information, analyze results and reports, and forecast for the future.
3. Sales agent can get convenience to get seated, monitor their customers, and set reminders for schedule and appointments.
4. Swift Launch and Incorporation: Most SFA software can be easily combined with sales program and can be configured for specific need.
5. Provide Control: With using SFA, managers can find out how their sales team is doing at any given time and also take care of any problems that may arise.
6. Data Protection: All SFA System have included security equipment that helps to keep all data, statistic and solutions. Advance technology in security enables complete protections of client and corporate data. Along with this, SFA systems has data encryption and user authentication facilities that help to back up stored data and also prevent unauthorized use of the sales solution.

E. Leads and Opportunity Sales

Lead Sales is the contact information of a person or business that is allowed to buy the company goods. Leads can be referred to "unqualified" sales opportunities. The sales process should be seen as a step to complete closing terms and agreements. Every business has different qualifications to indicate a person's buying desire.

Opportunity Sales is a "qualified" lead sales. It creates an opportunity is an object to increase the result of sale and have certain criteria that indicate a high values for the business. Every business has different criteria to determine how qualified lead and each business will consider qualified prospect at different stages.

F. ABC Classification Method (Pareto Law)

The ABC Classification Method is based on the discovery of Vilfredo Pareto who discovered a law which known as Pareto Law. The ABC classification method helps to know which items of product have the greatest contribution to sales figures. This method states that from the number of product that have been sold in a certain period, 20% are items that contribute about 80% to sales figures or "A" categorized. This composition (20% - 80%) is also known as Pareto Law, meanwhile 40% of the next item is items that contribute about 15% to sales figures or "B"

categorized, and the remaining 40% of the items, are items that contribute about 5% to sales figures or “C” categorized.

III. ANALYSIS AND DESIGN SYSTEM

In this chapter describes the design of systems that are using for developing the Customer Relationship Management Application in this research. Basically there are three main features in this Application:

1. Acquire
To acquire new customer, company need to promote their product with news and event. This application helps company to blast the news and promotion to sales agents in real time, and provide lead and opportunity feature for sales agents to help them to get new customer.
2. Enhance
Customer relationship can be improved by providing suggestion on what type of goods appropriate to the customer, providing easy purchase system which can track their order, and providing the newest news or promotion from company.
3. Retain
Customers need to communicate their problem with the company and get the fastest solution. This application has features to collect problems from customers with open cases feature, and some features for sales agents to maintain their existing customer. Sales agents need to maintain schedule visit and do sales analysis to help them give suggestion for their customer.

Company need to analyze their customer to get prospecting customer. For supporting the analysis, there are several stages for determining sales lead and sales opportunity on this company. The stages are shown in Fig 1.

Users for this Application are Customers, Sales Representative, Administrator and Sales Manager. Context Diagram for this application is in Fig 2.

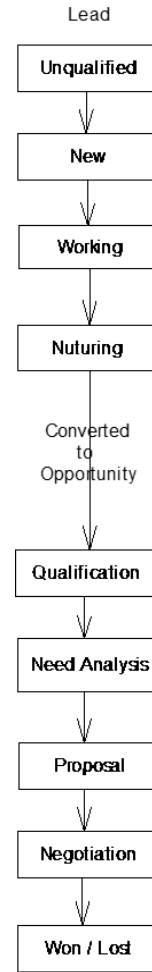


Figure 1. Leads and Opportunity Sales Stages

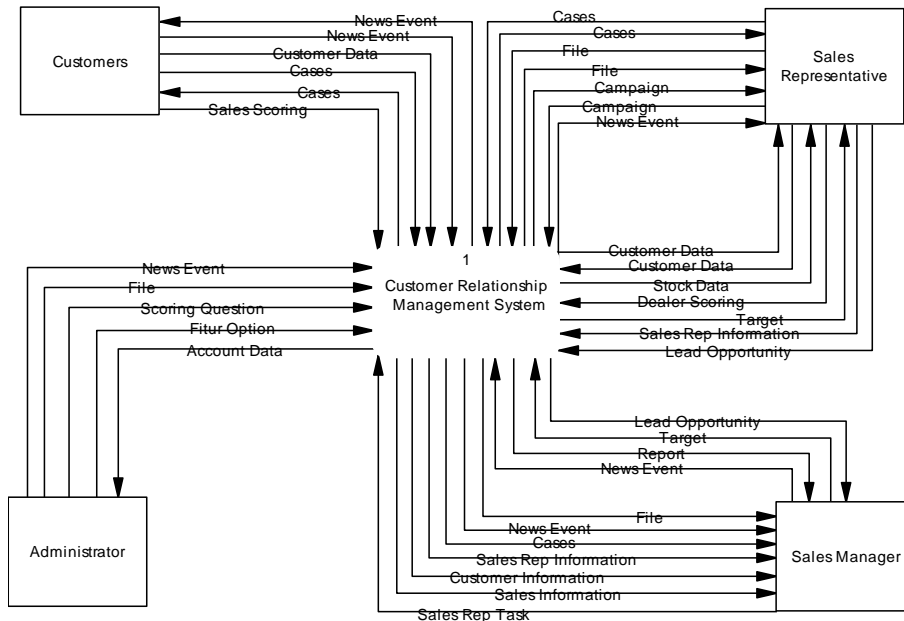


Figure 2. Context Diagram

This application comprises 5 sub-systems:

1. Data setting
This sub-system manages the spread of news and files to sales representatives, sales managers, and customers.
2. Dealer information settings
This sub-system collects data for new customer. After collected the customer data, the customer can be sales lead.
3. Leads and opportunity determination
In this sub-system there are several stages to determine customer position.
4. Sales tasking
In reaching on their targets, sales representative must do some tasks to manage and this sub-system help sales representative to know and doing their task.
5. Dealer visit
This sub-system collects date and time dealer visited by sales-representative.

IV. EXPERIMENTS

In this section, we present an experimental result of Customer Relationship Management application.

A. Administrator

There are 3 sections for administration: User Administrators, System Administrators, and Front desk. Administrators manage all permission for user and organizing the list of questions for sales agent to analyze their customer. The questions are different for each criteria customer. To avoid data errors, need front desk user to check data from closed opportunity and news from customer. Administrator page and menus are shown in Fig. 3.

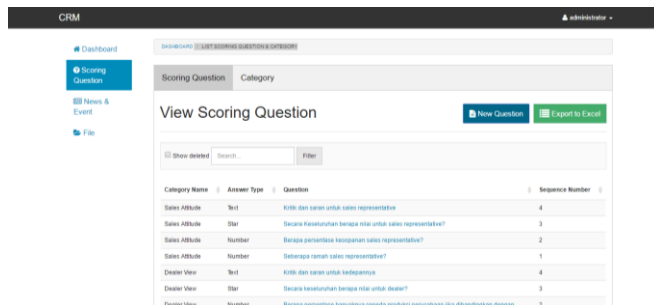


Figure 3. Administrator Page

B. Sales Agent

Sales agents are divided into 2, sales manager and sales representative. Sales manager and sales representative have same function on this application but sales manager can see all sales representatives on their line. Every sales representative can get customer on specific stages. Sales agent page is presented in Fig. 4.

C. Customer

Customers use this Application to get information about the company and their sales representative. Besides of that, customer can open cases for their problem on customer page. Customer page is presented in Fig. 5.

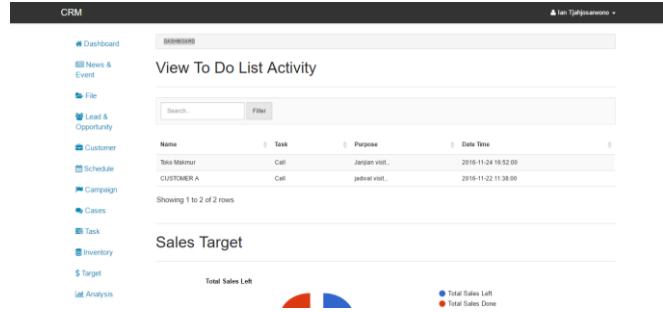


Figure 4. Sales Agent Page

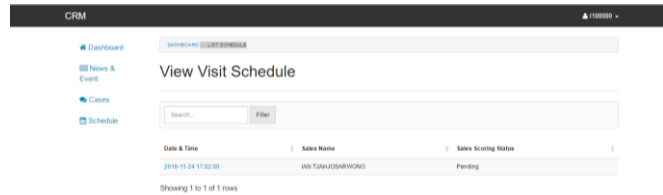


Figure 5. Customer Page

D. Lead and Opportunity

Sales representative can make new prospective contact and it can be customer leads or opportunities. To save new contact, sales representatives need to get detailed information about their new prospects. New prospects can be an opportunity by following the stages. Every stage change saved for the customer history. Contact Form in Fig. 6.

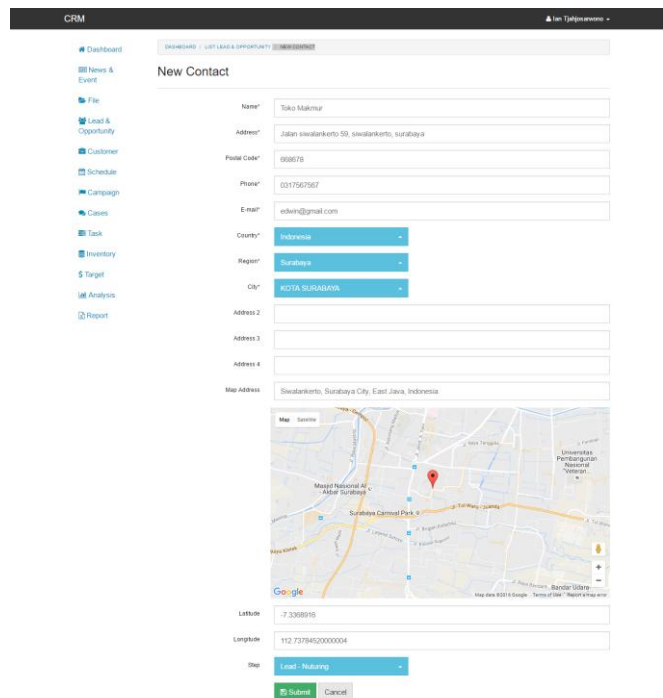


Figure 6. New Customer Form

Every sales representative can have contact and know the step for every customer. Lead Form can be seen in Fig. 7 and Step Change Form in Fig. 8.

Figure 7. New Customer Form

Figure 8. Step Change Form

E. Visiting Schedule

Sales agent can schedule their visits for their customer. Each schedule will get customer score and sales representative form. Customer needs to score sales representative on their visit and sales representative needs to provide score for customer to get the next stage. Before giving a score by answering some question, sales agent can see score by their customers. List schedule is in Fig. 9, Detail Schedule in Fig. 10 and scoring form in Fig. 11.

Figure 9. List Schedule

Figure 10. Detail Schedule

Scoring Question

Figure 11. Scoring Form

F. Customer Scoring

Sales representative needs to provide value for their customer on each visit. This score will help sales manager to see and analyze the customer. Scoring will be able on every schedule by sales representative. Sales manager can view all customers' values for their sales representative. Score Result in Fig. 12.

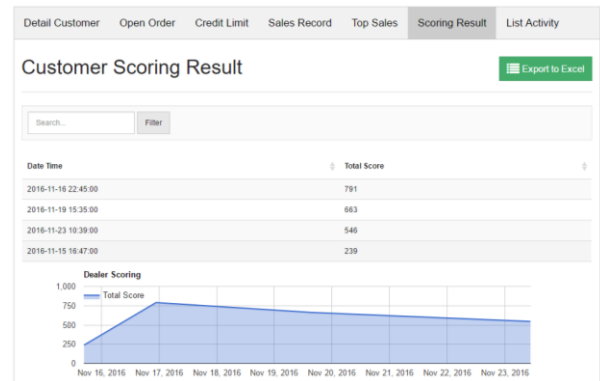


Figure 12. Customer's Score Result

G. Customer Cases

Figure 13. Open Case Form

Customer and sales representative can open cases to get solution for their problem. The different on customer and sales representative added the case form is sales

representative can choose with whom they share the problem and the customer cannot choose, the customer's issues will be automatically share to their sales representative and sales manager. This application automatically share the case via email when case status changes. Open case form is in Fig 13.

V. CONCLUSION

Conclusion for the implementation of web based Customer Relationship Management application:

1. This application is able to support the performance of sales representatives to conduct business processes, because the sales representative can maintain relationships with their customers by arranging schedule of visits and conduct regular assessments and can be monitored directly by the sales manager. Sales manager can give assignment to their sales representative with an easier way.
2. Sales representative can store their data safely and regularly so they can get the latest information and accurate report about the customer and company.
3. Based on questionnaire that has been distributed, it can be concluded that the system can help the sales agent for daily process, it is supported by the user's opinion both in the ease of application use, design and suitability needs.

For the next step need to add live chat to help sales representative communicate with their sales manager or their customer.

REFERENCES

- [1] M. Kalamárová, J. Parobek, E. Loučanová, and P. Trebuňa, "Competitiveness Evaluation of the Slovak Forest Industry," Proc. 7th Int. Scientific Conf. of Int. Assoc. for Economics and Management in Wood Processing and Furniture Manufacturing (WoodEMA), Zvolen (Slovakia), May 2014, pp. 58–62.
- [2] A.F. Cruceru and D. Moise, "Customer Relationships through Sales Forces and Marketing Events", Proc. 2nd World Conf. on Business, Economics and Management (WCBEM2013), Procedia - Social and Behavioral Sciences, vol. 109, pp. 155–159, Jan. 2014, doi: 10.1016/j.sbspro.2013.12.436.
- [3] M. Triznova, H. Mat'ova, J. Dvoracek, and S. Sadek, "Customer Relationship Management Based on Employees and Corporate Culture", Proc. 4th World Conf. on Business, Economics and Management (WCBEM2015), Procedia Economics and Finances, vol. 26, pp. 953–959, 2015, doi: 10.1016/S2212-5671(15)00914-4.
- [4] H. Gebert, M. Geib, L. Kolbe, and W. Brenner, "Knowledge-enabled Customer Relationship Management: Integrating Customer Relationship Management and Knowledge Management Concepts," J. Knowledge Management, vol. 7, no. 5, pp. 107–123, 2003, doi: 10.1108/13673270310505421.
- [5] A. Payne and P. Frow, "A Strategic Framework for Customer Relationship Management", J. Marketing, vol. 69, no. 4, pp. 167–176, Oct. 2005.
- [6] F. Khodakarami and Y.E. Chan, "Exploring the Role of Customer Relationship Management (CRM) Systems in Customer Knowledge Creation", Information & Management, vol. 51, no. 1, pp. 27–42, Jan. 2014, doi: 10.1016/j.im.2013.09.001.
- [7] R.S. Hassan, A. Nawaz, M.N. Lashari, and F. Zafar, "Effect of Customer Relationship Management on Customer Satisfaction," Proc. 2nd Global Conf. on Business, Economics, Management and Tourism, Procedia Economics and Finance, vol 23, pp. 563–567, 2015, doi: 10.1016/S2212-5671(15)00513-4.
- [8] A. Soury and N.J. Navimipour, "Behavioral Modeling and Formal Verification of a Resource Discovery Approach in Grid Computing," Expert Systems with Applications, vol. 41, no. 8, pp. 3831–3849, Jun. 2014, doi: 10.1016/j.eswa.2013.11.042.
- [9] N.J. Navimipour and B. Zareie, "A Model for Assessing the Impact of e-Learning Systems on Employees' Satisfaction," Computers in Human Behavior, vol. 53, pp. 475–485, Dec. 2015, doi: 10.1016/j.chb.2015.07.026.
- [10] I. Mahdavi, N. Cho, B. Shirazi, and N. Sahebjamnia, "Designing Evolving User Profile in e-CRM with Dynamic Clustering of Web Documents," Data & Knowledge Engineering, vol. 65, no. 2, pp. 355–372, May 2008, doi: 10.1016/j.datak.2007.12.003.
- [11] B.M. Krishna, Customer Relationship Management, Coursebook of Lovely Professional University, New Delhi (India): Excel Books Private Limited, 2013. [Online] Available: http://ebooks.lpu.de.in/management/bba/term_6/DMGT308_CUSTOMER_RELATIONSHI_P_MANAGEMENT.pdf.