




ISSN 1877-0509

Procedia
Computer Science



**4th Information Systems International
Conference 2017, ISICO 2017**

Edited by Khin T. Lwin
Volume 124,
Pages 1-766 (2017)

Available online at www.sciencedirect.com

ScienceDirect



PREFACE

ISICO 2017 is the fourth edition of the Information Systems International Conference (ISICO). ISICO 2017 has taken place at Sanur Paradise Plaza Hotel, Bali Indonesia, between 6th and 8th November, 2017. The theme of the conference is "Innovation of Information Systems – visions, opportunities and challenges". ISICO 2017 has been hosted by Department of Information Systems, Institut Teknologi Sepuluh Nopember (ITS). In 2013, ISICO becomes the official Association for Information Systems (AIS) Indonesia Chapter (named AISINDO) affiliated conference.

The main philosophy of ISICO's presence is that to widen the research collaboration among IS researchers worldwide. Especially (but not limited) those that of developing countries. To this point, ISICO does not aim to replace existing IS Conferences such as PACIS, AMCIS, ICIS, or ECIS but rather it complements their presences.

The salient features of ISICO are the keynotes and Scopus-index Elsevier publication support. In terms of Keynotes, we regularly invites Global AIS President such as Prof. Douglas Vogel, Hong Kong (ISICO 2013), Prof Jaekyu Lee, Korea (ISICO 2015), and Prof Matti Rossi, Finland (ISICO 2017).

This year ISICO was able to attract more than 153 submissions from 16 different countries. From those submissions only 93 were selected for publication, so the acceptance rate this year was 60.7%. This Conference Proceedings volume contains all papers accepted for publication in ISICO 2017. ISICO 2017 comprises a series of independent tracks that are relevant to Information Systems discipline. The conference cover enterprise systems track, information systems management track, data acquisition and information dissemination track, data engineering and business intelligence track, and IT infrastructure and security track.

We would like to thank Department of Information Systems, Institut Teknologi Sepuluh Nopember for hosting the conference, as well as all participants for their contributions. We would also like to thank our distinguished program committee members for the efforts they have put in reviewing the papers. Special thanks to Prof. Matti Rossi, Dr. Ahmed Imran and Prof. Caroline Chan for the keynote speech.

We are looking forward to the Fifth Information Systems International Conference (ISICO 2019).

Conference Chair:

Faizal Mahananto, PhD (Institut Teknologi Sepuluh Nopember, Indonesia)

GUEST EDITOR

Khin Lwin, PhD

LIST OF REVIEWER

Ahmad Muklason	Amalia Utamima
Amna Shifia Nisafani	Amy Connolly
Angelia Melani Adrian	Anisah Herdiyanti
Anushia Inthiran	Apol Pribadi
Aravind Sesagiri Raamkumar	Arif Wibisono
Aris Tjahyanto	Bekti Cahyo Hidayanto
Cecil Donald	Dedi Iskandar Inan
Dr. Mohamad Taha Ijab	Dr. Ruchi Nanda
Dwi Yuli Rakhmawati	Eko Wahyu Tyas Darmaningrat
Erma Suryani	Faizal Johan Atletiko
Faizal Mahananto	Febriyian Samopa
Feby Artwodini	Flavio Horita
Gali Naveh	Hatma Suryotrisongko
Henning Titi Ciptaningtyas	Hudan Studiawan
Irmasari Hafidz	Jamal Elden
Kauser Ahmed	Keng Hoon Gan
Khakim Ghozali	Komarudin
Mahendrawathi Er	Muhammad Hafidz Fazli Bin Md Fauadi
Muhammad Nazrul Islam	Nisfu Asrul Sani
Nuno Laranjeiro	Nur Aini Rakhmawati
Nurlida Basir	R.S. Ajin
Rahmat Trialih	Rajamohana SP
Ratna Sari Dewi	Renny Pradina Kusumawardani
Retno Aulia Vinarti	Roslina Ibrahim
Rully Agus Hendrawan	Samiaji Sarosa
Satria Fadil Perdana	Sholiq
Sudipta Roy	Syed Nasirin
Tony Dwi Susanto	Tse Guan Tan
Utku Kose	Wan Mohd Nazmee Wan Zainon
Wira Redi	Wiwik Anggraeni

Yanti Andriyani
Yuliani Dwi Lestari

Yong Liu
Yusraini Muharni



Table of Contents

Preface	
Faizal Mahananto.....	1
Engaging with Customer Using Social Media Platform: A Case Study of Malaysia Hotels	
Kamarul Faizal Hashim, and Nawar Abbood Fadhil.....	4
Self-Branding on Social Media: An Analysis of Style Bloggers on Instagram	
Rendan Liu, and Ayoung Suh.....	12
Indonesia local government information completeness on the web	
Fajara Kurniawan, Nur Aini Rakhmawati, Abi Nubli Abadi, Muhammad Zuhri, and Wisnu Tri Sugiyanto.....	21
Community Detection On Citation Network Of DBLP Data Sample Set Using LinkRank Algorithm	
Satrio Baskoro Yudhoatmojo, and Muhammad Arvin Samuar.....	29
The Utilization of Filter on Object-based Opinion Mining in Tourism Product Reviews	
Aris Tjahyanto, and Bonda Sisephaputra.....	38
The Performance of Ant System in Solving Multi Traveling Salesmen Problem	
Eka N. Kencana, IDa Harini, and K. Mayuliana.....	46
Surveying LinkedIn Profiles of Data Scientists: The Case of the Philippines	
Jerina Jean Ecleo, and Adrian Galido.....	53
Nusantara: A New Model of Knowledge Management in Government Human Capital Management	
Elin Cahyaningsih, Dana Indra Sensuse, Aniati Murni Arymurthy, and Wahyu Catur Wibowo.....	61
Spatial data utilization for location pattern analysis	
Dyah Lestari WIDaningrum, Isti Surjandari, and Aniati Murni Arymurthy.....	69
Effects of Word Class and Text Position in Sentiment-based News Classification	
June Ling Ong Hui, Gan Keng Hoon, and Wan Mohd Nazmee Wan Zainon.....	77
Social Network Extraction Based on Web. A Comparison of Superficial Methods	
Mahyuddin K.M. Nasution, and Shahrul Azman Noah.....	86
Data Warehouse with Big Data Technology for Higher Education	
Leo Willyanto Santoso, and Yulia.....	93
Teenstagram TimeFrame: A Visualization for Instagram Time Dataset from Teen Users (Case Study in Surabaya, Indonesia)	
Irmasari Hafidz, Alvin Rahman Kautsar, Tetha Valianta, and Nur Aini Rakhmawati.....	100
A Study on the Effectiveness of Tree-Maps as Tree Visualization Techniques	
Lim Kian Long, Lim Chien Hui, Gim Yeong Fook, and Wan Mohd Nazmee Wan Zainon.....	108
Disaster Knowledge Management Analysis Framework Utilizing Agent-Based Models: Design Science Research Approach	
Dedi Iskandar Inan, and Ghassan Beydoun.....	116

An Adjustable Autonomy Management Module for Multi-agent Systems Salama A. Mostafa, AIDa Mustapha, Mohd Shariffuddin Ahmad, and Moamin A Mahmoud.....	125
Coupled HIDDEN Markov Model for Process Discovery of Non-Free Choice and Invisible Prime Tasks Riyanarto Sarno, and Kelly R. Sungkono.....	134
Modified Regression Approach for Predicting Number of Dengue Fever Incidents in Malang Indonesia Wiwik Anggraeni, Rafika Nurmasari, Edwin Riksakomara, Febriliyan Samopa, Radityo Prasetyanto Wibowo, Lulus Condro T., and Pujiadi.....	142
Killer Whale Algorithm: An Algorithm Inspired by the Life of Killer Whale Totok R. Biyanto, Matradji, Sonny Irawan, Henokh Y. Febrianto, Naindar Afdanny, Ahmad H. Rahman, Kevin S. Gunawan, Januar A.D. Pratama, and Titania N. Bethiana.....	151
Application of Killer Whale Algorithm in ASP EOR Optimization Totok R. Biyanto, Matradji, Sawal, Ahmad H. Rahman, Arfiq I. Abdillah, Titania N. Bethiana, and Sonny Irawan.....	158
Tracking People by Detection Using CNN Features Dina Chahyati, Mohamad Ivan Fanany, and Aniati Murni Arymurthy.....	167
Advanced Traveler Information System: Itinerary Optimization as an Orienteering Problem Using Iterative Local Search-Hill Climbing Algorithm Jockey Satria Wijaya, Wiwik Anggraeni, Ahmad Muklason, Faizal Mahananto, Edwin Riksakomara, and Arif Djunaidy.....	173
Estimating Gas Concentration using Artificial Neural Network for Electronic Nose Shoffi Izza Sabilla, Riyanarto Sarno, and Joko Siswantoro.....	181
The Performance of ARIMAX Model and Vector Autoregressive (VAR) Model in Forecasting Strategic Commodity Price in Indonesia Wiwik Anggraeni, Kuntoro Boga Andri, Sumaryanto, and Faizal Mahananto.....	189
Simple Symbolic Dynamic of Heart Rate Variability Identify Patient with Congestive Heart Failure Faizal Mahananto, and Arif Djunaidy.....	197
A Framework for Knowledge Based Software Service Supply Chain (SSSC): A Comparative Analysis with Existing Frameworks Ali Baydoun, and Jamal El-Den.....	205
ERP Post Implementation Review with Process Mining: A Case of Procurement Process Mahendrawathi ER, Shania Olivia Zayin, and Firman Jati Pamungkas.....	216
Scalable indexing algorithm for multi-dimensional time-gap analysis with distributed computing Riska Asriana Sutrisnowati, Bernardo Nugroho Yahya, Hyerim Bae, Iq Reviessay Pulshashi, and Taufik Nur Adi.....	224
The Development of Photovoltaic Power Plant for Electricity Demand Fulfillment in Remote Regional of Madura Island using System Dynamics Model Lilia Trisyathia Quentara, and Erma Suryani.....	232
Developing Salesperson Performance Indicators on Instant Messaging Platform Amna Shifia Nisafani, Arif Wibisono, Safrina Kharisma Imandani, and Radityo Prasetianto Wibowo.....	239
Public Sector Accountants' Opinion on Impact of a New Enterprise System Zaini Zainol, Dahlia Fernandez, and Hawa Ahmad.....	247
Structural Similarity Measurement of Business Process Model to Compare Heuristic and Inductive Miner Algorithms Performance in Dealing with Noise Ifrina Nuritha, and Mahendrawathi ER.....	255
Curriculum Assessment of Higher Educational Institution Using Aggregate Profile Clustering Satrio Adi Priyambada, ER Mahendrawathi, and Bernardo Nugroho Yahya.....	264

Analyzing the Effectiveness of Public e-Marketplaces for Selling Apparel Products in Indonesia Amna Shifia Nisafani, Arif Wibisono, and Muchammad HaIDar Tegar Revaldo.....	274
Evaluation of E-Commerce Product Reviews Based on Structural, Metadata, and Readability Characteristics Rully Agus Hendrawan, Erma Suryani, and Rani Oktavia.....	280
Motivational Factors for Knowledge Sharing using Pedagogical Discussion Cases: Students, Educators, and Environmental Factors Narumon Sriratanaviriyakul, and Jamal El-Den.....	287
The impact of Knowledge Management on Organizational Productivity: A Case Study on Koosar Bank of Iran Fatemeh Torabi, and Jamal El-Den.....	300
Multiview Similarity Assessment Technique of UML Diagrams Alhassan Adamu, and Wan Mohd Nazmee Wan Zainon.....	311
Effects of Technology Readiness Towards Acceptance of Mandatory Web-Based Attendance System Mahendra Adhi Nugroho, and M. Andryzal Fajar.....	319
Exploratory Study of SMEs Technology Adoption Readiness Factors Mahendra Adhi Nugroho, Arief Zuliyanto Susilo, M. Andryzal Fajar, and Diana Rahmawati.....	329
An Overview of Software Functionality Service: A Systematic Literature Review Masrina A. Salleh, Mahadi Bahari, and Nor Hidayati Zakaria.....	337
Analysis on Factors Influencing Textile Cyberpreneur’s Intention to Adopt Cloud-Based m-Retail Application Wan Safra Diyana Wan Abdul Ghani, Nik Zulkarnaen Khidzir, Tan Tse Guan, and Mohammad Ismail.....	345
The Organization Factors as Barrier for Sustainable Health Information Systems (HIS) – A Review Noor Azizah Mohamadali, and Nurul Aqilah Zahari.....	354
Beyond Organizational Motives of e-Government Adoption: The Case of e-Voting Initiative in Indonesian Villages Manik Hapsara, Ahmed Imran, and Timothy Turner.....	362
The Technology Factors as Barriers for Sustainable Health Information Systems (HIS) – A Review Noor Azizah Mohamadali, and Nur Faizah Ab Aziz.....	370
User Satisfaction and Intention to Use Peer-to-Peer Online Transportation: A Replication Study Adhi Setyo Santoso, and Liza Agustina Maureen Nelloh.....	379
The study on negative eWOM and its relationship to consumer’s intention to switch Mobile Service Provider Geetha Nadarajan, Jamil Bojei, and Haliyana KhalID.....	388
Millennials’ Perception on Mobile Payment Services in Malaysia Yeow Pooi Mun, Haliyana KhalID, and Devika Nadarajah.....	397
The Use of Analytic Hierarchy Process for Software Development Method Selection: A Perspective of e-Government in Indonesia Melisa Helingo, Betty Purwandari, Riri Satria, and Iis Solichah.....	405
A Modification Complexity Factor in Function Points Method for Software Cost Estimation Towards Public Service Application Renny Sari Dewi, Apol Pribadi Subriadi, and Sholiq.....	415
The Effect of Social Media to Cultural Homecoming Tradition of Computer Students in Medan Arif RIDho Lubis, Ferry Fachrizal, and Muharman Lubis.....	423
Understanding the Total Value of Information Technology Services from the Perspective of Students and Academic Staffs Anisah Herdiyanti, Nanda Restanena Listyawati, and Hanim Maria Astuti.....	429

WebGIS for Asset Management of Land and Building of Madiun City Government R.V. Hari Ginardi, Wawan Gunawan, and Septiawan Rosetya Wardana.....	437
A New Approach of Indonesian University Webometrics Ranking Using Entropy and PROMETHEE II Handaru Jati, and Dhanapal Durai Dominic.....	444
Understanding the Implementation of Telerehabilitation at Pre-Implementation Stage: A Systematic Literature Review Tiara Izrinda Jafni, Mahadi Bahari, WaIDah Ismail, and Abduljalil Radman.....	452
A HybrID Cuckoo Optimization and Harmony Search Algorithm for Software Cost Estimation Alifia Puspningrum, and Riyanarto Sarno.....	461
A Comparative Study of Software Development Size Estimation Method: UCPabc vs Function Points Sholih, Renny Sari Dewi, and Apol Pribadi Subriadi.....	470
Cyclomatic Complexity for Determining Product Complexity Level in COCOMO II Muhammad Asep Subandri, and Riyanarto Sarno.....	478
Service Quality Analysis for Online Transportation Services: Case Study of GO-JEK Shilvia L. Br. Silalahi, Putu W. Handayani, and Qorib Munajat.....	487
Multi Methods for Knowledge Management Strategy Roadmap of Government Human Capital Management Elin Cahyaningsih, Dana Indra Sensuse, and Handrie Noprisson.....	496
Factors that Affecting Behavioral Intention in Online Transportation Service: Case study of GO-JEK Rizky Septiani, Putu Wuri Handayani, and Fatimah Azzahro.....	504
Usability Evaluation to Enhance Software Quality of Cultural Conservation System Based on Nielsen Model (WikiBudaya) Feby Artwodini Muqtadiroh, Hanim Maria Astuti, Eko Wahyu Tyas Darmaningrat, and Fenty Rizky Aprilian.....	513
Determinants of CAATT acceptance: Insights from public accounting firms in Indonesia Muhammad Rifki Shihab, Nina Meilatinova, Achmad Nizar HIDayanto, and Herkules.....	522
Users' Motivation in Sharing Information on Social Media Afira Putri Ghaisani, Putu Wuri Handayani, and Qorib Munajat.....	530
The Moderation Effect of Age on Adopting E-Payment Technology Anggar Riskinanto, Bayu Kelana, and Deliar Rifda Hilmawan.....	536
Barriers to Electronic Health Record System Implementation and Information Systems Resources: A Structured Review Jaillah Mae Gesulga, Almarie Berjame, Kristelle Sheen Moquiala, and Adrian GalIDo.....	544
E-Government Integration through Implementation of web-based GIS on Community Health monitoring in Jembrana Regency, Bali Jatmiko Wahyu Nugroho Joshua, I Putu Agus Swastika, and Tri Oktin Windha Daniaty.....	552
User Acceptance of e-Government Citizen Report System (a Case Study of City113 App) Tony Dwi Susanto, Made Mira Diani, and Irmasari HafIDz.....	560
Risks Assessment of Information Technology Processes Based on COBIT 5 Framework: A Case Study of ITS Service Desk Hanim Maria Astuti, Feby Artwodini Muqtadiroh, Eko Wahyu Tyas Darmaningrat, and Chitra Utami Putri.....	569
Designing an Effective Collaboration using Information Technology Towards World Class University Linda Salma Angreani, and Annas Vijaya.....	577

Understanding of Public Behavioral Intent to Use e-Government Service: An Extended of Unified Theory of Acceptance Use of Technology and Information System Quality Berlilana, Taqwa Hariguna, and Nurfaizah.....	585
The Development of Work Instruction as a Solution to Handle IT Critical Incidents in Units within an Organization Febriliyan Samopa, Hanim Maria Astuti, and Mahesti Ayu Lestari.....	593
Understanding the Quality Gap of Information Technology Services from the Perspective of Service Provider and Consumer Anisah Herdiyanti, Alitya Novianda Adityaputri, and Hanim Maria Astuti.....	601
Challenges and Solutions for Applications and Technologies in the Internet of Things Saad Albishi, Ben Soh, Azmat Ullah, and Fahad Algarni.....	608
“Four-Hospitality: Friendly Smart City Design for Disability” Hatma Suryotrisongko, Reginia Cindy Kusuma, and RV Hari Ginardi.....	615
Usable Security: Revealing End-Users Comprehensions on Security Warnings Ammar Amran, Zarul Fitri Zaaba, Manmeet Mahinderjit Singh, and Abdalla Wasef Marashdih.....	624
Information Privacy Concerns on Teens as Facebook Users in Indonesia Ari Kusyanti, Dita Rahma Puspitasari, Harin Puspa Ayu Catherina, and Yustiyana April Lia Sari.....	632
A Review on Cloud Computing Acceptance Factors Mohd Talmizie Amron, Roslina Ibrahim, and Suriayati Chuprat.....	639
Cross Site Scripting: Removing Approaches in Web Application Abdalla Wasef Marashdih, and Zarul Fitri Zaaba.....	647
Security Strategies for Hindering Watering Hole Cyber Crime Attack Khairun Ashikin Ismail, Manmeet Mahinderjit Singh, Norlia Mustaffa, Pantea Keikhosrokiani, and Zakiah Zulkeffi.....	656
Typosquat Cyber Crime Attack Detection via Smartphone Zakiah Zulkeffi, Manmeet Mahinderjit Singh, Azizul Rahman Mohd Shariff, and Azman Samsudin.....	664
A Study on Intrusion Detection Using CentroID-Based Classification Bambang Setiawan, Supeno Djanali, and Tohari Ahmad.....	672
Analysis the Performance of Vehicles Ad Hoc Network Saed Tarapiah, Kahtan Aziz, and Shadi Atalla.....	682
Developing an Information Security Policy: A Case Study Approach Fayez Hussain Alqahtani.....	691
Design and Implementation of Real-Time Mobile-based Water Temperature Monitoring System Paul B. Bokinkito, and Orven E. Llantos.....	698
Mobile Web Energy Monitoring System Using DFRduino Uno Kristine Mae E. Galera, and Orven E. Llantos.....	706
A performance evaluation for assessing registered websites Nur Aini Rakhmawati, Valliant Ferlyando, Febriliyan Samopa, and Hanim Maria Astuti.....	714
The Existence Of Cryptography: A Study On Instant Messaging Vania Beatrice Liwandouw, and Alz Danny Wowor.....	721
Development of mobile electronic nose for beef quality monitoring Dedy Rahman Wijaya, Riyanarto Sarno, Enny Zulaika, and Shoffi Izza Sabila.....	728
Design and Development of Backend Application for Public Complaint Systems Using Microservice Spring Boot Hatma Suryotrisongko, Dedy Puji Jayanto, and Aris Tjahyanto.....	736

APEX System: An Integration of Management Information Concept Aries Muftie, Djoko Budhi Setyawan, Supardi, Iwan Fuad, and Andre Parvian Aristio.....	744
Network Intrusion Detection Systems Analysis using Frequent Item Set Mining Algorithm FP-Max and Apriori Bekti Cahyo HIDayanto, Rowi Fajar Muhammad, Renny P Kusumawardani, and Achmad Syafaat.....	751
Development of AndroID Application for Courier Monitoring System Faizal Johan Atletiko.....	759



4th Information Systems International Conference 2017, ISICO 2017, 6-8 November 2017, Bali, Indonesia

Data Warehouse with Big Data Technology for Higher Education

Leo Willyanto Santoso*, Yulia

Petra Christian University, Siwalankerto 121-131 Surabaya, 60236, Indonesia

Abstract

Nowadays, data warehouse tools and technologies cannot handle the load and analytic process of data into meaningful information for top management. Big data technology should be implemented to extend the existing data warehouse solutions. Universities already collect vast amounts of data so the academic data of university has been growing significantly and become a big academic data. These datasets are rich and growing. University's top-level management needs tools to produce information from the records. The generated information is expected to support the decision-making process of top-level management. This paper explores how big data technology could be implemented with data warehouse to support decision making process. In this framework, we propose Hadoop as big data analytic tools to be implemented for data ingestion/staging. The paper concludes by outlining future directions relating to the development and implementation of an institutional project on Big Data.

© 2018 The Authors. Published by Elsevier B.V.

Peer-review under responsibility of the scientific committee of the 4th Information Systems International Conference 2017.

Keywords: data warehouse, big data, academic, hadoop, higher education, analysis

1. Introduction

Higher educations are working in a more and more complex and competitive environment. They have to compete with other institutions to answer to national and global economic, political and social changes. Moreover, different stakeholders are expecting higher education institutions to produce right solution in a timely manner to these demands. To overcome this condition, higher education needs to produce the right decisions required for dealing with these rapid changes by analyzing vast data sources that have been generated. Most of higher education institution invest enormous resources in information technology to implement data warehouse system [1].

* Corresponding author. Tel.: +62 31 2983455.

E-mail address: leow@petra.ac.id

The development of data warehouse is a way to extract the important information from the scattered data in some information systems into a centralized integrated storage and support the need for data history. This integrated data can be utilized for information delivery activities that can be reviewed from various dimensions and can be set the level of detail.

Further utilization of the information contained in the data warehouse is the activity of data analysis using certain techniques and methods. There are several algorithm for knowledge data discovery, like classifying, clustering and mining [2]. The data contained in the data warehouse can used as input for the application system for example like a dashboard. With the existence of this dashboard is expected to be a solution for the learning process to monitor the academic condition and then could take the right decision. However, organizations are recognizing that traditional data warehouse technologies are dying to meet new business requirements, especially around streaming data, real-time analytics, large volumes of unstructured and complex data sets.

To solve this problem, this paper aims to design and implement a modern data warehouse for academic information system to support decision making process. The designed system accommodates Hadoop platform, a powerful analytical tools which is able to produce a graph that displays the student data information statistically. To support parallel and distributed processing of large volumes of data, most solutions involve Hadoop technology. Hadoop is capable to perform analysis of large heterogeneous datasets at unprecedented speeds

As a result, top management will have a dashboard to monitor the existing condition of the academic atmosphere of university. The reporting dashboard itself will cover operational, strategic and analytical dashboard. The operational dashboards will tell us what is happening now, while strategic dashboards will track key performance indicators in academic process. Moreover, analytical dashboards will process data to identify trends.

The main contributions of this paper are as follows: (1) the designed system enables the communication among different platform and datasets, including smart phones, web, and desktop application whether it is structured, semi-structured and unstructured data. 2) The system provides solution to the top level management in order to know the academic condition in their university. 3) the proposed system could be implemented to other university who need a decision support system for big data.

The remaining part of this paper is organized as follows. Section 2 presents the background and the related work. Section 3 presents the design of the system and section 4 present the testing of the proposed system. Finally, the conclusions are drawn in section 5.

2. Traditional Data Warehouse and Modern Data Warehouse

This section describes about traditional data warehouse and modern data warehouse. The differences between them are also discussed.

Data Warehouse is the combination of concepts and technologies that facilitate organizations to manage and maintain historical data obtained from operational and transactional applications [3]. It helps knowledge workers (executives, managers, analysts) to make quicker and more informed decisions. Data Warehouse is a new paradigm in strategic decision making environment. Data Warehouse is not a product but an environment in which users can find strategic information [4]. Data Warehouse is a place to store information that is devoted to help make decisions [5]. The Data Warehouse contains a collection of logical data separate from the operational database and is a summary. Data Warehouse allows the integration of various types of data from a variety of applications or systems. This ensures a one-door access mechanism for management to obtain information and analyze it for decision making. Data Warehouse has several characteristics [5, 6]: subject-oriented, integrated data, nonvolatile, time-variant, and not normalized.

Data Warehouse used data modeling technique called dimensional modeling technique. Dimensional modeling is a call-based model that supports high-level query access. Star Schema is a form of dimensional modeling scheme that contains a fact table at its center and dimensional tables. Fact table contains descriptive attribute that is used for query and foreign key process to connect to dimension table. Decision analysis attributes consist of performance measures, operational metrics, aggregate sizes, and all other metrics needed to analyze organizational performance. Fact table shows what is supported by data warehouse for decision analysis. The dimension table contains attributes that describe the entered data in the fact table.

Extract, Transform, and Load (ETL) is a data integration process that extracts data from outside sources, transforms the data according to business needs, and stores it into data warehouse [4]. The data used in the ETL process can come from a variety of sources including enterprise resource planning (ERP) applications, flat files, and spreadsheets.

Data warehouse support decision support system. Decision Support Systems (DSS) is a computer-based system that helps decision makers use the data and models available to solve problems [7]. DSS functions combine the resources of each individual with the ability of the computer to improve the quality of the decision. DSS requires data coming from various sources to solve the problem. Every problem needs to be solved and every opportunity and strategy requires data. Data is the first component of the DSS architecture. The data relate to a state that can be simulated using a model that is the second component of the DSS architecture. Some systems also have knowledge which is the third component of the DSS architecture. The fourth user interacts with the system through a user interface which is the fifth component in the DSS architecture. In building the DSS, it is necessary to plan a mature system accompanied by the preparation and incorporation of components well.

Data warehouse is widely implemented, including in the education industry. It is possible to implement data warehouse for typical university information system [8]. Academic data warehouse supports the decisional and analytical activities regarding the three major components in the university context: didactics, research, and management [9]. Data warehouse has important role in educational data analysis [10].

With the arriving of big data, traditional data warehouse cannot handle large amount of data [11]. In the past, educational data has been gathered mainly through academic information system and traditional assessments. However, it is increasingly being gathered through online educational systems, educational games, simulations and social media now. Huge workload, concurrent users and data volumes require optimization of both logical and physical design. Therefore, data processing must be in parallel. Moreover, traditional data warehouse cannot extract unstructured data that has varying data structure into information. Traditional data warehouse was design with the purpose of integrating structured data from transactional sources that is supported by OLAP-based analysis. It is the opportunity for big data technology to solve the problem. The integration between big data technology such as Hadoop and data warehouse is very important. To support parallel and distributed processing of large volumes of data, most solutions involve Hadoop technology [12, 13]. Hadoop is capable to perform analysis of large heterogeneous datasets at unprecedented speeds.

The Table 1 summarizes the characteristics of traditional data warehouse and modern data warehouse, from the several point of views like the purpose, data sources, scope, architecture, technology, and end-user.

Table 1. The characteristic of traditional data warehouse and modern data warehouse

Characteristics	Traditional Data Warehouse	Modern Data Warehouse
Purpose	Treatment of collected data for a specific business area that is integrated, non-volatile and time-varying. It supports decision-making process.	Processing of structured, semi-structured, and unstructured data, from diverse sources and the volume of data exceeds the ability of traditional tools to capture, store, manage and analyse them.
Data source	Usually transactional and operational databases.	Various sources and data types (social media, sensors, blog, video, and audio).
Scope	The integrated structured data to support Business Intelligence (BI) and Online Analytical Processing (OLAP).	Analyse and discover knowledge from large volumes of data characterized by the 4Vs (volume, velocity, variety and veracity)
Architecture	Oriented to processes of extraction, transform and load (ETL). Star schema is the appropriate solution for the architecture.	The architecture is depends on the problem. There is still no reference architecture or standardized terminology. They are some proprietary and product-oriented architectures from the vendor.
Technology	The technology is mature and tested tools in large amount applications, both free and licensed software.	The technology is still growing. Hadoop is one of the open-source software framework used for distributed storage and processing of dataset of big data
End-user	Business analysts or top managements who do not require specific knowledge of technologies or data exploration.	Data scientists with knowledge in technologies, algorithms, mathematics and statistics.

3. System Design

ETL is the main process in traditional data warehouse technology which cannot handle unstructured data. In this system, we need a flexible ETL process which can handle several data quality issues, as for instance duplicated data, inconsistency data, and garbage data. The proposed system can be seen in Fig 1. In the system, there is a combination between Hadoop and RDBMS. Hadoop can enhance RDBMS as data ingestion/staging tool, but also as data management and data presentation platform.

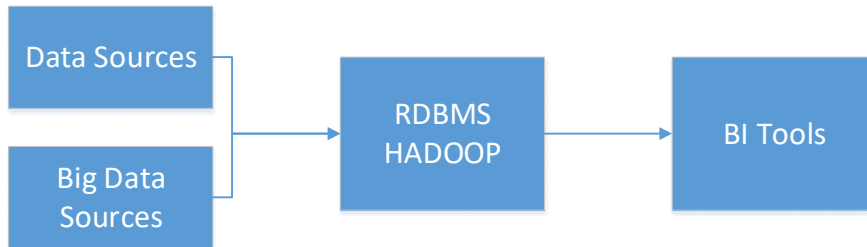


Fig. 1. The proposed system

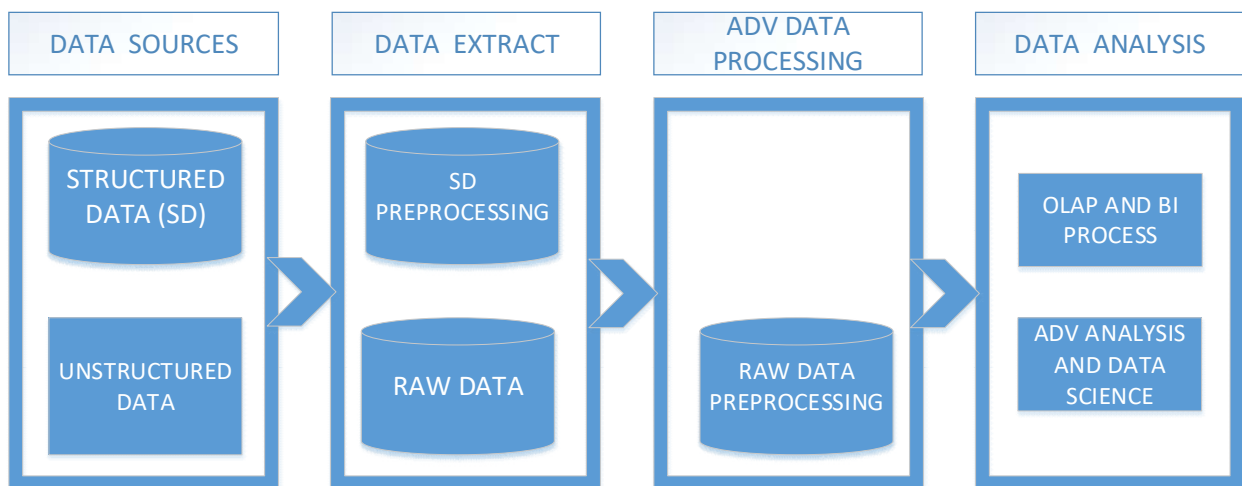


Fig. 2. The Architecture of System

As is shown in Figure 2, the architecture of proposed system was presented. Structured data are aggregated into our schema, while unstructured data is unpredictable data, and usually does not have an easily computer-recognizable format. The examples of unstructured data are free-text, images, videos, webpages, RSS feeds, meta data and web server logs. In our proposed system, the unstructured data will be processed by performing categorization and filtering and then it will store in the contextualized data. The uncategorized data will remain in the raw data. Next, through a process of searching for relationships or patterns, the data in the contextualized data will store into related data. Then, the related data that are already processed and capable to be adapted to predefined structures will be store into explored data. Finally, it is possible to integrate between explored data and aggregate data to be analyzed using OLAP techniques and business intelligence.

4. Implementation and Testing

In this section will be discussed about the implementation of the system in accordance with the analysis and system design. The structured data comes from PostgreSQL databases, while unstructured data comes from social media such as Facebook, twitter and LinkedIn.

Figure 3 shows the analysis page. In this application, users could create new analysis so the report can be customised as they need. In every analysis, it is possible to produce some graphs or charts to support the generated report. Some advanced users need OLAP Navigator and MDX Query Editor to create powerful report.

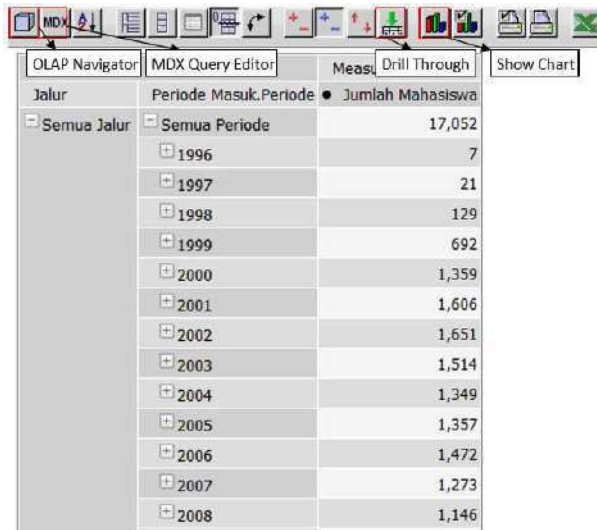


Fig. 3. Analysis page of DSS Application

The sample chart can be seen in Figure 4. User can customised the type of the chart, so the generated report will be more meaningful for the reader.

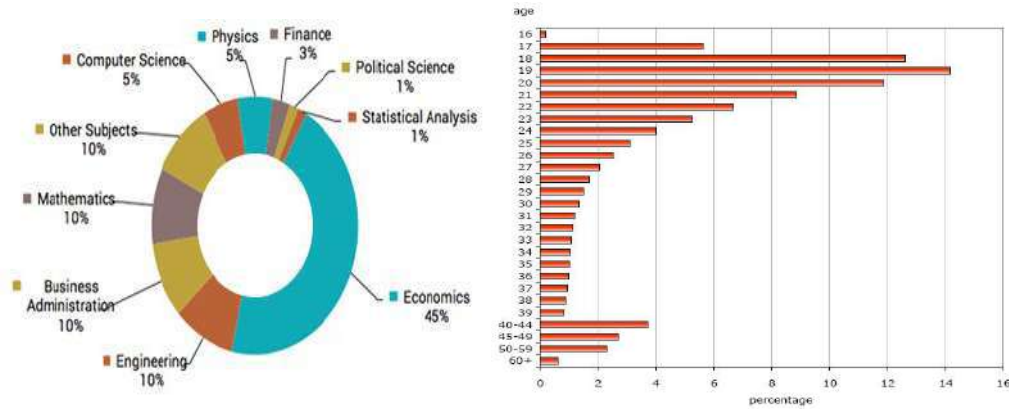


Fig. 4. Chart page of DSS Application

The more advanced interface for analytical feature can be seen in Figure 5. Advance users could drag and drop item dimensions in the left panel, then put into the column, row or filter in the right panel to produce the insightful report.

The screenshot shows a data cube interface with a pivot table. The dimensions are 'Angkatan' (Year) and 'Jenis Kelamin' (Gender). The columns are 'Jumlah Mahasiswa' (Number of Students) for 'Laki-Laki' (Male), 'W/A' (Not Applicable), and 'Perempuan' (Female). The rows are 'Angkatan' (Year) from 2008 to 2012. The filter is set to 'Fakultas' (Faculty).

Angkatan	Jumlah Mahasiswa		
	Laki-Laki	W/A	Perempuan
2008	327		409
2009	374		422
2010	418		472
2011	434	2	510
2012	427		527

Fig. 5. Advanced Analysis of DSS Academic

Questionnaires were distributed among thirty university staffs which cover from top management, middle management and bottom management. Rector and vice rectors are categorized as top management. In the middle management, it contains dean, vice dean and their staffs. Head of departments are grouped into bottom management. The assessed indicators include application interface, graphic customization features, ease of use of the application, ability to meet the user needs, and overall application. Detailed assessment of application usage can be seen in Table 2.

Table 2. Assessment of Application Usage

Indicators	1	2	3	4	5
User Experience			7	15	8
Graphics customization feature			3	20	7
Ease of using			4	16	10
Applications meet the needs			2	23	5
Overall application			1	25	4

Description of the rating scale:

- Value 1: Very bad
- Value 2: Bad
- Value 3: Enough
- Value 4: Good
- Value 5: Very good

From the questionnaire responses, 77% of users has good user experience. Mostly, the respondents said the graphics customization feature is good. According to the users, 87% of application is easy to use. 93% of users said the applications meet the business requirements. Overall, 97% of survey respondents said that the application is good.

5. Conclusions

This paper has explored modern data warehouse which could substitute traditional data warehouse which cannot handle big data in educational system. The big data technology approach to data warehouse will help reduce difficulties associated with traditional data analysis. Moreover, this has the potential of enriching the education system with new learning ways, and making decision making by policy makers more effective and efficient.

References

- [1] Santoso, Leo Willyanto and Yulia. (2014) “Analysis of the impact of information technology investments - a survey of Indonesian universities.” *ARPN JEAS* **9** (12): 2404-2410.
- [2] Santoso, Leo Willyanto (2011) “Classifier Combination for Telegraphese Restoration.” In: *International Conference on Uncertainty Reasoning and Knowledge Engineering*, Denpasar - Indonesia. DOI: 10.1109/URKE.2011.6007844
- [3] Golfarelli, Matte and Stefano Rizzi. (2009) “A Survey on Temporal Data Warehousing.” *Int Journal of data Warehousing & Mining* **5**(1): 1–17.
- [4] Ponniah, Paulraj (2010) “Data Warehousing: a Comprehensive Guide for IT Professional.” 2nd ed., New York: The McGraw-Hill Companies.
- [5] Reddy, G. Satyanarayana, Rallabandi Srinivasu, M. Poorna Rao, and Srikanth R. Rikkula. (2010) “Data Warehousing, Data Mining, OLAP and OLTP Technologies Are Essential Elements To Support Decision-Making Process In Industries”. *Int. Journal on Comp. Sci. and Eng.* **2**(9): 2865-2873.
- [6] Gour, Vishal, S.S. Sarangdevot, G.S. Tanwar, and A. Sharma. (2010) “Improve Performance of Extract, Transform and Load (ETL) in Data Warehouse”. *Int. Journal on Comp. Sci. and Eng.* **2**(3): 786-789.
- [7] Turban, Efraim, Jay E. Aronson, Ting-Peng. Liang, and R. Sharda (2004) “Decision Support and Business Intelligence Systems”, 10th ed., New Jersey: Pearson Education, Inc.
- [8] Youssef, Bassil (2012) “A Data Warehouse Design for A Typical University Information System”, *Journal of Comp. Sci. & Research* **1**(6): 12-17, Dec. 2012.
- [9] Dell’Aquila, Carlo, Francesco Di Tria, Ezio Lefons, and Filippo Tangorra. (2007) “An Academic Data Warehouse”, *Proceedings of the 7th WSEAS Int. Conf. on Applied Informatics and Communications*, Athens, Greece, August 24-26.
- [10] Mirabedini, Shirin (2014) “The Role of Data warehousing in Educational Data Analysis”, *Journal of Novel Applied Sciences* **3**(5): 1439-1445.
- [11] Salinas, Sonia Ordonez and Alba C.N. Lemus. (2017) “Data Warehouse and Big Data integration” *Int. Journal of Comp. Sci. and Inf. Tech.* **9**(2): 1-17.
- [12] S. G. Manikandan and S. Ravi. (2014) “Big Data Analysis Using Apache Hadoop,” in *International Conference on IT Convergence and Security (ICITCS) 2014*, pp. 1–4.
- [13] J. Nandimath, E. Banerjee, A. Patil, P. Kakade, and S. Vaidya. (2013) “Big data analysis using Apache Hadoop,” *2013 IEEE 14th Int. Conf. Inf. Reuse Integr.*, pp. 700–703, 2013.



Procedia Computer Science

COUNTRY

Netherlands



Universities and research institutions in Netherlands

SUBJECT AREA AND CATEGORY

Computer Science
Computer Science (miscellaneous)

PUBLISHER

Elsevier
BV

H-IND

7

Ad closed by Google

PUBLICATION TYPE

Conferences and Proceedings

ISSN

18770509

COVERAGE

2010-2020

INFOR

[Home](#)
[How to publish this journal](#)

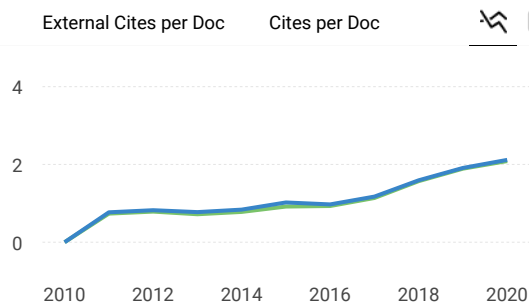
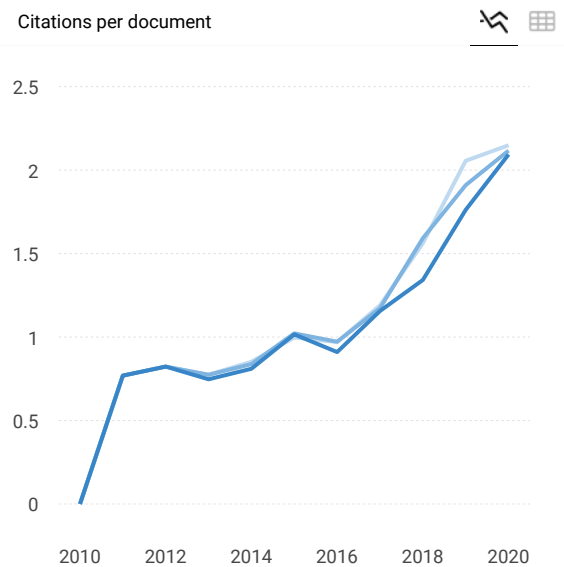
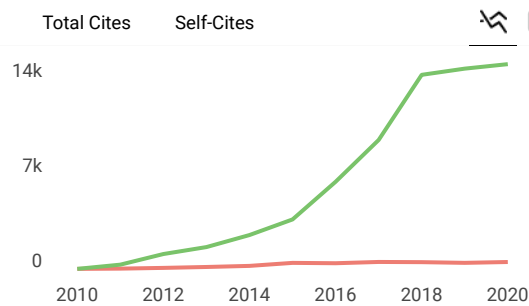
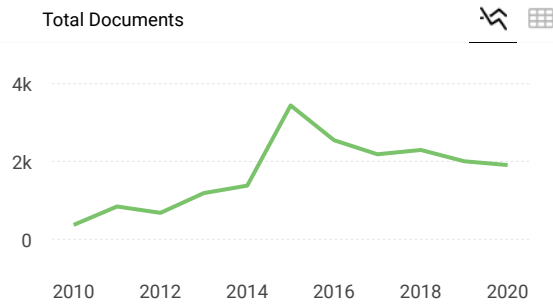
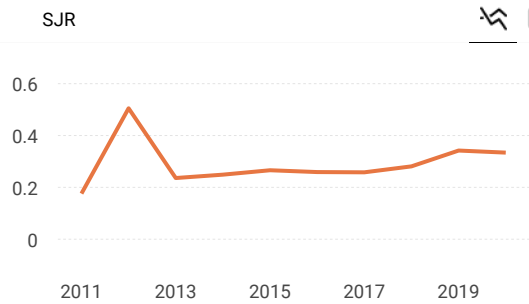
Ad closed by Google

SCOPE

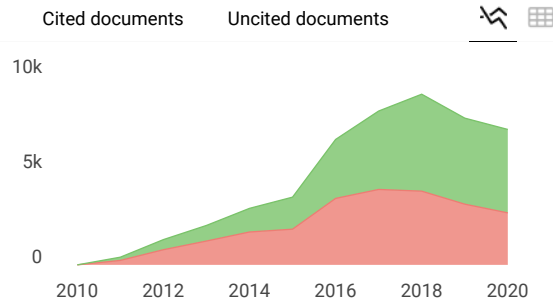
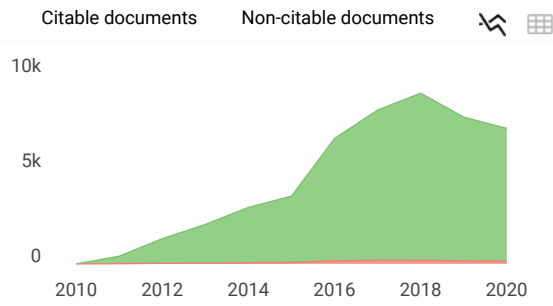
Launched in 2009, Procedia Computer Science is an electronic product focusing entirely on publishing high quality conference proceedings. Procedia Computer Science enables fast dissemination so conference delegates can publish their papers in a dedicated online issue on ScienceDirect, which is then made freely available worldwide.

Join the conversation about this journal

<p>VYATTA AIRBOOM PRO 3 TWS HEADSET BLUETOOTH - ENC, 32 Hours Playing Time, 14 in 1 Touch Sensor.</p> <p>IDR 699k IDR 299k</p> <p>BELI SEKARANG</p>	<p>Samsung Evo Plus MicroSD Memory Card with Adapter [256GB/ 100Mbps]</p> <p>Rp 2,3 JT IDR 748k</p> <p>BELI SEKARANG</p>	<p>CHIP MD HIGGS 1B (UNGU)</p> <p>IDR 80k IDR 72k</p> <p>BELI SEKARANG</p>
---	--	--



- Cites / Doc. (4 years)
- Cites / Doc. (3 years)
- Cites / Doc. (2 years)



Procedia Computer Science

Not yet assigned quartile

SJR 2020
0.33

powered by scimagojr.com

← Show this widget in your own website

Just copy the code below and paste within your html code:

```
<a href="https://www.scimaç
```

SCImago Graphica

Explore, visually communicate and make sense of data with our **new free tool**.

Get it



VYATTA AIRBOOM PRO 3 TWS HEADSET BLUETOOTH - ENC, 32 Hours Playing Time, 14 in 1 Touch Sensor.

IDR 689k **IDR 299k**

BELI SEKARANG

Samsung Evo Plus MicroSD Memory Card with Adapter [256GB/ 100Mbps]

Rp 2,3 Jf **IDR 748k**

BELI SEKARANG

CHIP MD HIGGS 1B (UNGU)

IDR 86k **IDR 72k**

BELI SEKARANG

Metrics based on Scopus® data as of April 2021

R **Robert** 3 months ago

Dear SCImago Team,
actually on the publisher website is indicated as a Journal here: <https://www.elsevier.com/catalog?producttype=journals>

I'm not a robot
reCAPTCHA
Privacy - Terms


Submit

The users of Scimago Journal & Country Rank have the possibility to dialogue through comments linked to a specific journal. The purpose is to have a forum in which general doubts about the processes of publication in the journal, experiences and other issues derived from the publication of papers are resolved. For topics on particular articles, maintain the dialogue through the usual channels with your editor.

Developed by:



Powered by:



Follow us on @ScimagoJR

Scimago Lab, Copyright 2007-2020. Data Source: Scopus®

EST MODUS IN REBUS

Horatio (Satire 1, 1, 106)