

TRANSVERSE STRESS DISTRIBUTION IN CONCRETE COLUMNS EXTERNALLY CONFINED BY STEEL ANGLE COLLARS

by Pamuda Pudjisuryadi

Submission date: 27-Nov-2020 02:11PM (UTC+0700)

Submission ID: 1457989117

File name: IIIA2a1_3_H-139_PROSIDING.pdf (162.36K)

Word count: 1607

Character count: 9128

5

TRANSVERSE STRESS DISTRIBUTION IN CONCRETE COLUMNS EXTERNALLY CONFINED BY STEEL ANGLE COLLARS

P.PUDJISURYADI¹****§§§§§, TAVIO², and P. SUPROBO³

¹Ph.D student-Department of Civil Engineering, Sepuluh Nopember Institute of Technology,
Surabaya, Indonesia; and

Faculty-Department of Civil Engineering, PETRA Christian University, Surabaya, Indonesia

²Department of Civil Engineering, Sepuluh Nopember Institute of Technology, Surabaya, Indonesia

³Department of Civil Engineering, Sepuluh Nopember Institute of Technology, Surabaya, Indonesia

ABSTRACT

Transverse confining stress in concrete columns has been known to enhance the strength and ductility. Recently, external confinement techniques have been widely developed due to the high demand of columns retrofits. For square or rectangular columns, providing effective confining stress by external retrofit is not an easy task. The stress concentration at corners causes highly non-uniform confining stress distribution. One approach of external retrofit for rectangular concrete column is by using steel collars. Simple collars consist of steel angles connected by bolts in their corners can be a promising retrofit method.

In this study, the proposed retrofit method is simulated by Finite Element approach using the ABAQUS software. Steel Collars consisting of four steel angles installed with uniform spacing are used to confine the columns externally. The model is subjected to uniform unit compressive pressure on top, and restraint by vertical rollers on the bottom. An important assumption is made by making perfect bond between concrete column and the steel collars. The connections at four corners of each collar are also assumed to be perfect. The main objective of the study is to observe if 3D Finite Element modeling by using ABAQUS can simulate the confining effect of the steel collars.

Results show that the steel collars suffer both axial and bending action in order to confine the concrete lateral expansion. Consequently, the concrete experiences transverse stress distributions from the confinement effect. However, relatively uniform transverse stress distribution due to strong contact between concrete and steel collars may not be achieved easily in actual practice. But the results indicate that if the steel collars are strong enough, more uniform transverse stress distribution can be expected. In conclusion, the Finite Element modeling by ABAQUS software in this study, can predict the behavior of the idealized retrofit approach.

Keywords: ABAQUS, finite element, steel collars, confining stress distribution, RC columns.

**** Corresponding author: E-mail: a.arwinamiruddin@yahoo.com

§§§§ Presenter: E-mail: a.arwinamiruddin@yahoo.com

1. INTRODUCTION

Transverse confining stress in concrete columns has been known to enhance the strength and ductility (Mander et.al. 1988, Saatcioglu and Razvi 1992, Sheikh and Uzumeri 1980). Such stress can be provided by internal confinement (conventional stirrups) or external confinement. Recently, external confinement techniques have been widely developed due to the high demand of columns retrofits (Chai et.al. 1994, Priestley et.al. 1994, Wu et.al. 2003). Many techniques have been proven to be successful in retrofitting circular columns. However, for square or rectangular columns, providing effective confining stress by external retrofit is not an easy task. The stress concentration at corners causes highly non-uniform confining stress distribution (Choi et.al. 2010, Guo et.al. 2006, Nesheli and Meguro 1992, Priestly et.al. 1994, Saatcioglu and Razvi 1992, Saatcioglu and Yalcin 2003, Xiao et.al. 2003). One new approach of external retrofit for rectangular concrete columns is by using steel collars (Hussain and Driver 2005, Liu et.al. 2008). This approach has advantage of being easy to use in practice. Simple collars consist of steel angles connected by bolts in their corners can be a promising retrofit method. Aside of non-uniform confining stress, the behavior of such approach is still not known well due to highly uncertainties in contact between steel collars and the rectangular concrete column. It is natural to conduct computer simulation before conducting experiment on new method with many specimens. This study, with some idealized assumptions, aims to observe the potential of the external retrofit method.

2. SPECIMEN CONSIDERED

In this study, a simple specimen of externally confined reinforced concrete column is considered. Steel Collars consisting of four steel angles installed with uniform spacing are used to confine the columns externally. The specimen considered can be seen in Figure 12.

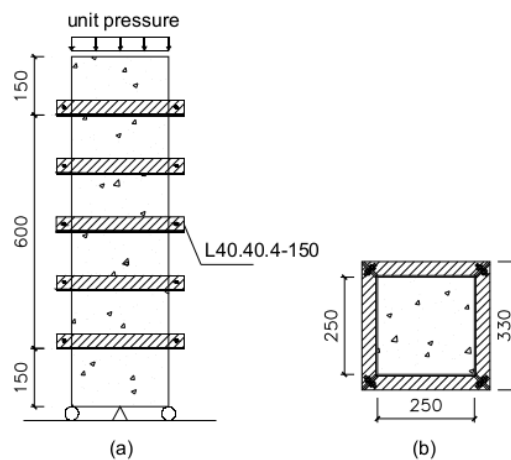


Figure 12: The Specimen Considered.

The concrete column model (250×250×900) is confined by steel angle collars (L40.40.4) equally spaced at 150 mm. The model is subjected to uniform unit compressive pressure on top, and restraint by vertical rollers on the bottom. The compressive strength of the concrete, f_c' is taken as 20 MPa (corresponding elastic modulus is determined by current Indonesian Concrete Code, the SNI 03-2847-1992). Steel elastic modulus, E_s is taken equal to 20000 MPa.

3. FINITE ELEMENT MODELING IN ABAQUS SOFTWARE

In this study, an important assumption is made by making perfect bond between concrete column and the steel collars. This assumption is modeled by giving “tie” constraint for contact surface between steel angle collars and concrete. The connections at four corners of each collar are also assumed to be perfect. This is modeled by blending the four steel angles into one monolithic steel angle collar, without connection in its corners (Figure 13).




Figure 13: Monolithic Model of Steel Collar Used in the Study.

Standard homogenous elastic materials are used for both concrete and steel. The restraints are modeled to allow the bottom of specimen to move freely in lateral direction, thus eliminating confinement effect of boundary condition. Element type used for both concrete and steel collars is the 8-noded 3D brick element (C3D8) without reduced integration. Under standard mechanical uniform compressive pressure, static linear analysis is performed on the specimen. The main objective of the study is to observe if 3D Finite Element modeling by using ABAQUS can simulate the confining effect of the steel collars. The whole model is meshed with 20 mm characteristic size. Illustration of the meshed specimen in ABAQUS can be seen in Figure 14.




Figure 14: The Finite Element 3D Model.

4. RESULTS AND DISCUSSION

Figure 15a shows the transverse stress contour on X-direction, sliced in the ⁷ mid-height of the specimen. It can be seen, that steel collars parallel to X-direction suffer more stress. Further, the outer most parts of the parallel steel angles show maximum tension stress. It verifies that combined axial and bending actions in the steel collars play role in confining the concrete (can be seen by un-uniform axial stress). In Figure 15b, the same transverse stress contour is plotted on the concrete only. It can be seen that, the sides of the concrete experience nearly uniform pressure from the collars. This is due to the assumption of perfectly bond contact between concrete and steel. In reality, the assumption logically is not entirely correct. The transverse stress distribution is not necessarily uniform in real practice.

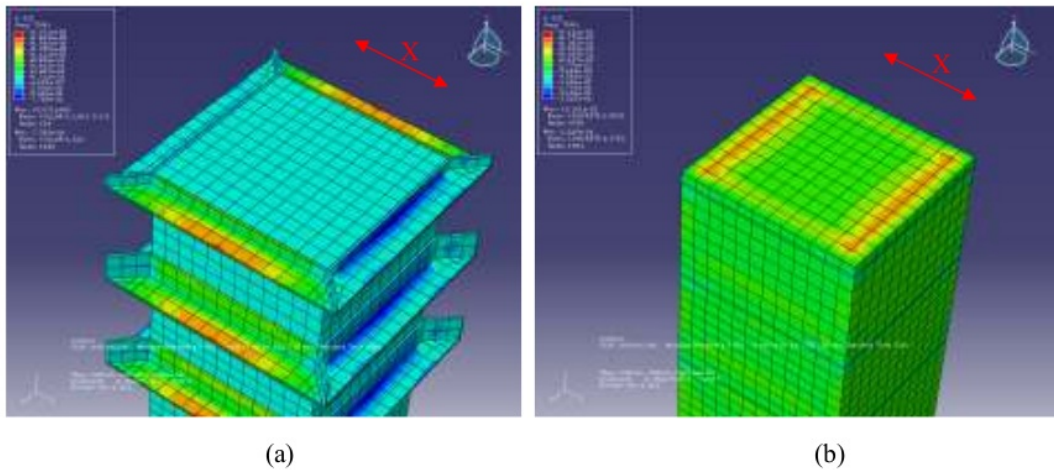


Figure 15: Typical Cross Sectional Transverse Stress Distribution (a) at steel collar, and (b) at concrete column.

5. CONCLUSION

To summarize the study, some points can be concluded:

- The results indicate that if the steel collars are strong enough, near uniform transverse stress distribution can be expected.
- The Finite Element modeling by ABAQUS software in this study, can predict the behavior of the idealized retrofit approach.

REFERENCES

- Chai, Priestley, Seible (1994). Analytical Model For Steel Jacketed RC Circular Bridge Columns. *Journal of Structural Engineering*, ASCE, vol.120., no.8, August 1994, pp.2358-2376.
- Choi E., Chung Y.S., Park J., Cho B.S. (2010). Behavior Of Reinforced Concrete Columns Confined By New Steel-Jacketing Method. *ACI Structural Journal*, V.107., no.6, Nov-Dec 2010, pp.654-662.
- Guo, Z.X, Zhang, J., Yun, Z. (2006). Experimental Study On A New Retrofitted Scheme For Seismically Deficient RC Columns. *Proceedings : 4th International Conference on Earthquake Engineering*, Taipei, Taiwan – 2006, paper no.109.
- Hussain M.A., Driver R.G. (2005). Experimental Investigation of External Confinement of Reinforced Concrete Columns by HSS Collars. *ACI Structural Journal*, V.102, 2005, No.2:242-251.
- Liu J., Driver R.G., Lubell A.S. (2008). Rehabilitation and Repair of Reinforced Concrete Short Columns with External Steel Collars. *Structural Engineering Report No.281*, Department of Civil & Environmental Engineering, University of Alberta. October 2008.
- Mander, Priestly, Park. (1988). Theoretical Stress-Strain Model For Confined Concrete. *Journal of Structural Engineering*, ASCE, vol.114., no.8, August 1988, pp.1804-1826.
- Nesheli K.N., Meguro K. (1992). External Prestressing Concrete Columns with Fibrous Composite Belts. *FRPRCS-7, SP-230-92*, pp.1631-1645.
- Priestley, Seible, Xiao, Verma (1994). Steel Jacket Retrofitting Of Reinforced Concrete Bridge Columns For Enhanced Shear Strength – Part 1: Theoretical Consideration And Test Design. *ACI Structural Journal*, V.91., no.4, Jul.-Aug. 1994, pp.394-405.
- Priestley, Seible, Xiao, Verma (1994). Steel Jacket Retrofitting Of Reinforced Concrete Bridge Columns For Enhanced Shear Strength – Part 2: Test Results And Comparison With Theory. *ACI Structural Journal*, V.91., no.5, Sep.-Oct. 1994, pp.537-551.
- Saatcioglu, Razvi (1992). Strength And Ductility Of Confined Concrete. *Journal of Structural Engineering*, ASCE, vol.118., no.6, June 1992, pp.1590-1607.
- Saatcioglu M., Yalcin C. (2003). External Prestressing Concrete Columns for Improved Seismic Shear Resistance. *Journal of Structural Engineering*, ASCE, vol.129., no.8, August 2003, pp.1057-1070.
- Sheikh S.A., and Uzumeri S.M. (1980). Strength and Ductility of Tied Concrete Columns. *Proceedings, ASCE*, V. 106, ST5, May 1980, pp. 1079-1102.
- Wu Y.F., Griffith M.C., Oehlers D.J. (2003). Improving the Strength and Ductility of Rectangular Reinforced Concrete Columns through Composite Partial Interaction: Tests. *Journal of Structural Engineering*, ASCE, vol.129., no.9, September 2003, pp.1183-1190.
- Xiao Y., ASCE M., Wu H. (2003). Retrofit Of Reinforced Concrete Columns Using Partially Stiffened Steel Jacket. *Journal of Structural Engineering*, V.129., no.6, 2003, pp.725-732.

This page is intentionally blank

TRANSVERSE STRESS DISTRIBUTION IN CONCRETE COLUMNS EXTERNALLY CONFINED BY STEEL ANGLE COLLARS

ORIGINALITY REPORT

17%

SIMILARITY INDEX

15%

INTERNET SOURCES

7%

PUBLICATIONS

2%

STUDENT PAPERS

PRIMARY SOURCES

1	ced.petra.ac.id Internet Source	6%
2	www.scribd.com Internet Source	3%
3	s3-eu-west-1.amazonaws.com Internet Source	1%
4	Suprobo, P, B Kusuma, and Taviu. "Ductility of confined reinforced concrete columns with welded reinforcement grids", Excellence in Concrete Construction through Innovation Proceedings of the conference held at the Kingston University United Kingdom 9 - 10 September 2008, 2008. Publication	1%
5	puslit2.petra.ac.id Internet Source	1%
6	Muhammad Tahir, Haytham F. Isleem, Zhenyu	1%

Wang. "Axial compressive stress–strain model for hybrid-reinforced concrete columns with FRP ties", Proceedings of the Institution of Civil Engineers - Structures and Buildings, 2019

Publication

7	ira.lib.polyu.edu.hk Internet Source	1%
8	worldwidescience.org Internet Source	1%
9	Moochul Shin, Bassem Andrawes. "Parametric Study of RC Bridge Columns Actively Confined with Shape Memory Alloy Spirals under Lateral Cyclic Loading", Journal of Bridge Engineering, 2014 Publication	1%
10	ijcsm.springeropen.com Internet Source	1%
11	www.wsdot.wa.gov Internet Source	1%

Exclude quotes On

Exclude matches < 1%

Exclude bibliography On