




ITS
Institut
Teknologi
Sepuluh Nopember



ICEEDM

**The 2nd International Conference
on Earthquake Engineering
and Disaster Mitigation (ICEEDM-II 2011)**

**“Seismic Risk Reduction and Damage Mitigation
for Advancing Earthquake Safety of Structures”**

19 - 20 July 2011, Shangri-La Hotel, Surabaya, Indonesia

FULL PAPER

ISBN: 978-602-97462-2-8

Organized by:

**Department of Civil Engineering, Sepuluh Nopember
Institute of Technology (ITS), Surabaya, Indonesia**



**The 2nd ICEEDM Secretariat
c/o Tavio (Chairman for Organizing Committee)
Department of Civil Engineering
Sepuluh Nopember Institute of Technology (ITS)
ITS Campus, Keputih, Sukolilo
Surabaya 60111, Indonesia
Phone : +62-31-594 6094
Fax : +62-31-594 7284
Email : iceedm2011@ce.its.ac.id
Website : <http://iceedm2011.ce.its.ac.id/>**


ICEEDM



ICEEEDM II 2011

**19 - 20 July 2011, Shangri-La Hotel
Surabaya, Indonesia**

FULL PAPER



LIST OF CONTENT

PREFACE	i
WELCOMING SPEECH FROM ITS PRESIDENT	iii
 KEYNOTE AND INVITED SPEAKERS	
Seismic Isolation for Housing, Schools and Hospitals in The Urban Environment <i>James M. Kelly and Dimitrios Konstantinidis</i>	1
 The Role of IAEE in A Seismically Perilous World <i>Polat Gülkan</i>	 11
 Background, Historical Development, and Key Role of Lateral Steel in Enhancing Ductility of RC Members <i>P. Suprobo, Tavio, B. Suswanto, and D. Iranata</i>	 17
 Cumulative Ductility Under Earthquake Loads <i>Adang Surahman</i>	 31
 Lessons for Building Safety Evaluation Systems from The 2010 Canterbury Earthquake and Aftershocks C. W. K. Hyland and S. Wijanto	 45
 Experimental Study and Evaluation on The Seismic Behavior of Coupling Beams E. Lim, C.H. Cheng, and S.J. Hwang	 55
 Some Methods to Develop Seismic Vulnerability Functions for Loss Modeling <i>Keith Porter</i>	 67
 The Role of Earthquake Vulnerability Research in Risk Mitigation <i>Mark Edwards</i>	 69

Tehran Seismic Risk and New Hazard-Compatible Urban Planning and School Safety Program <i>Mohsen Ghafory-Ashtiany</i>	85
A Practice-Oriented Method for Nonlinear Seismic Analysis of Building Structures <i>P. Fajfar and M. Kreslin</i>	101
Some Recent Efforts in Earthquake Hazard and Risk Analyses for Disaster Risk Reduction in Indonesia <i>I Wayan Sengara, Masyhur Irsyam, Indra D. Sidi, Widiadnyana Merati, Krishna S. Pribadi, Made Suarjana, Mark Edwards</i>	113
Retrofitting of St. Leo Chapel in Padang, Damaged by The September 30, 2009 West Sumatra Earthquake <i>Teddy Boen and Lenny</i>	131
Response of Singapore Buildings to A Giant Earthquake in Sumatra Tso-Chien Pan, Kusnowidjaja Megawati, and Key Seng Goh	143
 A. Case Histories in Earthquake Engineering Design and Construction	
Assessment of Reinforced Concrete Bridge Under Earthquake Resistance Design Considering Corrosion Effect <i>A.B.Delima, Y-C. Ou, IGP. Raka</i>	A-1
Synthetic Ground Motion Compatible With SNI-02-1726-2002 <i>Paulus Karta Wijaya , Daisy Natania</i>	A-9
 B. Case Histories in Recent Earthquake	
Strong Ground Motion by September 30, 2009 Pariaman Earthquake and Damage to Large Scale Buildings <i>Mulyo H. Pradono, Yozo Goto, Rusnardi P. Rahmat, Akio Hayashi, and Kazuhiro Miyatake</i>	B-1

Lessons Learned from the 2010 Canterbury Earthquake and Aftershocks, New Zealand B-11
Sugeng Wijanto, Clark W.K. Hyland and Takim Andriono

Seismic Performance Evaluation of an R/C Beam-Column Joint Damaged by the 2009 B-19
West Sumatra Earthquake
Yasushi Sanada, Yoshiaki Nitta, Takuya Tomonaga, Yuta Sashima and Maidiawati

C. Community-based Disaster Risk Management

Group Decision in Reducing Impact of Natural Disaster C-1
Christiono Utomo and Arazi Idrus

Lessons for Building Safety Evaluation Systems from the 2010 Canterbury Earthquake C-9
and Aftershocks
Clark W.K. Hyland and Sugeng Wijanto

Strategy for Managing Disaster of Sidoarjo Mudflow C-19
I Putu Artama Wiguna and Amien Widodo

D. Geotechnical Earthquake Engineering

Use Of Microtremors For Site Effects Evaluation In Singapore D-1
Cheng Zhu, Kusnowidjaja Megawati, and Meya Yanger Walling

Local Site Effect of a Landslide in Jember Based On Microtremor Measurement D-11
Dwa Desa Warnana, Ria Asih Aryani Soemitro Widya Utama and Alain Tabbagh

Depth Estimation of Seismic Bedrock of the Kanto Sedimentary Basin of Japan by the D-17
Nonstationary Ray Decomposition Method
Haitao Zheng and Kusnowidjaja Megawati

Characterization of Sediment Cover Based on Fundamental Frequency - Case Study of D-25
Surabaya, Padang and Pariaman
Meya Yanger Walling and Kusnowidjaja Megawati

Random Vibration Theory (Rvt) Based Seismic Site Response Analysis <i>Sindhu Rudianto</i>	D-31
--	------

E. Non-engineered Buildings

Simple House Earthquake-Resistant With Precast System <i>Harun Alrasyid, Munarus Suluch</i>	E-1
--	-----

Comparing Damage to Building Structures Due to the 2009 West Java Earthquake in Indonesia <i>H. Choi, Y. Sanada, M. Kuroki, M. Sakashita, M. Tani, Y. Hosono, S. Musalamah and F. Farida</i>	E-9
---	-----

Study The Traditional Joint Of Bamboo Houses In The Earthquake by Tilting Table <i>Purwito</i>	E-19
---	------

F. Performance-based Design

Behavior of R/C Columns Confined With Code Non-Compliance Confining Reinforcement Plus Supplemental Pen-Binder Under Axial Concentric Loading <i>A. Kristianto, I. Imran and M. Suarjana</i>	F-1
---	-----

Effect of Suppressing Number of DOF on the Response of NLTHA and MPA of a Rigid Connection RC Multi Span Bridge under Strong Earthquake Motion <i>B. Budiono, E. Yuniarsyah</i>	F-11
--	------

Seismic Performance of Structures With Vertical Geometric Irregularity Designed Using Partial Capacity Design <i>I. Muljati, B. Lumantarna</i>	F-21
---	------

Seismic Risk of Important Buildings (Case: Hospitals in Indonesia Recent Earthquakes) <i>I. Satyarno</i>	F-29
---	------

Tire Base Foundation For Earthquake Resistant Houses <i>Ingemar Saevfors</i>	F-37
The Behaviour of Cross Nail-Laminated Timber (CNLT) Shearwall Under Cyclic Loading <i>J.A. Tjondro and A. Onky</i>	F-45
Pushover Analysis of Jacket Structure in Offshore Platform Subjected to Earthquake with 800 Years Return Period <i>M. Irmawan, B. Piscesa and I. A. Fada</i>	F-55
In-elastic Performance of 2D-Two Bay Ordinary Concentrically Braced Steel Frame <i>P. Pudjisuryadi, and Tavio</i>	F-65
Optimization of Sensor Locations for Bridge Seismic Monitoring System Using Genetic Algorithms <i>Reni Suryanita, Azlan Adnan</i>	F-71
Evaluation of Performance of Six-Story Structures Using Pushover Analysis in Soft Soil and Medium Soil <i>S. A. Nurjannah, Y. Megantara, C. Yudha</i>	F-79
A Numerical Study of Three Dimensional Structural Models Controlled by Passive Tuned Mass Dampers Against Seismic Excitations <i>S.Shahrokhi , and F.R.Rofooi</i>	F-89
Investigation on Performance of Active Tuned Mass Dampers (ATMD) on Vibration Control of Three-Dimensional Structural Control <i>S.Shahrokhi , and F.R.Rofooi</i>	F-97
Comparing Different Bottom Shear Stress Calculation Method for Irregular Waves <i>Taufiqur Rachman and Suntoyo</i>	F-107

Prediction of Peak Stress for Concrete Confined with Welded Wire Fabric	F-117
<i>B. Kusuma, Tavio, and P. Suprobo</i>	

G. Probabilistic and Deterministic Seismic Hazard assessment

Community-Based Open Standards and Data for Hazard Modeling in the Global Earthquake Model	G-1
<i>M. Pagani, H. Crowley, R. Pinho</i>	

H. Retrofit, Rehabilitation, and Reconstruction

Shear Strengthening Effect of RC Beams Retrofitted by CFRP Grid and PCM Shotcrete	H-1
<i>A. Arwin Amiruddin</i>	
Comparison Study of Concentrically Braced Frames (CBF) and Buckling Restrained Braced Frames (BRBF) on Steel Structure Building Subjected to Earthquake Load	H-9
<i>B. Suswanto and D. Iranata</i>	
Finite Element Modeling for Reinforcing Steel Subjected to Reversed Cyclic Loading with Severe Tensile and Compressive Strain Demands	H-19
<i>D. Iranata and B. Suswanto</i>	
Seismic Response on Jointless Composite Retrofitted Bridges Using Link Slab	H-27
<i>H. Sugihardjo</i>	
Fracture Mechanics Approach in Determining Pressure and Injection Time To Repair Concrete Cracks	H-37
<i>Jonbi, Ivindra Z Pane</i>	
A Study on The Effect of Earthquake Resistant Reinforcement Using Ground Solidification Body for Underground Structure	H-45
<i>K.Urano, Y. Adachi, T. Nishimura, M. Kawamura, and J. Tanjung</i>	

Behavior of Precast Beam Connections For Seismic-Resistant Houses Under Cyclic Loading	H-51
<i>L. S. B. Wibowo, Tavio, H. Soegihardjo, E. Wahyuni, and D. Iranata</i>	
Method for Improving Adhesion Between Concrete Structures Surface and External Fiber System Reinforcing	H-61
<i>Mauricio Iván Panamá, Amando Padilla, Antonio Flores, Luis Rocha</i>	
Alternative Strategies to Enhance The Seismic Performance of a Non-Ductile RC Structure	H-71
<i>Marco Valente</i>	
Dissipative Friction Devices for Seismic Upgrading of Precast Buildings	H-83
<i>Marco Valente</i>	
Seismic Protection of Steel Structures by Fluid Viscous Devices	H-93
<i>Marco Valente</i>	
Rehabilitation of Earthquake-Damaged and Seismic-Deficient Structures Using Fibre-Reinforced Polymer (FRP) Technology	H-105
<i>Ong Wee Keong</i>	
Bamboo Use for Earthquake Resistance Housing	H-111
<i>Sri Murni Dewi</i>	
Behavior of Precast Column Connections For Seismic-Resistant Houses Under Cyclic Loading	H-119
<i>Tavio, H. Soegihardjo, E. Wahyuni, D. Iranata, and L. S. B. Wibowo</i>	
Incremental Rapid Visual Screening Method for Seismic Vulnerability Assessment of Existing Buildings	H-127
<i>Yadollahi. M, Adnan. A, and Rosli. M. Z.</i>	

Transverse Stress Distribution in Concrete Columns Externally Confined by Steel Angle Collars H-139

P. Pudjisuryadi, Taviyo, and P. Suprobo

I. Seismic and Tsunami Disaster Mitigation and Management

Damage Mitigation Using Structural Health Monitoring Based on Wireless Sensor Networks Technology I-1

Amin Suharjono, Wirawan, Gamantyo Hendrantoro

Minimizing Earthquake Threat To School Building By Using Sustainable Visual Assessment And Detail Analysis I-11

Choo Kok Wah, Dr. Rozana Zakaria and Mohd. Zamri Bin Ramli

Evaluation of Building Structure Using Shearwall on Soft Soil By Performance-Based Design Method I-19

Christanto Yudha, Yoga Megantara, S.A Nurjannah

Tsunami Evacuation Simulation for Disaster Awareness Education and Mitigation Planning of Banda Aceh City I-29

Muzailin Affan, Yozo Goto and Agussabti

Test of Coupling Beam Systems with an Energy Dissipation Device I-45

Taesang Ahn, Youngju Kim and Sangdae Kim

Evacuation Response of the People in Meulaboh after the May 9, 2010 Earthquake I-51

Yudha Nurdin, Diyah K. Yuliana, Ardiansyah, Muzailin Affan and Yozo Goto

J. Seismic Zonation and Microzonation

Shear-Wave Velocity Structure Underneath Surabaya Inferred From Microtremor Survey J-1

Kusnowidjaja Megawati, Xiaofang Deng, Meya Yanger Walling and Hiroaki Yamanaka

Site Response Evaluation for Earthquake Hazard Analysis of Surabaya Metropolitan J-9
M. Farid Ma'ruf, Amien Widodo, and Suwarno

Soil-Structure Resonance Base on Observations of Horizontal-To-Vertical Spectral J-15
Ratios of Microtremor (Case Study: Pare, Kediri District-East Java)
Triwulan, W. Utama, D.D. Warnana and Sungkono

K. Soil-structure Interaction

Effect of Soil Condition on Response Control of Adjacent Structures Connected by K-1
Viscous Damper
Chirag Patel

L. Tsunami Modeling

Numerical Modeling of Tsunami L-1
M. Cahyono, Gneis Setia Graha and Andi Abdurachim

M. Tsunami Early Warning System

N. Disaster Management

Visualisation in The Implementation of Seismic Codes on Residential Houses as an N-1
Educational Tool For Construction Actors
Setya Winarno

O. Any Related Topics

Identification of Dynamic Characteristics of a Building Using Recorded Seismic O-1
Response Data
Agung Budipriyanto

Development of Artificial Neural Networks With Different Value of Learning Rate and O-11
Momentum For Predicting The Compressive Strength of Self Compacting Concrete at
28 Days
Akhmad Suryadi, Triwulan, and Pujo Aji

Response of Adjacent Structures Connected by Friction Damper <i>Chirag Patel</i>	O-23
Progressive Collapse of RC Frames Under Blast Loading <i>Elvira</i>	O-33
Structural Behaviour of Submerged Floating Tunnels With Different Cable Configurations Under Seismic Loading <i>Endah Wahyuni, IGP Raka, Budi Suswanto and Ery Budiman</i>	O-43
Study of Eccentricity Effects on Reduction Factors of Square Reinforced Concrete Columns Using Visual Basic 6.0 Program <i>Iman Wimbadi, Tavio, and Raditya Adi Prakosa</i>	O-53
Numerical Simulation of Seismic Wave Propagation Near a Fluid-Solid Interface <i>Pranowo, Y. A. Laksono, W. Suryanto, Kirbani SB</i>	O-63
Behavior of Hybrid Reinforced Concrete T-beams with Web Opening under Monotonic Loading <i>Tanijaya, J.</i>	O-77



ITS
Institut
Teknologi
Sepuluh Nopember

CERTIFICATE OF ATTENDANCE



The 2nd International Conference on Earthquake Engineering and Disaster Mitigation (ICEEDM-II 2011)

“Seismic Risk Reduction and Damage Mitigation for Advancing Earthquake Safety of Structures”

19 - 20 July 2011, Surabaya, Indonesia

Is hereby granted to

PAMUDA PUDJISURYADI, S.T., M.Eng.

As a

PRESENTER



Dr. Ir. Hidayat Soegihardjo Masiran, MS.
Head of Civil Engineering Department, ITS



Tavio, PhD
Chairman, Organizing Committee



IAEE

IN-ELASTIC PERFORMANCE OF 2D-TWO BAY ORDINARY CONCENTRICALLY BRACED STEEL FRAME

P. PUDJISURYADI^{1†‡§§§}, and TAVIO²

¹*Ph.D student-Department of Civil Engineering, Sepuluh Nopember Institute of Technology,
Surabaya, Indonesia; and*

Faculty-Department of Civil Engineering, PETRA Christian University, Surabaya, Indonesia

²*Department of Civil Engineering, Sepuluh Nopember Institute of Technology, Surabaya, Indonesia*

ABSTRACT

In this study, in-elastic performance of 2D-two bay ordinary concentrically braced steel framed is observed. The steel structure has equally 6m bays, and five stories with uniform 4m floor to floor height. It is assumed as a part of common office building resting on soft soil of Zone 6 in Indonesian Seismic Map (SNI 03-1726-2002). The seismic reduction factor, R is taken as much as 3.0. All braces are assumed to reach their capacity during severe earthquake event. The steel grade used for whole structure is kept the same in order to stimulate the commonly available steel used in Indonesian construction industry ($f_y=240$ MPa, $f_u=370$ MPa). Steel design is carried out by using Indonesian Steel Structure Code (SNI 03-1729-2002), while the in-elastic performance is evaluated by non-linear static pushover analysis. The non-linear hinge properties are adopted from Table 5 of FEMA 356 which and generated automatically inside SAP2000 software package.

Design result of the particular chosen geometry size, shows that the braces are controlled dominantly by slenderness ratio limitation. To satisfy the limitation criteria, the maximum axial stress ratio of the braces is still as low as 0.389. Beams and columns, which have to remain elastic while subjected to axial resistance capacity of the braces, have higher reserve capacity. Observed in-elastic behavior by non-linear static pushover shows that the structure still remains in elastic range due to design earthquake (500 years return period). However, with increasing demand spectra, it is observed that plastic hinges start to develop in the lower story of compression braces and propagate to higher story. It is concluded that the code provision succeeds to isolate the damage in braces. However, slenderness ratio limitation of braces specified by the code, if not accompanied by appropriate selection of steel grade (i.e. using lower steel grade), can result in over-conservative design.

Keywords: Seismic Performance, Ordinary Concentrically Braced Steel Frame, Non-linear Static Pushover.

†‡ Corresponding author: E-mail: pamuda@peter.petra.ac.id

§§§ Presenter: E-mail: pamuda@peter.petra.ac.id

1. INTRODUCTION

To design seismic resistant structures with ductility concept is widely accepted practice. For any systems, the design should be conducted carefully that the damage will occur in selected parts of the structure which leads to a ductile mechanism. This concept is commonly adopted in the building codes. In Indonesia, such code for steel structure is the SNI 03-1729-2002. One system which is covered by the code is the ordinary concentrically braced frame (OCBF). OCBF has the most significant advantage of being very stiff, while maintains a reasonable ductility level. This system is not rare be used as substitution for moment resisting frame system. Conceptually, the OCBF stable ductile behavior is controlled by buckling mechanism of the braces, while maintain the beams and columns to remain elastic (Bruneau et.al. 1998).

2. STRUCTURE CONSIDERED

In this study, in-elastic performance of 2D-two bay ordinary concentrically braced steel framed is observed. The steel structure has equally 6m bays, and five stories with uniform 4m floor to floor height. It is assumed as a part of common office building resting on soft soil of Zone 6 in Indonesian Seismic Map (SNI 03-1726-2002). The seismic reduction factor, R is taken as much as 3.0. All braces are assumed to reach their capacity during severe earthquake event. The steel grade used for whole structure is kept the same in order to stimulate the commonly available steel used in Indonesian construction industry (BJ37 with $f_y=240$ MPa, $f_u=370$ MPa). All frame connections are considered rigid, while braces are pin connected to the frames. The structure illustration can be seen in Figure 10.

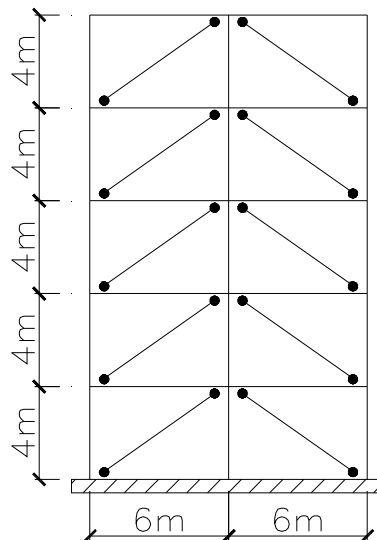


Figure 10: The Structure Considered.

3. STEEL DESIGN

Steel design is carried out by using Indonesian Steel Structure Code (SNI 03-1729-2002). Braces are designed as axial compression and tension members. In addition to conventional axial member design, a slenderness ratio limitation (Equation 1) should be satisfied in ordinary concentrically braced frame.

$$\frac{k \cdot L}{r} < \frac{1900}{\sqrt{f_y}} \quad (1)$$

In Equation 1, the effective length factor, k is taken as 1.0 (braced simple connected member), while L , r , and f_y indicate un-braced length, radius of gyration, and steel yield strength, respectively. Beams and columns are designed as beam column members, as they suffer from both axial and bending actions. The frame should be designed stronger than the braces to ensure the plastic mechanism is controlled by the buckling of braces. This is accommodated by designing the beams and columns to withstand the axial resistance capacity of the braces in addition to the factored stress resultants (Bruneau et.al. 1998). The complete steel design can be seen in Figure 11.

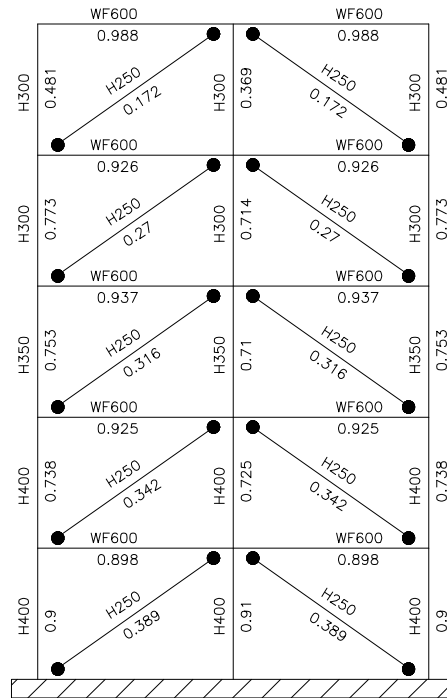


Figure 11: Steel Design Result.

The numbers shown in Figure 11 are the axial interaction ratio, and combined axial-bending interaction ratio in braces, and the frames, respectively. It should be noted that in this particular study, the braces design is governed by the slenderness ratio limitation (Equation 1). Thus, the

braces still have relatively low axial interaction ratio (0.389). With the fact that the frames design is dominated by axial resistance capacity of the braces, they are more conservatively designed than the braces.

4. IN-ELASTIC PERFORMANCE OF THE STRUCTURE

In-elastic performance is evaluated by non-linear static pushover analysis. The non-linear hinge properties are adopted from Table 5 of FEMA 356 which and generated automatically inside SAP2000 software package. Performance point at design earthquake demand spectra (500 years return period) can be seen in Figure 12. Figure 12 shows that the structure still in elastic range due to the conservative design. If one increases the demand spectra beyond the design earthquake, it is observed that plastic hinges develops. The hinges start to form in the lower story of compression braces and develop to higher story (Figure 13a). Finally, Figure 13b shows the hinge formations with base shear as much as 2.24 times the design earthquake.

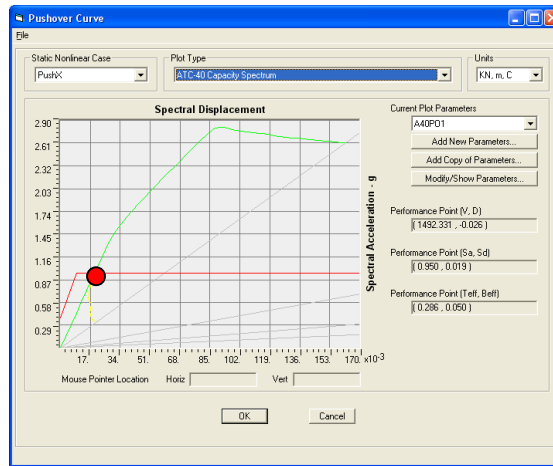
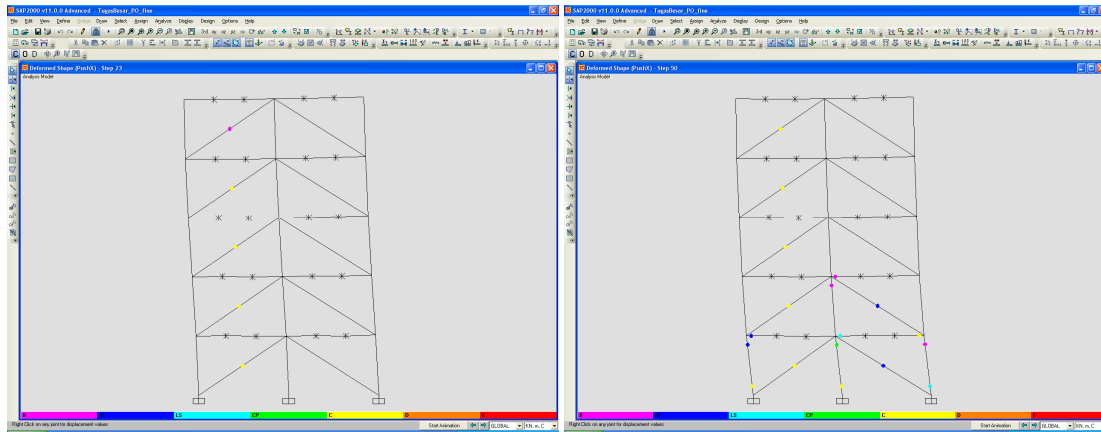


Figure 12: Performance Point



(a)

(b)

Figure 13: Subsequent plastic hinge development.

5. CONCLUSION

It can be concluded that slenderness ratio limitation of braces specified by the code, if not accompanied by appropriate selection of steel grade (i.e. using lower steel grade), can lead to over conservative design. However, the expected mechanism is achieved in the study that the frame is damaged after the braces yields at their axial capacity.

REFERENCES

- Bruneau, M., Uang, C.M., dan Whittaker, A. (1998). Ductile Design of Steel Structures. McGraw-Hill, New York, Chapter 7.
- Badan Standarisasi Nasional (2002). Tata Cara Perencanaan Ketahanan Gempa untuk Bangunan Gedung. SNI 03-1726-2002 – the Indonesian Earthquake Code.
- Badan Standarisasi Nasional (2002). Tata Cara Perencanaan Struktur Baja untuk Bangunan Gedung. SNI 03-1726-2002 – the Indonesian Steel Structure Code.
- FEMA (2000). Prestandard and Commentary for Seismic Rehabilitation of Buildings. Report FEMA 356. Federal Emergency Management Agency. Washington, D.C.