



IT Management
Faculty of Engineering



The Association of Thai Digital Industries



TIMES-iCON

The Technology Innovation Management and
Engineering Science International Conference

The 3rd Technology Innovation Management and Engineering Science International Conference (TIMES-iCON2018)

Bangkok, Thailand

Programs and Abstracts TIMES-iCON2018





TIMES-iCON

The Technology Innovation Management and
Engineering Science International Conference



<http://times-icon.org>



SCiT
Faculty of Science and
Industrial Technology



SVQA
Expert Beyond IT



TIMES-iCON2018 Technical Programs at a Glance

Day 1: Dec 12th, 2018

17.00-18.30

Registration

Day 2: Dec 13th, 2018

08:00-09:00

Registration

09:00-09:30

Opening Ceremony

09:30-10:15

Keynote : Dr. Pheeradej Na Nan : Topic: (Tentative) : 5G & Digital Transformation

10:15-10:30

Coffee Break

Session Room	Room1		Room 2	
Session Topic	Science and Technology Engineering I		Data Science and Big Data	
Session Chair	Tian-Bo Deng		Sotarath Thammaboosadee	
10:30-10:45	1570497057	<i>The development of Instructional Packages of Op Amps and Linear IC for Curriculum Diploma of Vocational Education Students</i>	1570501136	<i>Text Mining Analysis on Determinants of Environmental Costs Expenditure as Time Series Data</i>
10:45:11:00	1570491801	<i>Novel Constraint-Linearization Methodology for Designing High-Accuracy Phase Equalizer</i>	1570502357	<i>Unsupervised Classification of Geometrical Data based on Particle Swarm Optimization</i>
11:00-11:15	1570503054	<i>Design the Feature Extraction for Real Time Inspection of Welding Quality</i>	1570505433	<i>Video Representation Learning for CCTV-based Violence Detection</i>
11:15-11:30	1570497058	<i>Design of a Low Power DC-DC Buck Converter Utilizing Pulse Width Modulation and Pulse Frequency Modulation for Cacao Pod Maturity Testing Device</i>	1570505893	<i>Development of diagnostic method and algorithm for skin type based on consumer language and sentiment</i>
11:30-11:45	E06	<i>Academic Publishing Solution based on L ATEX Class Package Implementation for ITMSOC Journal</i>	1570506675	<i>Social CRM Analytics Model on Malaysian Institutes of Higher Learning (IHLs)</i>
11:45-13:30	Lunch			
Session Room	Room1		Room 2	
Session Topic	Information Technology Management I		Information Technology Management II	
Session Chair	Thanwadee Chinda		Taweesak Samanchuen	
13:30 - 13:45	1570497346	<i>Model of Tracking and Identification System in Micro-Location Base</i>	1570504897	<i>Real Time Boundary Density based Moving Object Extraction</i>
13:45 - 14:00	1570505958	<i>Dynamic SAR for Efficient Container Auto-Scaling based on Network Traffic Prediction</i>	1570504972	<i>Chatbot Utilization for Medical Consultant System</i>
14:00 - 14:15	1570501432	<i>Computerized Medical Device Management System</i>	1570506532	<i>Computerized Fuse Auto Changeover System With RS485 Bus Reporting & Multiple IOT Cloud Connectivity Avenues</i>
14:15 - 14:30	1570504777	<i>Identifying Standard Testing Time for Estimation Improvement in IT Project Management</i>	1570500584	<i>A Fail Safe Connectivity Oriented Telemedicine System For Indian Landscape Using Raspberry Pi SBC & IOT</i>
14:30 - 14:45	E01	<i>Museum Interactive Information Broadcasting Using Indoor Positioning System and Bluetooth Low Energy: a Pilot Project on Trowulan Museum Indonesia</i>	1570505697	<i>IoT Based Water Level Control System</i>

14:45 - 15:00	E07	Factor analysis of inventory management in Thai construction industry	E02	Ionic and Metallic Bonding Visualization Using Augmented Reality
15:00-15:15	Coffee Break			
Session Room	Room1		Room 2	
Session Topic	Science and Technology Engineering II		Digital Business Management, Project Management and Organizational Development	
Session Chair	Olarik Surinta		Rangsipan Marukatat	
15:15 - 15:30	1570501155	Data Envelopment Analysis (DEA) and TOPSIS to Select Welding Process at Storage Tank in the Food and Beverage Industry	1570499168	Technical analysis for cryptocurrency trading on mobile phones
15:30 - 15:45	1570501858	Comparative study of Constrained Handling Techniques of Constrained Differential Evolution Algorithm Applied to Constrained Optimization Problems in Mechanical Engineering	1570499403	Analysis of the problems of current smart city and Countermeasures in China
15:45 - 16:00	1570506533	ReverseRoute: An Application-layer Scheme for Detecting Blackholes in MANET using Mobile Agents	1570501037	Impact of Social Ties and Institutional Support System on the Performance of SMEs: An Empirical Study from Benin
16:00 - 16:15	1570505229	Rice Bran Stabilization Using Natural Organic Acids And Optimization Of Microwave Extraction on Free Fatty Acids and Protein	1570501375	Indicators for Automotive Industry in Thailand: Frequency Analysis
16:15 - 16:30	1570505339	A Medical Knowledge-Based System Shell for Thai Physicians	1570505493	Dealing with Change in Software Development: A Challenge for Requirements Engineering
16:30-16:45			E08	Factors Influencing Food Waste Management in Phnom Penh, Cambodia: Data Collection
19:00-22:00	Banquet			
Day 3: Dec 14th, 2018				
08:00-09:00	Registration			
Session Room	Room1		Room 2	
Session Topic	Digital Education, Innovation and Knowledge Management		Strategic Management, Change Management and Entrepreneurship	
Session Chair	Prush Sa-nga-ngam		Desmond Wong	
09:00-09:15	1570496159	The Distinction Learning Style in Learning Outcomes of the Secondary School Learner	1570490914	Tracking strategies in long term care: A case study
09:15-09:30	1570497515	Develop a Communities of Practice Supported Training Process for English Teachers, Morejoy Education Training Center, Chongqing, China	1570497292	The Entrepreneurial Behavior of Sake Brewing Business Owners: Research on the Business Change of Japanese Sake Makers in Shiga Prefecture
09:30-09:45	1570497524	A Hanyu Pinyin Learning Model for Elementary School Students - A Case study of Puttisopon School in Chiang Mai, Thailand	1570502989	Designing a Compilation Process for Handbook of Chinese for Specific Purposes: A Case of Trade Exhibition Chinese for Thai Entrepreneurs
09:45-10:00	1570498935	Streaming Media Implementation in Moodle-based E-learning Application	1570506384	Software License Checking for Extended Enterprise Risk Management
10:00-10:15	1570503146	Integrating Monozukuri-based Learning for Undergraduate Program in Information Technology	E05	The Automotive Factory Strategic Board Game for Fostering Business Sustainability

10:30-10:45	Coffee Break			
Session Room	Room1		Room 2	
Session Topic	HR Management, Organizational Culture and Leadership in Digital Era		Behavioral Sciences, Communication Studies and Information Management	
Session Chair	Pongsatorn Tantrabundit		Manirath Wongsim	
10:45 - 11:00	1570500877	<i>The Effects of CEO's Personality on Knowledge Transfer and Innovative Performance in Thai SMEs</i>	1570492944	<i>Wannabe Effect: The Study of Wishful Identification and Prosocial Media Effect</i>
11:00 - 11:15	1570504237	<i>Theoretical Study on Working Capital Management Practices for Trainees</i>	1570495448	<i>Y-Generation Digital Natives' Impulsive Buying Behavior</i>
11:15 - 11:30	1570502118	<i>Towards a Holistic Approach of Cybersecurity Transversal Sandwich Training</i>	1570501970	<i>Innovative Education in Cyber Security Field through Collaborative Education</i>
11:30 - 11:45	1570503310	<i>Proposed Amendments of Public Information Act towards Data Governance Framework for Open Government Data: Context of Thailand</i>	1570500181	<i>Factors influencing the adoption of Agricultural Management Information Systems in Thailand</i>
11:45 - 12:00	E03	<i>Creating Value Stream Mapping for Process Improvement on Human Resource Function: an Industrial Case Study</i>	1570506235	<i>Salted Eggs Manufacture Management of Information System: A Case Study of Seang - detch Farm</i>
12:00-13:30	Lunch			
13:30-15:15	Research Discussions and Networking			
15:15-15:30	Coffee Break			
Conference End				



Institutional Sign In

All
 Search within Publication



[ADVANCED SEARCH](#)

[Browse Conferences](#) > [Technology Innovation Managem...](#) > [2018 3rd Technology Innovation...](#) [?](#)

Quick Links

- [Search for Upcoming Conferences](#)
- [IEEE Publication Recommender](#)
- [IEEE Author Center](#)

Technology Innovation Management and Engineering Science International Conference (TIMES-iCON)

Proceedings

The proceedings of this conference will be available for purchase through Curran Associates.



Technology Innovation Management and Engineering Science International Conference (TIMES-iCON), 2018 3rd

[Print on Demand](#) [Purchase at Partner](#)

External Hard-drive [Purchase at Partner](#)

Proceedings | [All Proceedings](#) | [Popular](#)

2018 3rd Technology Innovation Management and Engineering Science International Conference (TIMES-iCON)
12-14 Dec. 2018

DOI: 10.1109/TIMES-iCON45809.2018

[Items Per Page](#) [Export](#) [Email Selected Results](#)

Showing 1-58 of 58 for **times**

Filter

Sort [Sequence Sort](#) [Email](#)

Refine

Author

- Supaporn Kiattisris (4)
- Thanwadee Chinda (3)
- Resmana Lim (2)
- Smitti Darakorn Na Ayuthaya (2)
- Tanti Octavia (2)

[Show More...](#)

Affiliation

Quick Links

- [Search for Upcoming Conferences](#)
- [IEEE Publication Recommender](#)

- Tracking Strategies in Long Term Care**
Desmond Wong; Yee Lin Hiew
Publication Year: 2018 , Page(s): 1 - 5
- Abstract** [HTML](#) [PDF](#) [CC](#)
- Tracking Strategies in Long Term Care**
Desmond Wong; Yee Lin Hiew
2018 3rd Technology Innovation Management and Engineering Science International Conference (TIMES-iCON)
Year: 2018
- Novel Constraint-Linearization Methodology for Designing High-Accuracy Phase Equalizer**
Tian-Bo Deng
Publication Year: 2018 , Page(s): 1 - 4
- Abstract** [HTML](#) [PDF](#) [CC](#)
- Novel Constraint-Linearization Methodology for Designing High-Accuracy Phase Equalizer**
Tian-Bo Deng
2018 3rd Technology Innovation Management and Engineering Science International Conference (TIMES-iCON)
Year: 2018
- Wannabe Effect: The Study of Wishful Identification and Prosocial Media Effect**

Proceedings

The proceedings of this conference will be available for purchase through Curran Associates.

Technology Innovation Management and Engineering Science International Conference (TIMES-ICON), 2018 3rd

Print on


Demand **Purchase at Partner**

External Hard-drive **Purchase at Partner**

Proud Arunrangsiwed; Panprae Bunyapukkna; Nititorn Ounpipat; Pannarungsri Inpayung

Publication Year: 2018 , Page(s): 1 - 5


Cited by: Papers (1)

- Wannabe Effect: The Study of Wishful Identification and Prosocial Media Effect** 

Proud Arunrangsiwed; Panprae Bunyapukkna; Nititorn Ounpipat; Pannarungsri Inpayung

2018 3rd Technology Innovation Management and Engineering Science International Conference (TIMES-ICON)

Year: 2018

- Y-Generation Digital Natives' Impulsive Buying Behavior** 

Liu Qingyang; Xie Yuxuan; Chang Sijia

Publication Year: 2018 , Page(s): 1 - 5

Cited by: Papers (3)

- Y-Generation Digital Natives' Impulsive Buying Behavior** 

Liu Qingyang; Xie Yuxuan; Chang Sijia

2018 3rd Technology Innovation Management and Engineering Science International Conference (TIMES-ICON)


Year: 2018

- The Distinction Learning Style in Learning Outcomes of the Secondary School Learner** 

Kanakarn Phanniphong; Pratya Nuankaew; Direk Teeraputon;

Wongpanya Nuankaew; Passakorn Tanasirathum; Sittichai Bussaman

Publication Year: 2018 , Page(s): 1 - 5

- The Distinction Learning Style in Learning Outcomes of the Secondary School Learner** 


Kanakarn Phanniphong; Pratya Nuankaew; Direk Teeraputon;

Wongpanya Nuankaew; Passakorn Tanasirathum;

Sittichai Bussaman


2018 3rd Technology Innovation Management and Engineering Science International Conference (TIMES-ICON)

Year: 2018

- The Development of Instructional Packages of Op Amps and Linear IC for Curriculum Diploma of Vocational Education Students** 

Abhichat Anukulwech


Publication Year: 2018 , Page(s): 1 - 5

- The Development of Instructional Packages of Op Amps and Linear IC for Curriculum Diploma of Vocational Education Students** 

Abhichat Anukulwech

2018 3rd Technology Innovation Management and Engineering Science International Conference (TIMES-ICON)


Year: 2018





- Design of a Low Power DC-DC Buck Converter Utilizing Pulse Width Modulation and Pulse Frequency Modulation for Cacao Pod Maturity Testing Device** 





Jan Joevil Razon; Ryann Alimuin; Shearyl Arenas; Ryann Alimuin





Publication Year: 2018 , Page(s): 1 - 5





- Abstract** **HTML**  


- IoT Based Water Level Control System** 
Steven Sachio; Agustinus Noertjahyana; Resmana Lim
2018 3rd Technology Innovation Management and Engineering
Science International Conference (TIMES-iCON)
Year: 2018

- Development of Diagnostic Method and Algorithm for Skin Type Based on Consumer Language and Sentiment** 
Bong-Goon Seo; Keon-Woo Kim; In-Jin Yoo; Jun-Young Park;
Do-Hyung Park
Publication Year: 2018 , Page(s): 1 - 3
Cited by: Papers (3)
 Abstract [HTML](#)  
- Development of Diagnostic Method and Algorithm for Skin Type Based on Consumer Language and Sentiment** 
Bong-Goon Seo; Keon-Woo Kim; In-Jin Yoo; Jun-Young Park;
Do-Hyung Park
2018 3rd Technology Innovation Management and Engineering
Science International Conference (TIMES-iCON)
Year: 2018

- Dynamic SAR for Efficient Container Auto-Scaling Based on Network Traffic Prediction** 
DongYeong Son; JaeHo Park; Eui-Nam Huh
Publication Year: 2018 , Page(s): 1 - 5
 Abstract [HTML](#)  
- Dynamic SAR for Efficient Container Auto-Scaling Based on Network Traffic Prediction** 
DongYeong Son; JaeHo Park; Eui-Nam Huh
2018 3rd Technology Innovation Management and Engineering
Science International Conference (TIMES-iCON)
Year: 2018

- Salted Eggs Manufacture Management of Information System: A Case Study of Seang - Detch Farm** 
Thanatchaphan Petcharat; Siwipa Pruitikanee; Jinda Kongcharoen
Publication Year: 2018 , Page(s): 1 - 4
 Abstract [HTML](#)  
- Salted Eggs Manufacture Management of Information System: A Case Study of Seang - Detch Farm** 
Thanatchaphan Petcharat; Siwipa Pruitikanee; Jinda Kongcharoen
2018 3rd Technology Innovation Management and Engineering
Science International Conference (TIMES-iCON)
Year: 2018

- Software License Checking for Extended Enterprise Risk** 
Thanatchaphan Petcharat; Cholruthai Rurgmune; Prateep Puengwattanapong
Publication Year: 2018 , Page(s): 1 - 4
 Abstract [HTML](#)  
- Software License Checking for Extended Enterprise Risk** 
Thanatchaphan Petcharat; Cholruthai Rurgmune; Prateep Puengwattanapong
2018 3rd Technology Innovation Management and Engineering
Science International Conference (TIMES-iCON)
Year: 2018

- Computerized Fuse Auto Changeover System with RS485 Bus Reporting & Multiple IOT Cloud Connectivity Avenues** 



All



[ADVANCED SEARCH](#)

Conferences > 2018 3rd Technology Innovatio...

IoT Based Water Level Control System

Publisher: IEEE

[Cite This](#)

PDF

Steven Sachio ; Agustinus Noertjahyana ; Resmana Lim [All Authors](#) ...



8
Paper
Citations

827
Full
Text Views

Alerts

[Manage Content Alerts](#)
[Add to Citation Alerts](#)

Abstract

Document Sections

- I. Introduction
- II. Materials and Methods
- III. System Design
- IV. Implementation and Testing
- V. Conclusion

[Authors](#)

[Figures](#)

[References](#)

[Citations](#)

[Keywords](#)

[Metrics](#)

[More Like This](#)



Downl
PDF

Abstract: Nowadays, almost all communication using the internet, but is not all, now object also can communicating each other, this concept is calls the Internet of Things (IoT). T... [View more](#)

▶ Metadata

Abstract:

Nowadays, almost all communication using the internet, but is not all, now object also can communicating each other, this concept is calls the Internet of Things (IoT). Things in IoT can be everything that we use every day. In this project, the "thing" is a water container, or in Indonesia, it called "bak mandi". Why water container? Because, after we use water in the water container usually the level of the water container is reduced and we must fill it up for other people that use the water container. Generally, in the process of filling the water container, we forgot to close the valve or pump so water is overflowing and the water is wasted. That is why we propose to use the Internet of Things concept that can solve the problem. Our approach utilizes a controller of ESP8266 that can provide monitoring level of the water container. That controller will open and close the pump or valve automatically so that the water is not overflowing and wasted. We use an ultrasonic sensor to sense the level of the water. We utilize the Blynk IoT service incorporated with PHP web programming in providing water level monitoring and control. We have tested the system on a 64 cm water container. The system has an error of 2 cm in controlling the water level.

Published in: 2018 3rd Technology Innovation Management and Engineering Science International Conference (TIMES-iCON)

Date of Conference: 12-14 December 2018

INSPEC Accession Number: 18429901

Date Added to IEEE Xplore: 24 January 2019

DOI: 10.1109/TIMES-iCON.2018.8621630

▶ **ISBN Information:**

Publisher: IEEE

Conference Location: Bangkok, Thailand

Contents

I. Introduction



Document details - IoT Based Water Level Control System

1 of 1

Export Download More... >

TIMES-iCON 2018 - 3rd Technology Innovation Management and Engineering Science International Conference
22 January 2019, Article number 8621630
3rd Technology Innovation Management and Engineering Science International Conference, TIMES-iCON 2018; Bangkok; Thailand; 12 December 2018 through 14 December 2018; Category numberCFP18R77-ART; Code 144577

IoT Based Water Level Control System(Conference Paper)

Sachio, S., Noertjahyana, A., Lim, R.

^aInformatics Engineering Dept, Petra Christian University, Jl. Siwalankerto 121 - 131, Surabaya, 60236, Indonesia

^bElectrical Engineering Dept, Petra Christian University, Jl. Siwalankerto 121 - 131, Surabaya, 60236, Indonesia

Abstract

Nowadays, almost all communication using the internet, but is not all, now object also can communicating each other, this concept is calls the Internet of Things (IoT). Things in IoT can be everything that we use every day. In this project, the 'thing' is a water container, or in Indonesia, it called 'bak mandi'. Why water container? Because, after we use water in the water container usually the level of the water container is reduced and we must fill it up for other people that use the water container. Generally, in the process of filling the water container, we forgot to close the valve or pump so water is overflowing and the water is wasted. That is why we propose to use the Internet of Things concept that can solve the problem. Our approach utilizes a controller of ESP8266 that can provide monitoring level of the water container. That controller will open and close the pump or valve automatically so that the water is not overflowing and wasted. We use an ultrasonic sensor to sense the level of the water. We utilize the Blynk IoT service incorporated with PHP web programming in providing water level monitoring and control. We have tested the system on a 64 cm water container. The system has an error of 2 cm in controlling the water level. © 2018 IEEE.

Author keywords

[Arduino ESP8266](#)
[Internet of Things](#)
[IoT](#)
[Microcontroller](#)
[Water level control](#)

Indexed keywords

Engineering controlled terms:
 [Containers](#)
[Controllers](#)
[Engineering research](#)
[Level control](#)
[Leveling \(machinery\)](#)
[Microcontrollers](#)
[Water levels](#)

Engineering uncontrolled terms
 [Arduino ESP8266](#)
[Indonesia](#)
[Internet of thing \(IOT\)](#)
[lot services](#)
[Water containers](#)
[Water level monitoring](#)
[Web programming](#)

Engineering main heading:
 [Internet of things](#)

ISBN: 978-153867573-1

Source Type: Conference Proceeding

Original language: English

DOI: 10.1109/TIMES-iCON.2018.8621630

Document Type: Conference Paper

Sponsors: The Association of Thai Digital Industries (ATDI)

Publisher: Institute of Electrical and Electronics Engineers Inc.

Cited by 14 documents

Tič, V.
Remote Liquid Level Monitoring Based on IoT Technology

(2023) *Lecture Notes in Networks and Systems*

Purwanto, E.S. , Soewito, B.
ELECTRICAL ENERGY SAVING WITH SMART HOME MONITORING TO MEASURE WATER LEVELS IN REAL TIME BASED ON INTERNET OF THINGS

(2022) *ICIC Express Letters*

Zain, A.R. , Agustin, M. , Oktivasari, P.

Design of Monitoring System for Water Levels and Turbidity Water Canals Based on Nodemcu

(2022) *Proceeding of 2022 16th International Conference on Telecommunication Systems Services and Applications, TSSA 2022*

View details of all 14 citations

Inform me when this document is cited in Scopus:

Set citation alert >
 Set citation feed >

Related documents

Find more related documents in Scopus based on:

Authors > Keywords >

SciVal Topic Prominence ⓘ

Topic:

Prominence percentile: ⓘ

IoT Based Water Level Control System

Steven Sachio¹, Agustinus Noertjahyana¹, Resmana Lim^{2,*}

¹Informatics Engineering Dept, Petra Christian University

²Electrical Engineering Dept, Petra Christian University

Jl. Siwalankerto 121 – 131 Surabaya 60236

Telp. (031) – 2983455, Fax. (031) – 8417658

*Corresponding Author email: resmana@petra.ac.id

Abstract— Nowadays, almost all communication using the internet, but is not all, now object also can communicating each other, this concept is calls the Internet of Things (IoT). Things in IoT can be everything that we use every day. In this project, the "thing" is a water container, or in Indonesia, it called "bak mandi". Why water container? Because, after we use water in the water container usually the level of the water container is reduced and we must fill it up for other people that use the water container. Generally, in the process of filling the water container, we forgot to close the valve or pump so water is overflowing and the water is wasted. That is why we propose to use the Internet of Things concept that can solve the problem. Our approach utilizes a controller of ESP8266 that can provide monitoring level of the water container. That controller will open and close the pump or valve automatically so that the water is not overflowing and wasted. We use an ultrasonic sensor to sense the level of the water. We utilize the Blynk IoT service incorporated with PHP web programming in providing water level monitoring and control. We have tested the system on a 64 cm water container. The system has an error of 2 cm in controlling the water level.

Keywords: Arduino ESP8266, Internet of Things, IoT, Microcontroller, Water level control

I. INTRODUCTION

The internet has become a requirement for the world community. With the internet, people can communicate with each other very easily and quickly. With internet people from different continent easily can interact with people from another continent. The internet is not just connecting people but things can also communicate with other objects. That concept is called an Internet of Things.

The concept Internet of Things (IoT) is the concept where object have the ability to transfer data over the internet without requiring human to human or human to computer interaction [1]. A Things in IoT can be an object that we use every day such as heart implant monitoring, a sensor that can remind driver when tire pressure is low, a trash can that will inform a user when the box is full. Internet of things is very closely associated with the machine to machine communication.

Internet of Things is usually supported by the device/controller that used to carry sensors and actuators such as Intel Edison, Intel Galileo, Raspberry Pi, Arduino based processor and so on. By using those boards, data from sensors can be monitored and controlled remotely via the Internet.

In the future Internet of Things is used to get all kind of data from the sensor, so the data can be used to analyze the market, provide data for the company for reference when

creating a product, and many more.

The water container is one of the items we use daily to hold water before being used for bathing, washing clothes and so on especially in Indonesia. Whenever it is used, the water in the container must be decreases and we have to fill it up with the water so that it can be reused by other people who will use it later. In the process of filling the water usually, we have to wait for the water in the water container to be full. That's time to wait we often forgot to close pump or valve when filling the water container because the time to wait for the water to be full is so long and often we lazy to wait and leave the pump or valve. So When we forgot to close the pump or valve and the water container is becoming full, this is the point when water is overflowing and being wasted.

II. MATERIALS AND METHODS

A. Internet of Things with ESP8266

The Internet of Things has two keywords, internet and things. Internet, which stands for interconnection-networking, is a network of the computer that connect to each other using TCP/IP (Transmission Control Protocol/ Internet Protocol).

Things in the Internet of Things are the object that we use daily where the information of that things retriever from sensors that read environment around in real time without human intervention. Such as room temperature, humidity, and pressure.

So Internet of Things means objects that can generate data through sensors and the data sent to the server or computer via the internet connection. The Internet of Things is also very closely related to the communication Machine to Machine (M2M) that can communicate without any human intervention in it [1]. Internet of Things is also the first step in making Smart World where mixing of data from objects and smart city [2]. The Internet of Things has 3 crucial component:

1. A Hardware that consist of sensors, actuators, microcontroller and communication device.
2. A Middleware that consists of data storage a data analytic capability.
3. A presentation that consist of easy understand visualization data from middleware and provide useful information.

ESP8266 Microcontroller is a microcontroller designed by Espressif System, ESP8266 designed to have Wi-Fi directly integrated with [3], so ESP8266 doesn't require Wi-Fi module. If ESP8266 compared with Arduino, ESP8266 has some weakness it come from the number of analogue pins that

ESP8266 has Arduino has five analogue pins while ESP8266 only has 1 [4]

Ultrasonic is the sound vibration at frequencies above 20khz. In ultrasonic sensor, there are two modules in one circuit package, the receiver module and transmitter module. The transmitter is used to generate and transmit ultrasonic waves toward the observed objects. When an ultrasonic wave touches or hits an object, the ultrasonic wave bounces and is captured by the receiver module. The similar project of performed water level measurement by using an ultrasonic sensor, however, the level was just transmitted via wireless transceiver locally [5].

In this project, we have extended the water level measurement and control by using the Internet. That possible multi-device connected by using Blynk apps [6] and Blynk Server [7]. By using Blynk, the device can be controlled using mobile device and web control.

III. SYSTEM DESIGN

In system design, there are consists of two parts, The first is software system and the second is a hardware system. The software system combines between Water Container Monitoring Information System and Blynk IoT server

A. Hardware System

In fig 1 there is a system diagram of the design of IoT Based Water Level Control System. The system consists of a microcontroller, pump, adaptor, sensor ultrasonic, and a relay module to control the pump or valve on the hardware side. At the image microcontroller that we use is Wemos D1_R2 where ESP8266 based, this microcontroller generates a trigger to make relay switch open and close. On the top of the water container, we place an ultrasonic sensor to read the level of the water container, the level that read from ultrasonic transducer is to decide when the pump is working and not working. On the ultrasonic sensor there a two cable for trigger the ultrasonic sensor and receive the echo of ultrasonic sound.

The microcontroller communicating via Wi-Fi to the internet to connect with Blynk server and Web server (Water Container Monitoring Information System)

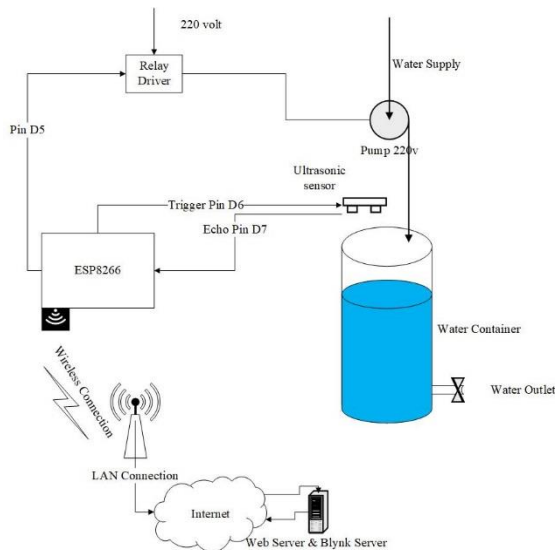


Figure 1 Hardware System

B. Software System

Software system in this project using Water Container Monitoring Information System incorporated with a Blynk IoT server. The combination is necessary because if we only use Blynk system, the Blynk system is only limited to be accessed on smartphone application so it would be less flexible for Concept of the Internet of Things.

The communication schema between Water Container Monitoring Information System and Blynk server is provided at fig 2

On fig 2, the microcontroller is communicating on Blynk server and a PHP web-based Water Container Monitoring Information System. Wemos D1 R2 send data level every 4 seconds to Water Container Monitoring Information System using protocol GET. Data that send via GET protocol is using the token of microcontroller, the water level of water container and valve or pump status. From microcontroller, Water Container Monitoring Information System check is there any token on the database? If token exists, so the data from microcontroller will be saved in the database, otherwise if the token from microcontroller is not exist so the data will not be collected in the database.

In Water Container Monitoring Information System, data of water level and valve/pump status is saved with a timestamp, so every data has its timestamp.

Wemos D1_R2 also send data to Blynk server but data that send to Blynk server only save into file not into the database so that why we need a Water Container Monitoring Information System. Beside microcontroller send to data to Blynk server microcontroller also receive configuration data from Blynk server. The configuration data is water container height, Max upper-level limit, lower level limit, mode and on/off the pump on configuration mode divided into two modes, which is auto and semi-auto. In auto mode, pump/valve automatically fill water container if the level is below the lower level limit and stop when the level of water is above or same as the upper-level limit. In semi-auto mode, if on/off in position on, the microcontroller works like auto mode, but if on/off in position off, the pump/valve will stay off until on/off in place on.

A PHP Web-based Water Container Monitoring Information System is also communicating with Blynk server for change configuration using API (Application Programming Interface) so the user can change configuration data on Blynk server using Water Container Monitoring Information System also from Blynk Application on the smartphone.

On fig 3 there is a picture that shows a flowchart of microcontroller coding. On the flowchart, there is a process that gets level from the sensor. On that process calls ping process, where sensor ultrasonic shoot ultrasonic pulse to the water surface and capture ultrasonic pulse reflection from the water surface. The different time between sensor ultrasonic shoot pulse and receive pulse must be converted into the distance (cm) using the formula of [8]:

$$\begin{aligned} \text{length}(cm) &= \text{milisecond}(ms) \\ &\div 29 (\text{microseconds per centimeter}) \\ &\div 2 \end{aligned}$$

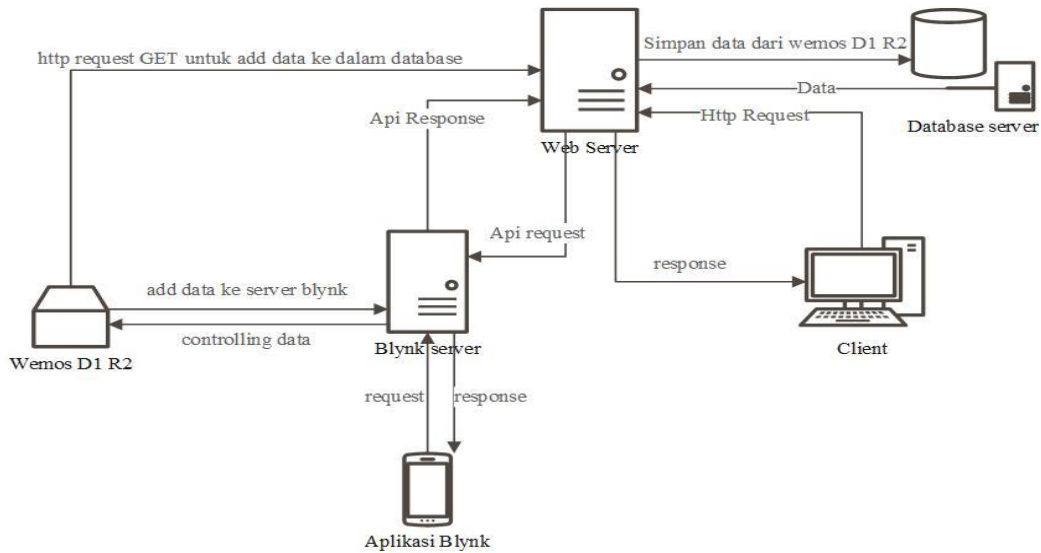


Figure 2 Communication schema

IV. IMPLEMENTATION AND TESTING

A. Hardware System

On fig 4 is an image show how hardware system connected each other. For the ultrasonic sensor, it has 5 pin vcc, trig, echo, out, gnd. Vcc pin connected with 5 v output on Wemos D1_R2 microcontroller, Trigger pin connected with pin D6 on Wemos D1_R2 microcontroller, echo pin connected with pin D7 on Wemos D1_R2, out pin is not used, gnd pin is connected with ground pin on Wemos D1_R2. For relay module trigger using pin D5 on Wemos D1_R2. Vcc and gnd on relay module connected same as ultrasonic sensor. Relay module common pin is connected with pump cable with normally close configuration. An Adaptor is used for providing power to Wemos D1_R2 microcontroller.

After all hardware is connected, wevassembly to the water container model as fig 5. An ultrasonic sensor is installed at the top of the water container. Microcontroller, adaptor and relay module is mounted on the little container, so it's not exposed with water. A pump is installed in the water container model.

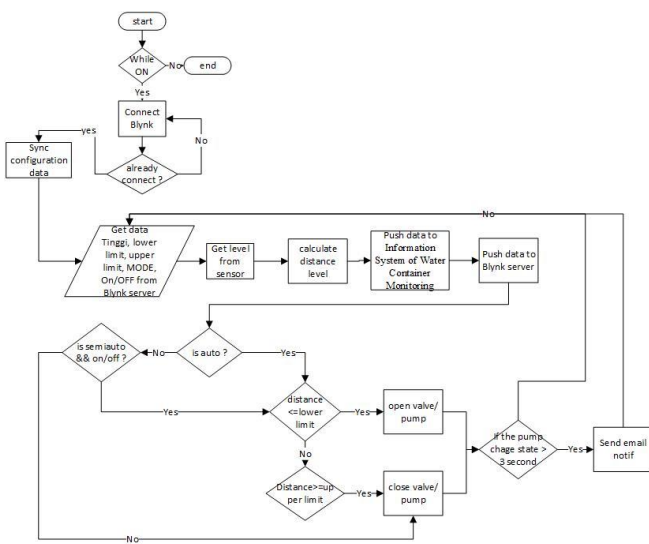


Figure 3 Flowchart

After getting water level from the sensor, the next step is subtracting level from the sensor with a height of water container because if the water container is near full, the level from the sensor is shrinking, so to eliminate this we must subtract level from the sensor with the height of water container.

Push data to Water Container Monitoring Information System is run every 4 seconds so the server is not overloading. Push data to Blynk server run every 1 second.



Figure 4 Hardware System



Figure 5 Hardware System & water container

B. Software system

Results of the Water Container Monitoring Information System. Overview of the application, in general, can be seen in Figure 6

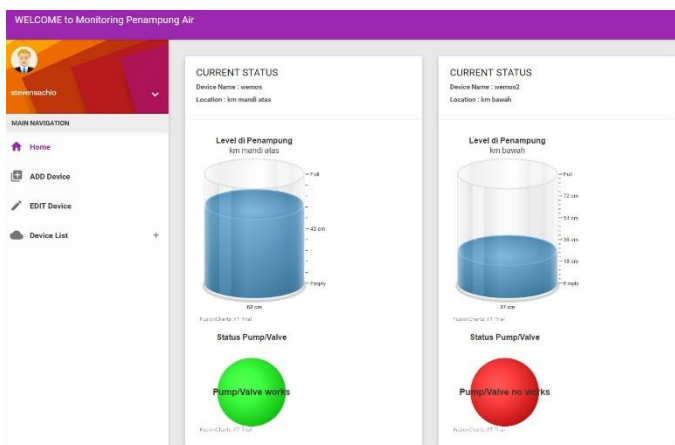


Figure 7 Home Page

The device list page is the page that displays the data stored in the database in the form of a chart and to change the configuration. This can be seen in Figures 7 and 8

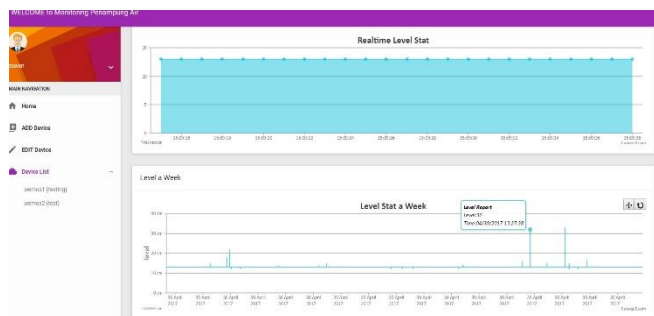


Figure 9 Device List Page (Chart)

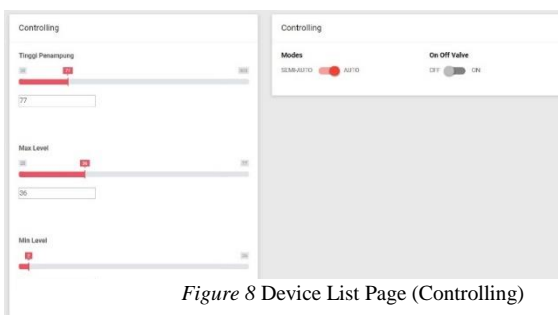


Figure 8 Device List Page (Controlling)

C. Testing of Ultrasonic sensor on a static water level

The Testing is a process to answer the hypothesis: could the ultrasonic sensor read level of the water container and how good the accuracy? From testing the ultrasonic sensor to read water level on static condition 0cm, 10 cm, 25 cm, and 45 cm(maximal) with several timers on ping process: without a timer, timer 1ms, timer 10ms, 60ms. Data is taken from 50 data in the database

Data result is:

Table 1

Comparison reading level at water container empty using the ultrasonic sensor

Comparison of the reading level at water container empty				
	Without Timer	Timer 1 ms	Timer 10 ms	Timer 60 ms
Average Error Result	35.36 cm	16.68 cm	0.02 cm	0 cm

Table 2

Comparison reading level at water container 10 cm using ultrasonic sensor

Comparison of the reading level at water container 10 cm				
	Without Timer	Timer 1 ms	Timer 10 ms	Timer 60 ms
Average Error Result	1.32 cm	0.58 cm	1 cm	1 cm

Table 3

Comparison reading level at water container 25 cm using ultrasonic sensor

Comparison of the reading level at water container 25 cm				
	Without Timer	Timer 1 ms	Timer 10 ms	Timer 60 ms
Average Error Result	0.14 cm	0.02 cm	0 cm	0 cm

Table 4

Comparison reading level at water container 45 cm using ultrasonic sensor

Comparison of the reading level at water container 45 cm				
	Without Timer	Timer 1 ms	Timer 10 ms	Timer 60 ms
Average Error Result	0.02 cm	0.04 cm	0 cm	0 cm

That's the result of the accuracy of the ultrasonic sensor on the static water level.

D. Testing of the ultrasonic sensor on working mode

The testing data on working mode can be shown on tab 5. In this testing configuration, the setting is the height of water container is set at 64 cm, upper limit 35 cm, lower limit 15 cm, the mode is auto.

Table 5
Water Container work experiment with high configuration 64cm, upper limit 35cm and lower limit 15cm

Trial no-	Pump on at (cm)	Pump off at (cm)
1	15	34
2	14	31
3	14	34
4	15	32
5	14	34
average	14.4	33
difference	0.6 cm	2 cm

On working mode, ultrasonic sensor makes an error at the pump on and pump off. At pump condition on an average error with actual level is 0.6 cm, but with the pump status OFF, the average error is increased to 2 cm. This increase of error due to whenever water container is filling the water surface is not flat any more.

E. Connection Microcontroller Testing Esp8266

This section is testing how connection microcontroller (ESP8266) to Wi-Fi router using security protocol WPA-PSK, WPA2-PSK, and WEP. The result is on table 6.

Table 6
Microcontroller Connection with Wi-Fi Security Protocol

Security Protocol	Encryption Protocol	Connection
WPA-PSK	AES	Ok
	TKIP	Ok
WPA2-PSK	AES	Ok
	TKIP	Ok
WEP	-	Ok

V. CONCLUSION

From the project experiment, we conclude as follows:

- From experiments between pings without using a timer and by using a timer. It can be concluded that the longer the delay given the more accurate the sensor readings to the water level.
- From experiments, the water container at working mode can be concluded that when the pump from running to stop, the error of reading level from the sensor because it is caused by the flow of water that causes the surface of the water is not flat so

the reflection pulse not perfect any more.

- From the connectivity experiments with Wi-Fi it can be concluded that Microcontroller ESP8266 can be connected with Wi-Fi with security protocol WPA-PSK, WPA2-PSK, as well as WEP protocol.
- From experiments, ultrasonic sensor can be used as water monitoring with error threshold between 2 cm

REFERENCES

- [1] C. G. Garcia, D. M. Llorian, B. P. G-Bustelo, J. M. C. Lovelle and N. Garcia-Fernandez, "Midgar:Detection of people through computer vision in the Internet of Things scenarios to improve the security in SmartCities, Smart Towns, and Smart Homes," *Future Generation Computer System*, 2015.
- [2] J. Gubbi, R. Buyya, M. Palaniswami and S. Marusic, "Internet of Things (IoT):A Vision, architectural elements, and Future Directions," *Future Generation Computer System*, pp. 1645-1660, 2013.
- [3] Espressif System IOT Team, "ESP8266EX," Espressif System, 2015.
- [4] M. Singh and S. Goel, "Review of Arduino Microcontroller," p. 2, 2013.
- [5] S. Jatmiko, A. B. Mutiara and M. Indriati, "Prototype of Water Level Detection System With Wireless," pp. 52-59, 2012.
- [6] BlynkTeam, "Overview of blynk app," 2015. [Online]. Available: <http://www.blynk.cc/>. [Accessed 21 October 2016].
- [7] BlynkTeam, "Blynk-Server," 2015. [Online]. Available: <https://github.com/blynkkk/blynk-server>. [Accessed 21 October 2016].
- [8] M. Margolis, *Arduino Cookbook*, United States of America: O'Reilly, 2012.