

Editorial Team

Editor

Dr Vidya Surwade

Professor, Dr Baba Saheb Ambedkar, Medical College & Hospital Rohini, Delhi

E-mail: editor.ijphrd@gmail.com

editor.ijphrd@gmail.com

Editorial Board

- Dr Abdul Rashid Khan B. Md Jagar Din,
Associate Professor, Department of Public Health Medicine,
Penang Medical College, Penang , Malaysia
- Prof. Luca Testarelli, Department of Dentistry, Sapienza University of Rome, Italy
- Dr V Kumar,
Consulting Physician, Mount View Hospital, Las Vegas , USA
- Basheer A. Al-Sum ,
Botany and Microbiology Deptt , College of Science,
King Saud University, Riyadh, Saudi Arabia
- Dr Ch Vijay Kumar,
Associate Professor, Public Health and Community Medicine,
University of Buraimi, Oman
- Dr VMC Ramaswamy,
Senior Lecturer, Department of Pathology,
International Medical University, Bukit Jalil, Kuala Lumpur
- Kartavya J. Vyas ,
Clinical Researcher, Department of Deployment Health Research,
Naval Health Research Center, San Diego, CA (USA)
- Hailemichael Mulugeta , Lecturer and Researcher in Debre Berhan University, Health science
College , Debre Birhan Ethiopia
- Prof PK Pokharel,
Community Medicine,
BP Koirala Institute of Health Sciences, Nepal
- Sajjad Salim Issa AL-Musawi
supervisor for student of the Arab board in family medicine
- Prof. Dr. Ayad F. Alkaim
Professor of surface chemistry and applications of nano-materials, Babylon University, Iraq
- Prof. Dr. Imad Hadi Hameed
Biomedical Science Department, College of Nursing, University of Babylon, Hillah city, Iraq
- Prof. Dr. Amean A Yasir.
Department of Community , College of Nursing, University of Babylon, Hillah city, Iraq
- Dr Ammar Mohammed Hamood AL-Farga , Associate Professor , Department of
Biochemistry, Faculty of Science, University of Jeddah, Saudi Arabia

- Prof. Sushanta Kumar Mishra, Community Medicine, GSL Medical College – Rajahmundry, Karnataka
- - Prof D.K.Srivastava,
Medical Biochemistry,
Jamia Hamdard Medical College, New Delhi
 - Dr Sunil Mehra,
Paediatrician & Executive Director,
MAMTA Health Institute of Mother & Child, New Delhi
 - Prof M.Sriharibabu ,
General Medicine ,
GSL Medical College , Rajahmundry , Andhra Pradesh
 - Prof Pankaj Datta,
Principal & Prosthodontist,
Indraprastha Dental College ,Ghaziabad
 - Prof Samarendra Mahapatro,
Pediatician,
Hi-Tech Medical College, Bhubaneswar, Orissa
 - Dr Abhiruchi Galhotra,
Additional Professor, Community and Family Medicine,
AII India Institute of Medical Sciences, Raipur
 - Prof Deepti Pruthvi,
Pathologist,
SS Institute of Medical Sciences & Research Center. Davangere, Karnataka
 - Prof G S Meena,
Director Professor,
Maulana Azad Medical College, New Delhi
 - Prof Pradeep Khanna,
Community Medicine,
Post Graduate Institute of Medical Sciences, Rohtak , Haryana
 - Dr Shailendra Handu
Associate professor, Phrma , DM (Pharma, PGI Chandigarh)
 - Dr. A.C. Dhariwal
Directorate of National Vector Borne Disease Control Programme,
Dte. DGHS, Ministry of Health Services, Govt. of India, Delhi.
 - Dr Anju Ade,
Professor,
Community Medicine Department,
SVIMS, Sri Padamavati Medical College,
Tirupati. Andhra Pradesh.
 - Dr.E.Venkata Rao,
Associate Professor, Community Medicine,
Institute of Medical Sciences & SUM Hospital, Bhubaneswar, Orissa.
 - Dr. Amit K. Singh,
Associate Professor, Community Medicine,
VCSG Govt. Medical College, Srinagar – Garhwal, Uttarakhand
 - Dr R G Viveki,
Prof n head,
Dept of Community Medicine,
BIMS Belgavi
 - Dr. Santosh Kumar Mulage,
Assistant Professor, Anatomy,
Raichur Institute of Medical Sciences Raichur(RIMS) , Karnataka

- Dr Gouri Ku. Padhy,
Associate Professor, Community and Family Medicine,
AII India Institute of Medical Sciences, Raipur
- Dr Ritu Goyal,
Associate Professor, Anaesthesia ,
Sarswathi Institute of Medical Sciences, Panchsheel Nagar
- Dr. Anand Kalaskar,
Associate Professor, Microbiology
Prathima Institute of Medical Sciences , AP
- Dr.Md.Amirul Hassan ,
Associate Professor, Community Medicine
Government Medical College, Ambedkar nagar, UP
- Dr.N.Girish,
Associate Professor, Microbiology,
VIMS&RC, Bangalore
- Dr BR Hungund,
Associate Professor Pathology,
JNMC ,Belgaum.
- Dr Sartaj Ahmad
PhD Medical Sociology
Associate Professor
Swami Vivekananda Subharti University Meerut UP India
- Dr Manoj Kumar Tripathi
(Associate Professor),
Political Science and public administration,
Swami Vivekananda Subharti University,
Meerut, Uttar Pradesh, India.
- Dr Sumeeta Soni, Associate Professor, Microbiology Department, B.J. Medical College,
Ahmedabad ,Gujarat,India

Platform &
workflow by
OJS / PKP



SJR

Scimago Journal & Country Rank

Enter Journal Title, ISSN or Publisher Name

Home Journal Rankings Country Rankings Viz Tools Help About Us

Indian Journal of Public Health Research and Development

Discontinued in Scopus as of 2019

COUNTRY

India



Universities and research institutions in India

SUBJECT AREA AND CATEGORY

Medicine
Public Health, Environmental and Occupational Health

PUBLISHER

R.K. Sharma, Institute of Medico-Legal Publications

H-INDEX

18

Ad closed by Google

PUBLICATION TYPE

Journals

ISSN

09760245, 09765506

COVERAGE

2010-2020



FIND SIMILAR JOURNALS ?

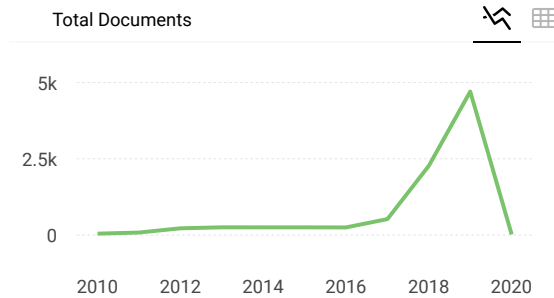
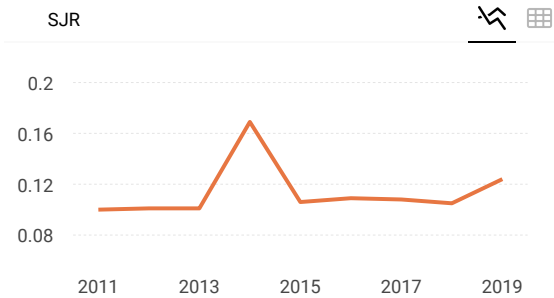
options ⋮

Ingat Yang Ada Badaknya

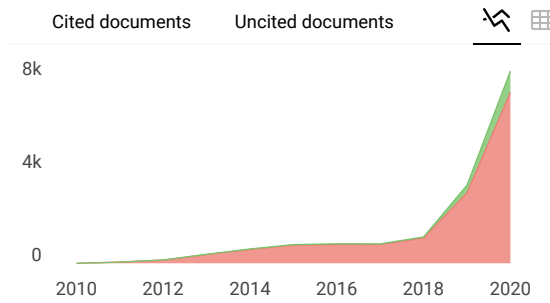
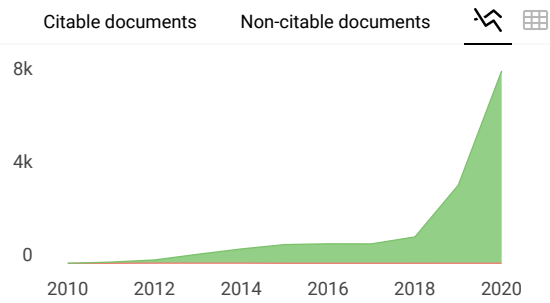
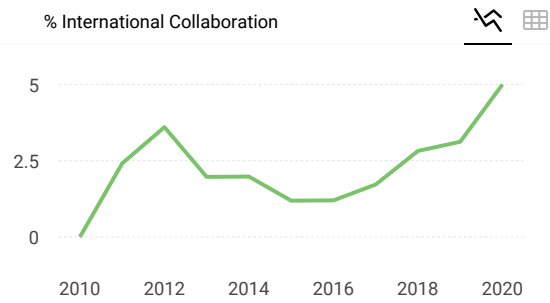

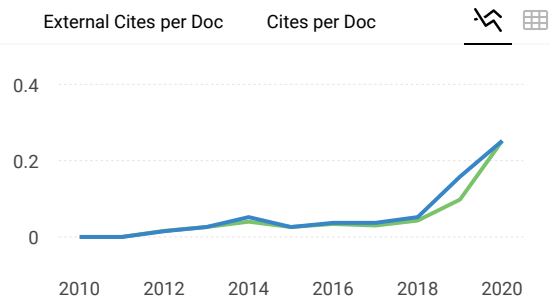
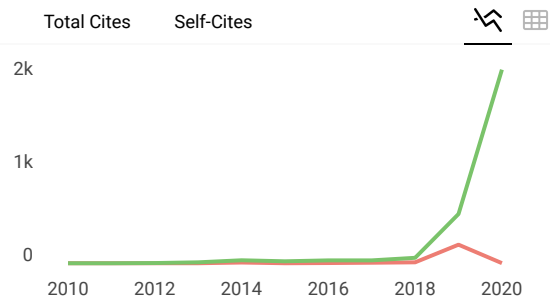
Larutan Penyegar Cap Badak atasi sakit tenggorokan & panas dalam

Yang Ada Badaknya

- 1 **Journal of Clinical and Diagnostic Research**
IND
56% similarity
- 2 **Open Access Macedonian Journal of Medical Sciences**
MKD
53% similarity
- 3 **Annals of Tropical Medicine and Public Health**
IND
52% similarity
- 4 **Iranian Journal of Public Health**
IRN
49% similarity
- 5 **Medicina**
CHE
46% similarity



Citations per document



Indian Journal of Public Health Research and...

Not yet assigned quartile

SJR 2020
0

powered by scimagojr.com

← Show this widget in your own website

Just copy the code below and paste within your html code:

```
<a href="https://www.scimaç
```

SCImago Graphica

Explore, visually communicate and make sense of data with our **new free tool.**

Get it

The Value Relevance of Environmental Responsibility Performance

Juniarti¹, Imelda Margalo², Stephanie Moudy Santoso², Yolanda Florenzcia²

¹Associate Professor, ²Student, Accounting Study Program, Faculty of Economics, Petra Christian University, Jl. Siwalankerto 121-131, Surabaya 60236, Indonesia

Abstract

In Indonesia, research on the value relevance of non-financial information is still very rare, while several studies outside Indonesia also show mixed results. This leaves a challenge to test the value relevance of environmental performance information. This research was conducted in the period of 2010 to 2017, with companies that consistently became PROPER participants for 8 consecutive periods as its research subjects. The result shows that environmental performance information provides additional value relevance, which is indicated by an increase in R squared after entering environmental performance variables.

Keyword : Value Relevance, Environmental Performance, Share Price, PROPER

Introduction

Previous research on the value relevance of environmental performance shows varying results. Some research shows that environmental performance have relevant value but has negative effect^{1,2-4}. Disclosed information on environmental performance has a negative effect on future financial performance³. This is in accordance with cost-concerned school approach, which declared that investment on environmental performance could cause cost increase, which in turn lowered companies' income and market value. Investors also do not necessarily assess a company based on their environmental performance rating⁴. According to¹, additional cost for companies to fulfill their environmental performance will affect companies' profitability.

Other research proved that environmental performance only has value relevance on companies with a good rating, which shows that market values environmental performance differently^{5,6,7}. The increase

of environmental awareness and higher indirect costs cause future environmental performance information's value relevance to affect an increase in the financial market⁶. This is in accordance with the value creation school approach, which stated that the effort to increase environmental performance is one of the options to increase competitive advantage and investor's returns.

In Indonesia, research on the value relevance of non-financial information is still rare, On the other hand, companies need to know whether their published environmental performance information has value relevance or not. The investment done by the company to achieve good environmental performance needs to be evaluated, whether these investments give value or only increasing the expenses. This research uses modified the Ohlson Model⁸ by adding Environmental Performance Ratings (PROPER) to test the value relevance. This research contributes by adding evidence on whether environmental performance has value relevance. Moreover, this research is done in the latest research period, from 2010 to 2017, which is research with the latest data. This research started in 2010 because there are a concept and method renewal on PROPER in that year. The companies used as the research subject are those who have consistently become PROPER's participant for 8 consecutive periods.

Corresponding Author :

Dr. Juniarti,

Associate Professor. Petra Christian University, Jl. Siwalankerto 121-131, Surabaya 60236, INDONESIA.
Email: yunie@petra.ac.id

The next parts of this research are as follow: Chapter 2 consists of literary review and hypothesis development; Chapter 3 gives the research method; Chapter 4 explains the analysis and discussions, including empirical findings. Research's conclusion and limitation are in the last part of this research.

Theoretical Framework and Hypothesis Development

Climate change and globalization make the company and society to be more aware of the importance of corporate social and environmental responsibility. Because of that, the government had made the Law that mandates the company to practice environmental responsibility in order to reduce the impact on the environment⁹. Environmental responsibility will help the companies in using their resource efficiently¹⁰. Every company has to ensure that its environmental responsibility leads to the improvement of corporate performance^{11,12}. If a company does not do its environmental responsibility right, it may also affect the corporate reputation and image¹³.

Nowadays, a company's performance is not only measured financially but also from non-financial factors such as environmental performance^{14,15,16}. Non-accounting performance measures make it possible for the company to do continuous improvement so that the company could create value¹⁷. Environmental performance is a result of corporate strategic activities, where the company tried to manage their impact on the environment¹⁸. Aside from that, environmental performance is a nonfinancial result that emerges from the company's internal process, which can be a company's competitive advantages. The social pressure is expected to motivate the companies to be responsible for environmental performance so that the resulted information can give the signal to the stakeholders that the companies have a proactive environmental strategy¹⁹.

In Indonesia, environmental performance is measured with PROPER ratings. PROPER is environmental performance ratings that are used to evaluate and give ratings to participated companies with five color codes, from the worst to the best: black, red, blue, green, and gold, which was given by Indonesia's Ministry of the Environment annually. These ratings are given to companies whose operational facilities have significant impacts on the environments.

In the previous research, value relevance is measured with Ohlson Model⁸ as the research basis^{3,4,6,7,20}. The Ohlson Model⁸ basically connects stock price with earning per share (EPS) and book value per share (BVPS) that can be used to influence value relevance. This model is needed to know the connection between stock price change influenced by book value and earning. Thus, the Ohlson Model⁸ can be concluded as such:

$$P_{t+1} = \alpha_0 + \alpha_1 BVPS_{it} + \alpha_2 EPS_{it} + \varepsilon_{it} \quad (1)$$

Where:

P_{t+1} = the stock price of i company on year t+1
 $BVPS_{it}$ = book value per share of i company on year t
 EPS_{it} = earning per share of i company on year t

Non-accounting information of environmental performance becomes one of the companies' primary needs because of it relates with the decision making^{1,2,4} and sustainability of a company^{3,26,27}. Because of that, it is important to know the impact of value relevance from environmental performance information. Thus, this research modified the Ohlson Model⁸ by adding Environmental Performance Ratings (EPR) as a non-accounting information variable, Cash Flow Operating (CFO), and control variables from value relevance (firm size and leverage).

$$SP_{it} = \alpha_0 + \alpha_1 EPS_{it-1} + \alpha_2 BVPS_{it-1} + \alpha_3 CFOS_{it-1} + \alpha_4 PROPER_{it-1} + \varepsilon_{it-1} \quad (2)$$

Hypothesis Development

Environmental performance information is one of the stakeholders' demands. This is triggered by globalization and various environmental problems that happened, especially in Indonesia. Indonesia is the biggest country in South East Asia and has a complex geographical environment. According to²¹ there is a serious deforestation case in 2013. This shows that it is important to discuss environmental problems in Indonesia. The increase of awareness on the importance of environmental problems in making economic and ethical investors' decisions causes the demand for environmental performance environment to be higher¹⁹.

Previous studies^{3,5,21} found that environmental performance does not have value relevance. The companies that received high valuation in environmental performance are not necessarily being valued by investors. The investors think that the improvement of environmental performance needs a lot of expenses and will have negative impacts on future earnings. The

improvement in environmental performance is one of the managers' effort in using corporate resources for their own interest, and will affect shareholders return.

The additional cost to fulfill environmental performance will affect companies' profitability³. The revealed environmental performance information has negative effects on future financial performance²¹. That research result is in accordance with cost-concerned school approach that stated that investment in environmental performance could cause increased cost that will result in the loss of income and market value.

On the other hand, there is the value creation school, where the effort to improve environmental performance is a way to improve competitive advantage and increase investor return. A green company is being more

appreciated in the capital market, product, or services. Producers that shows their effort in minimizing the negative impact to the environment from their product and process, can easily spread their market or even replace their competitors who failed to promote a strong environmental performance.

Value creation school is supported by the research of⁴ that also found that environmental performance has value relevance. Environmental performance's information is said to have value relevance if it can help the investor in making an investment decision. Based on value creation school, this research assumed that:

H1: *Environmental performance information increases the value relevance*

$$SP_{it} = \alpha_0 + \alpha_1 EPS_{it-1} + \alpha_2 BVPS_{it-1} + \alpha_3 CFOS_{it-1} + \alpha_4 PROP_{it-1} + \alpha_5 VC_{it-1} + \varepsilon_{it-1} \tag{3}$$

Where:

- SP_{it} = Stock price of company i on year t
- EPS_{it-1} = Company's earning per share i on year t-1
- $BVPS_{it-1}$ = Company book value per share i on year t-1
- $CFOS_{it-1}$ = Company's operating cash flow per share i on year t-1
- $PROP_{it-1}$ = Company's PROPER result i on year t-1
- VC_{it-1} = Control variable which consists *firms ize* and company *leverage* i on year t-1

Research Method

To verify this research, Ohlson's Model⁸ is used, which is modified with environmental performance ratings (PROPER) and added with independent variables such as cash from operating (CFO), and control variables. Environmental performance Rating can be considered as an additional information for accounting. The model which can be formulated in this research is as follows:

Sample

To produce accurate findings, this research applies some criteria of sample selection. First, companies which are listed in the Indonesia Stock Exchange before 2010 and remain as public companies until 2018; second, the companies have at least participated in PROPER and consistently participated in PROPER program for eight consecutive years. There are 208 firm-year that include as the final sample for the period of 2010 – 2017.

Data Analysis Techniques

Obtained data are processed by using the help of GRET'L software. To conduct hypothesis test data analysis technique, it is necessary to conduct a t statistical test which is used to test the hypothesis. The hypothesis is accepted if: 1) Regression coefficient shows the relationship according to the hypothesis; 2) significant t-value <0.05. Best model selection is applied to determine whether research panel data fit with the Ordinary Least Square (OLS), Fixed Effect (FE) or Random Effect (RE). Best model selection requires a chow test and a hausman test.

Result and Discussion

Sample Profile

Samples which met the criteria from 2010 to 2017 were 208 observations. The selected samples represent 4 sectors on the IDX, namely manufacturing, mining,

energy and oil & gas, agro-industry and regional and service sectors

The number of companies selected as samples represents 5.87% of companies that participated in PROPER. The biggest composition is in the manufacturing sector, which is 61.54%. All selected companies are companies which are companies with high profile, which are companies that have large and

widespread impacts on the environment so that the company's activities will get the attention from the community²².

Descriptive Statistic

The complete profile of the variables used in this research is presented in Table 1 below:

Table 1. Variable Measurement According to PROPER Rating

Variable (Mean)	PROPER Rating			
	2	3	4	5
Observation	13	141	34	20
SP	1.183,44	2.131,51	9.554,46	8.139,64
BVPS	2.189,06	1.331,87	1.815,51	1.459,99
EPS	-67,74	78,12	373,02	322,35
CFOS	180,22	160,97	459,81	403,56
FS	29,81	29,15	29,81	30,72
LEV	30.46	25,35	18,32	23,61

Table 1 also shows that companies with high PROPER rankings have better financial performance such as EPS and CFOS than companies with lower PROPER rank. Companies which receive PROPER ratings 4 and 5 have a higher mean SP, EPS and CFOS than rank 2 and 3. Companies with high PROPER ratings will receive market appreciation, which can be seen from the average share price of companies in the PROPER group 4 and 5, which are far higher than

the average price of the company's shares at a lower PROPER rating. The risk of companies with a higher PROPER rating are lower which can be seen from the LEV value, companies with a red PROPER rating have the highest LEV mean.

The results of the best model selection concluded that the fixed effect is the model that best fits the research data.

Table 2 Panel A. Result Before PROPER

	Coefficient	Std. Error	t-ratio	p-value	
const	-23375.7	23329.1	-1.00	0.3177	
BVPS	-0.48	0.35	-1.36	0.1745	
EPS	2.46	1.16	2.13	0.0348	**
CFOS	2.65	1.17	2.27	0.0243	**
FS	884.72	805.25	1.10	0.2734	
LEV	33.11	32.61	1.02	0.3114	

LSDV R-squared	0.88		Within R-squared	0.08
LSDV F(30, 177)	44.46		P-value(F)	4.43e-67
Rho	0.62		Durbin-Watson	0.67

Notes: *** Significant 1%, ** Significant 5%, * Significant 10%

Table 2 Panel B. Result After PROPER

	Coefficient	Std. Error	t-ratio	p-value	
const	-14082.8	22435.4	-0.63	0.5310	
BVPS	-0.65	0.34	-1.90	0.0591	*
EPS	3.29	1.12	2.93	0.0038	***
CFOS	2.94	1.12	2.62	0.0094	***
PROP	-2179.02	523.91	-4.16	<0.0001	***
FS	809.90	770.77	1.05	0.2948	
LEV	34.30	31.21	1.10	0.2732	

LSDV R-squared	0.89		Within R-squared	0.17
LSDV F(31, 176)	47.54		P-value(F)	9.24e-70
Rho	0.53		Durbin-Watson	0.77

Notes: *** Significant 1% , ** Significant 5% , * Significant 10%

The results shows an increase after adding PROPER in the Ohlson model, R-squared increase to 0.17 from 0.08. This means that environmental performance information has additional relevance value, however; the information is responded negatively by investors. Investors still consider that environmental performance is not an investment incurred by the company for purposes that do not produce results.

This research adds new evidence that in Indonesia, as a developing country, environmental performance information provides added value relevance. The results of the research support the cost-concern school and are consistent with some of the results of previous studies conducted in developed countries ^{1,2,4}.

⁴ argue that if the environmental performance of the company is getting better, the company will increase costs, reduce profits and market value. According to ²², the efforts of managers in environmental or social problems by using company resources can be interpreted by investors as managers’ personal interests to build managers’ personal image. This is feared to reduce shareholder value.

The pros and cons regarding the benefits of environmental performance information in Indonesia in particular, are intense debates, and the results of this study support the opinion of the majority of investors

in Indonesia, who find that social responsibility performance is a cost which will potentially reduce shareholder value. However, the results of the study are different from what has been done by ⁵, who found that the market respects the environmental performance of companies which get high or low ratings differently.

Conclusion, Implication and Limitation

This research has a goal to prove whether environmental performance information can provide additional relevant values. The results show that environmental performance information provides additional relevant values as hypothesized and as evidenced by an increase in after adding PROPER in the Ohlson model. Even though it has additional relevant values, the environmental performance information is responded negatively by investors. The environmental performance investment conducted by companies is considered a cost by investors and does not provide benefits, which is in line with the cost concern school.

However, this study does not include all the companies participating in PROPER, due to data availability. Besides that, not many companies consistently involve in PROPER program for the 8 consecutive periods. Future research can address this issue by combining the method of data collection to reach the generalizability of results.

Conflict of Interest Statement: The authors declare that they have no conflict of interest.

Source of Funding: Self

Ethical Clearance: Research committee approval obtained

References

1. Nelwan ML. The Value Relevance of Environmental Emissions. *Journal Economics, Business, and Accountancy Ventura*, 2016, 19(1), 93-102.
2. Baboukardos D. The Valuation Relevance of Environmental Performance Revisited: The Moderating Role of Environmental Provisions. *British Accounting Review*, 2017.
3. Moneva JM, Cuellar, B. The Value Relevance of Financial and Non-financial Environmental Reporting. *Environmental and Resource Economics*, 2009, 44(3), 441-56.
4. Hassel L, Nilsson H, Nyquist S. The Value Relevance of Environmental Performance. *European Accounting Review*, 2005, 14(1), 41-61.
5. Sarumpaet S, Nelwan ML, Dewi DN. The Value Relevance of Environmental Performance: Evidence from Indonesia. *Social Responsibility Journal*, 2016.
6. Semenova N, Hassel LG, Nilsson H. The Value Relevance of Environmental and Social Performance: Evidence from Swedish SiX 300 Companies. *Liiketaloudellinen Aikakauskirja*, 2010, 265-92.
7. Middleton A. Value Relevance of Firms' Integral Environmental Performance: Evidence from Russia. *Journal Account Public Policy*, 2015, 1-8.
8. Ohlson JA. Earnings, Book Values, and Dividends in Equity Valuation. *Contemporary Accounting Research*, 1995, 11(2), 661-86.
9. Nejati Shafaei, Salamzadesh Y, Darai. It's CSR & Universities: A Study of Top 10 World Universities. *Business Management Journal*, 2011, 5(2), 440- 47.
10. Blackburn, W. *Sustainability Handbook: The Complete Management Guide to Achieving Social, Economic, and Environmental Responsibility*. London, UK: Earthscan, 2007.
11. Robert L. *Financial Accounting*. Yogyakarta: ANDI 2008.
12. Revell A, Blackburn R. The Business Case for Sustainability? An Examination of Small Firms in the UK's Construction and Restaurant Sectors. *Business Strategy and The Environment*, 2007, 16, 404-20.
13. Henriques I, Sadorsky P. The Relationship between Environmental Commitment and Managerial Perceptions of Stakeholder Importance. *Academy of Management Journal*, 1999, 42(1), pp. 87-99.
14. Schaltegger S, Bennett M, Burritt R. *Corporate Sustainability Accounting. Sustainability Accounting and Reporting*, 2006, pp. 37-59.
15. Parker LD. Social and Environmental Accountability Research: A View from the Commentary Box. *Accounting, Auditing and Accountability Journal*, 2005, 18(6), pp. 842-60.
16. Schaltegger S, Lüdeke-Freund F, Hansen EG. Business Cases for Sustainability the Role of Business Model Innovation for Corporate Sustainability. *International Journal of Innovation and Sustainable Development*, 2012, 6(2), 95-119.
17. Maisel LS. *Performance measurement: The Balanced Scorecard Approach*, 1996, 1-6.
18. Walls Friederike, Dorothea G. Accounting Information for Managerial Decision Making in Shareholder Management versus Stakeholder Management. *Review of Managerial Science*, 2011, 5, 91-135.
19. Clarkson PM, Li Y, Richardson GD, Vasvari FP. Revisiting the Relation Between Environmental Performance and Environmental Disclosure: An Empirical Analysis. *Accounting, Organizations and Society*, 2008, 33 (4-5), 303-27.
20. Latridis GE. Environmental Disclosure Quality: Evidence on Environmental Performance, Corporate Governance and Value Relevance. *Emerging Markets Review*, *2013, 14, pp. 55-75.
21. Ministry of Environment. *Report on the Results of Program Assessment of Company Performance Rating in Environmental Management 2013*.
22. Jensen MC. *Value Maximization, Stakeholders Theory, and The Corporate Objective Function*. Working Paper Harvard Business School, 2001, 01-09, 1-21.