


Call for Abstracts



6th Conference of Cereal Biotechnology and Breeding.

CBB6

Open



E3S Web of Conferences

COUNTRY	SUBJECT AREA AND CATEGORY	PUBLISHER
France	Earth and Planetary Sciences Earth and Planetary Sciences (miscellaneous)	EDP Sciences
 Universities and research institutions in France	Energy Energy (miscellaneous)	
	Environmental Science Environmental Science (miscellaneous)	
		
PUBLICATION TYPE	ISSN	COVERAGE
Conferences and Proceedings	22671242	2013- 2020



SCOPE

E3S Web of Conferences is an Open Access publication series dedicated to archiving conference proceedings in all areas related to En Energy and Earth Sciences. The journal covers the technological and scientific aspects as well as social and economic matters. Major include: soil sciences, hydrology, oceanography, climatology, geology, geography, energy engineering (production, distribution and storage energy, sustainable development, natural resources management... E3S Web of Conferences offers a wide range of services from the c the submission of conference proceedings to the worldwide dissemination of the conference papers. It provides an efficient archiving ensuring maximum exposure and wide indexing of scientific conference proceedings. E3S Web of Conferences offers a wide range of : the organization of the submission of conference proceedings to the worldwide dissemination of the conference papers. It provides ar archiving solution, ensuring maximum exposure and wide indexing of scientific conference proceedings. Proceedings are published un scientific responsibility of the conference editors.

 Join the conversation about this journal

Prepare Your Manuscript

Your paper will be matched by subject area to a US-trained editor wi advanced degree.

American Journal Experts

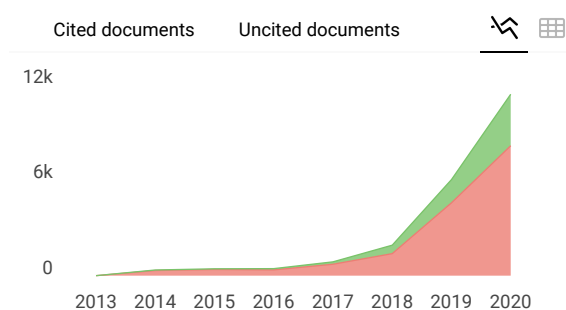
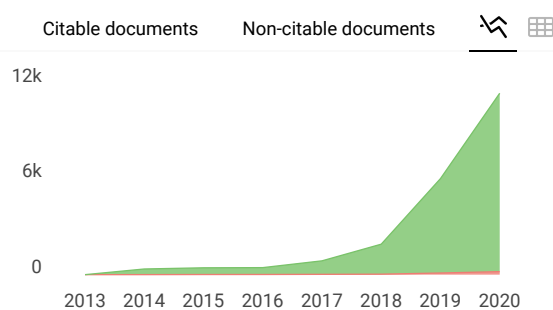
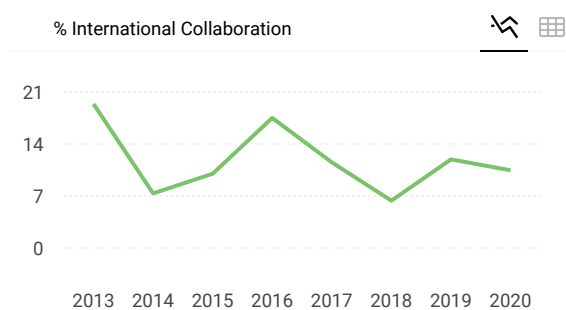
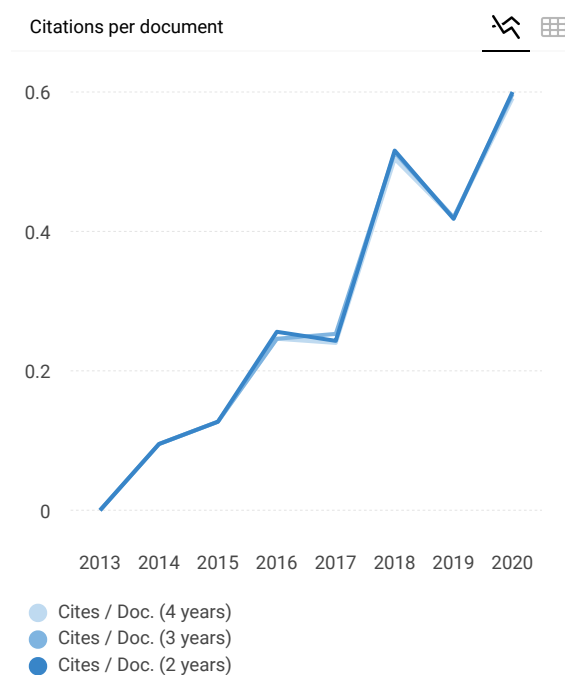
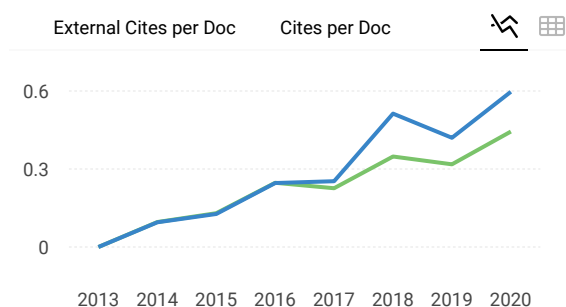
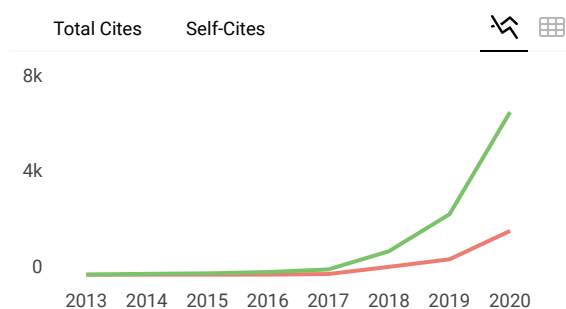


SJR



Total Documents





← Show this widget in your own website

Just copy the code below and paste within your html code:

`<a href="https://www.scima`

SCImago Graphica

Explore, visually communicate and make sense of data with our **new free tool**.

Get it



Prepare Your Manuscript

Your paper will be matched by subject area to a US-trained editor with an advanced degree.

American Journal Experts



Metrics based on Scopus® data as of April 2021

N

Nurhadi 6 days ago

Dear Scimago Team.

Is it possible for me to submit my articles in the E3S Web of Conferences to a journal with the index Q1/Q2/Q3/Q4, and does it not violate plagiarism? Thank you.

reply



Melanie Ortiz 5 days ago

SCImago Team

Dear Nurhadi,

thank you very much for your comment.

We suggest you contact E3S Web of Conferences editorial staff so they could inform you more deeply concerning the copyright. Besides, you'll need to check the editorial policy of the journal you'll choose and inform the editorial staff.

Best Regards, SCImago Team

T

TheHung 1 year ago

Dear SCImago Team

Could you tell me the E3S Web of Conferences belongs to the blacklist journals or not? Because I got some information from my college. Please advise

Thank you very much

reply



Melanie Ortiz 1 year ago

SCImago Team

Dear TheHung,
Thank you for contacting us.
SJR is a portal with scientometric indicators of journals indexed in Scopus. All the data have been provided by Scopus /Elsevier and SCImago doesn't have the authority over this data. For more information about predatory journals or publishers, you can check the link below:
<https://beallslist.weebly.com/>
Best regards, SCImago Team

A **Antonietta Ianniello** 1 year ago

Dear SCImago Team

Could you please advise whether E3S Web of Conferences has an impact factor? Because in internet I saw that this journal has 0.52 IF. Please advise

Thank you very much

reply



Melanie Ortiz 1 year ago

SCImago Team

Dear Antonietta, thank you very much for your comment. SCImago Journal and Country Rank uses Scopus data, our impact indicator is the SJR. We suggest you consult the Journal Citation Report for other indicators (like Impact Factor) with a Web of Science data source. Best Regards, SCImago Team

E **Ezhil** 1 year ago

Dear SCImago Team

E3 web of conferences journal Coverage mentioned is 2013-2020. Will it be extended.

reply



Melanie Ortiz 1 year ago

SCImago Team

Dear Ezhil,
thank you very much for your comment, unfortunately we cannot help you with your request. We suggest you contact Scopus support:
https://service.elsevier.com/app/answers/detail/a_id/14883/kw/scimago/supporthub/scopus/
Best Regards, SCImago Team

S **Siripen** 1 year ago

Dear SCImago Team

Could you please advise whether E3S Web of Conferences is a journal? What category it is called? Is it a conference proceedings or journal? Because in E3S Web of Conferences, it says it is a journal but in scopus, it is a conference proceedings. Please advise

Thank you very much

reply

T **Tag** 1 year ago

It's not a journal, it is Conferences Proceedings.

E **Elena** 2 years ago

currently the quartile of this journal is 3

reply



Melanie Ortiz 2 years ago

SCImago Team

Dear Elena,

Thank you for contacting us. This publication type hasn't a quartile assigned. We calculate the SJR data for all the publication types, but the Quartile data are only calculated for Journal type's publications. Best regards, SCImago Team

T **Thanh Quang Khai Lam** 2 years ago

Hi

Is "Lecture Notes in Civil Engineering" journal in Q4?

I don't see it in Scimago.

Thanks

reply

M **Madhuri Damaraju** 3 years ago

Hi,

Are the conference proceedings published in E3S web of conferences, scopus indexed?

Thanks

reply

**Elena Corera** 3 years ago

SCImago Team

Dear Madhuri, in the SCImago Journal & Country Ranks all the information that we have available of the journals in Open Access is shown, if you do not locate the journal in the search engine, Scopus / Elsevier has not provided us with your data. Best Regards, SCImago Team

Leave a comment

Name

Email

(will not be published)



I'm not a robot

reCAPTCHA
[Privacy](#) - [Terms](#)

Submit

The users of Scimago Journal & Country Rank have the possibility to dialogue through comments linked to a specific journal. The purpose is to have a forum in which general doubts about the processes of publication in the journal, experiences and other issues derived from the publication of papers are resolved. For topics on particular articles, maintain the dialogue through the usual channels with your editor.

Developed by:



Powered by:



Follow us on @ScimagoJR

Scimago Lab, Copyright 2007-2020. Data Source: Scopus®

EST MODUS IN REBUS

Horatio (Satire 1.1.106)



eISSN: 2267-1242

E3S Web of Conferences

Volume 130 (2019)

The 1st International Conference on Automotive, Manufacturing, and Mechanical Engineering (IC-AMME 2018)

Kuta, Bali, Indonesia, September 26-28, 2018

R.H. Setyobudi, F.D. Suprianto, M. Mel, O. Anne, P. Soni, T. Turkadze, Y. Jani and Z. Vincēviča-Gaile (Eds.)

Export the citation of the selected articles Export

Select all

Open Access

About the conference

Published online: 15 November 2019

PDF (1.92 MB)

Open Access

Statement of Peer review

Published online: 15 November 2019

PDF (232 KB)



Open Access

Simulation-based Prediction of Structural Design Failure in Fishing Deck Machinery a Hydraulic Type with Finite Element Method 01001

Agri Suwandi, Dede Lia Zariatin, Bambang Sulaksono, Estu Prayogi and I Made Widana

Published online: 15 November 2019

DOI: <https://doi.org/10.1051/e3sconf/201913001001>

PDF (599.7 KB)

References

NASA ADS Abstract Service



Open Access

Effect of Frequency on Droplet Characteristics in Ultrasonic Atomization Process 01002

Amelia Sugondo, Sutrisno, Willyanto Anggono and Olga Anne

Published online: 15 November 2019

DOI: <https://doi.org/10.1051/e3sconf/201913001002>

PDF (413.2 KB)

References

NASA ADS Abstract Service



Open Access

Sound Absorption Performance of Sugar Palm Trunk Fibers 01003

Anditya Endar Prabowo, Kuncoro Diharjo, Ubaidillah and Iwan Prasetyo

Published online: 15 November 2019

DOI: <https://doi.org/10.1051/e3sconf/201913001003>

PDF (645.0 KB)

References

NASA ADS Abstract Service



Open Access

Characteristics Of Aluminium ADC 12/SiC Composite with the Addition of TiB and Sr Modifier 01004

Astari Indarsari, Anne Zulfia Syahrial and Budi Wahyu Utomo

Published online: 15 November 2019

DOI: <https://doi.org/10.1051/e3sconf/201913001004>

PDF (677.3 KB)

References

NASA ADS Abstract Service



Open Access

Optimizing The Addition of TiB to Improve Mechanical Properties of the ADC 12/SiC Composite Through Stir Casting Process 01005

Cindy Retno Putri, Anne Zulfia Syahrial, Salahuddin Yunus and Budi Wahyu Utomo

Published online: 15 November 2019

DOI: <https://doi.org/10.1051/e3sconf/201913001005>

PDF (585.7 KB)

References

NASA ADS Abstract Service



Open Access

Drivers and Barriers of Mobile Phone Remanufacturing Business in Indonesia: Perspectives of Retailers 01006

Didik Wahjudi, Shu-san Gan, Yopi Yusuf Tanoto, Jerry Winata and Benny Tjahjono

Published online: 15 November 2019

DOI: <https://doi.org/10.1051/e3sconf/201913001006>

PDF (379.7 KB)

References

NASA ADS Abstract Service



Open Access

Experimental Analysis on Solid Desiccant Used in An Air Conditioning 01007

Ekadewi Anggraini Handoyo, Andriono Slamet and Muhammad Danang Birowosuto

Published online: 15 November 2019

DOI: <https://doi.org/10.1051/e3sconf/201913001007>

PDF (605.5 KB)

References

NASA ADS Abstract Service



Open Access

Influences of Groove Angles and Filler Metals on 304L Stainless Steel to AISI 1040 Carbon Steel Dissimilar Joint by Gas Tungsten Arc Welding 01008

Eriek Wahyu Restu Widodo, Vuri Ayu Setyowati, Suheni and Ahmad Rilo Hardianto

Published online: 15 November 2019

DOI: <https://doi.org/10.1051/e3sconf/201913001008>

PDF (839.3 KB)

References

NASA ADS Abstract Service



Open Access

The Effect of Biodiesel Blends Made from Carica papaya L. Seeds on the Performance of Diesel Engine 01009

Fandi Dwiputra Suprianto, Willyanto Anggono, Teng Sutrisno, Daniel William Gunawan and Gabriel Jeremy Gotama

Published online: 15 November 2019

DOI: <https://doi.org/10.1051/e3sconf/201913001009>

PDF (990.1 KB)

References

NASA ADS Abstract Service



Open Access

Container Ship Accident Analysis due to Container Stacked on Deck as an Attempt to Improve Maritime Logistic System 01010

Gafero Priapalla Rahim and Sunaryo

Published online: 15 November 2019

DOI: <https://doi.org/10.1051/e3sconf/201913001010>

PDF (474.4 KB)

References

NASA ADS Abstract Service



Open Access

Automatic Petrol and Diesel Engine Sound Identification Based on Machine Learning Approaches 01011

Halim Frederick, Astuti Winda and Mahmud Iwan Solihin

Published online: 15 November 2019

DOI: <https://doi.org/10.1051/e3sconf/201913001011>

PDF (588.2 KB)

References

NASA ADS Abstract Service



Open Access

Optimization of Soft Body Armor with Laminates of Carbon–aramid Fiber and Polyester Fiber Using the Taguchi Method 01012

Hari Purnomo, Wahyu Ismail Kurnia, Farham Haji Muhammad Saleh and Alex Kisanjani

Published online: 15 November 2019

DOI: <https://doi.org/10.1051/e3sconf/201913001012>

PDF (565.2 KB)

References

NASA ADS Abstract Service



Open Access

Hybrid Turbulence Models: Recent Progresses and Further Researches 01013

Hariyo Priambudi Setyo Pratomo, Fandi Dwiputra Suprianto and Teng Sutrisno

Published online: 15 November 2019

DOI: <https://doi.org/10.1051/e3sconf/201913001013>

PDF (537.1 KB)

References

NASA ADS Abstract Service



Open Access

Preliminary Study on Mesh Stiffness Models for Fluid-structure Interaction Problems 01014

Hariyo Priambudi Setyo Pratomo, Fandi Dwiputra Suprianto and Teng Sutrisno

Published online: 15 November 2019

DOI: <https://doi.org/10.1051/e3sconf/201913001014>

PDF (828.8 KB)

References

NASA ADS Abstract Service



Open Access

Development of Real Time Machine Tools Component Utilization Data Acquisition for developing Dynamic Model of Maintenance Scheduling 01015

Herman Budi Harja, Tri Prakosa, Yatna Yuwana Martawirya, Indra Nurhadi and Andrian Sagisky Januartha

Published online: 15 November 2019

DOI: <https://doi.org/10.1051/e3sconf/201913001015>

PDF (456.7 KB)

References

NASA ADS Abstract Service



Open Access

Probabilistic Evaluation of Fatigue Crack Growth Rate for Longitudinal Tungsten Inert Gas Welded Al 6013-T4 Under Various PostWeld Heat Treatment Conditions 01016

I Made Wicaksana Ekaputra, Gunawan Dwi Haryadi, Stefan Mardikus and Rando Tungga Dewa

Published online: 15 November 2019

DOI: <https://doi.org/10.1051/e3sconf/201913001016>

PDF (515.6 KB)

References

NASA ADS Abstract Service



Open Access

Experimental Performance Analysis of Shallow Spiral-tube Ground Heat Exchangers in Series and Parallel Configurations 01017

Jalaluddin, Akio Miyara, Rustan Tarakka and Muhammad Anis Ilahi Ramadhani

Published online: 15 November 2019

DOI: <https://doi.org/10.1051/e3sconf/201913001017>

PDF (848.2 KB)

References

NASA ADS Abstract Service



Open Access

Structural Evaluation on Sugarcane Bagasse Treated Using Sodium and Calcium Hydroxide 01018

Juliana Anggono, Hariyati Purwaningsih, Suwandi Sugondo, Steven Henrico, Sanjaya Sewucipto and Jay Patel

Published online: 15 November 2019

DOI: <https://doi.org/10.1051/e3sconf/201913001018>

PDF (1.559 MB)

References

NASA ADS Abstract Service



Open Access

The Influence of Room and Ambient Temperatures of Exergy Loss in Air Conditioning Using Ejector as an Expansion Device with R290 as Working Fluid 01019

Kasni Sumeru, Pratikto Pratikto, Andriyanto Setyawan and Adenkule Moshood Abioye

Published online: 15 November 2019

DOI: <https://doi.org/10.1051/e3sconf/201913001019>

PDF (440.2 KB)

References

NASA ADS Abstract Service



Open Access

Automotive Start-Stop Engine Based on Face Recognition System 01020

Lim William, Astuti Winda, Dewanto Satrio, Tan Sofyan and Mahmud Iwan Solihin

Published online: 15 November 2019

DOI: <https://doi.org/10.1051/e3sconf/201913001020>

PDF (1003 KB)

References

NASA ADS Abstract Service



Open Access

The Effect of Coconut Shell Powder as Functional Filler in Polypropylene during Compounding and Subsequent Molding 01021

Matt Kirby, Benjamin Lewis, Benjamin Peterson, Juliana Anggono and Walter Bradley

Published online: 15 November 2019

DOI: <https://doi.org/10.1051/e3sconf/201913001021>

PDF (623.2 KB)

References

NASA ADS Abstract Service



Open Access

Automotive Start-Stop Engine Based on Fingerprint Recognition System 01022

Pranoko Rivandi, Astuti Winda, Dewanto Satrio and Mahmud Iwan Solihin

Published online: 15 November 2019

DOI: <https://doi.org/10.1051/e3sconf/201913001022>

PDF (459.6 KB)

References

NASA ADS Abstract Service



Open Access

Effect of T6 on Mechanical Properties of TiB and Sr Modified ADC12/SiC Composite Produced by Stir Casting 01023

Pritamara Wahyuningtyas, Anne Zulfia Syahrial, Wahyuaji Narottama Putra and Budi Wahyu Utomo

Published online: 15 November 2019

DOI: <https://doi.org/10.1051/e3sconf/201913001023>

PDF (869.7 KB)

References

NASA ADS Abstract Service



Open Access

Regression Equations to Determine the Stages of Electric Current in Electrical Discharge Machining (EDM) According to the Level of Desired Surface Roughness with Shortest Processing Time 01024

Roche Alimin, Didik Wahjudi, Hariyanto Gunawan and Prayogo Putra Poernomo

Published online: 15 November 2019

DOI: <https://doi.org/10.1051/e3sconf/201913001024>

PDF (597.2 KB)

References

NASA ADS Abstract Service



Open Access

Increasing Port Performance through Port Navigation Safety Assessment using the Formal Safety Assessment Method (Case Study Port of Tanjung Priok - Indonesia) 01025

Sahlan Ridwan and Sunaryo

Published online: 15 November 2019

DOI: <https://doi.org/10.1051/e3sconf/201913001025>

PDF (354.3 KB)

References

NASA ADS Abstract Service



Open Access

A Feasibility Study of Mobile Phone Casings Remanufacturing 01026

Shu–San Gan, Juliana Anggono, Didik Wahjudi, Yopi Tanoto, Randy and Novana Hutasoit

Published online: 15 November 2019

DOI: <https://doi.org/10.1051/e3sconf/201913001026>

PDF (540.7 KB)

References

NASA ADS Abstract Service



Open Access

3D Simulative Investigation of Heat Transfer Enhancement Using Three Vortex Generator Types Surrounding Tube in Plate Fin Heat Exchanger 01027

Stefan Mardikus, Petrus Setyo Prabowo, Vinsensius Tiara Putra, Made Wicaksana Ekaputra and Juris Burlakovs

Published online: 15 November 2019

DOI: <https://doi.org/10.1051/e3sconf/201913001027>

PDF (770.6 KB)

References

NASA ADS Abstract Service



Open Access

Investigation on the Sandwich System Hull Materials for Solar Powered Electrical Sport Boat 01028

Sunaryo and Aldy Syahriddin Hanifa

Published online: 15 November 2019

DOI: <https://doi.org/10.1051/e3sconf/201913001028>

PDF (589.6 KB)

References

NASA ADS Abstract Service



Open Access

Electrical System Design of Solar-Powered Electrical Water Recreational and Sport Vessel 01029

Sunaryo and Pradhana Shadu Imfianto

Published online: 15 November 2019

DOI: <https://doi.org/10.1051/e3sconf/201913001029>

PDF (674.8 KB)

References

NASA ADS Abstract Service



Open Access

Experimental Investigation of Avocado Seed Oil Utilization in Diesel Engine Performance 01030

Sutrisno, Willyanto Anggono, Fandi Dwiputra Suprianto, Cokro Daniel Santosa, Michael Suryajaya and Gabriel Jeremy Gotama

Published online: 15 November 2019

DOI: <https://doi.org/10.1051/e3sconf/201913001030>

PDF (517.8 KB)

References

NASA ADS Abstract Service



Open Access

Optimization of Boring Process Parameters in Manufacturing of Polyacetal Bushing using High Speed Steel 01031

The Jaya Suteja, Yon Haryono, Andri Harianto and Esti Rinawiyanti

Published online: 15 November 2019

DOI: <https://doi.org/10.1051/e3sconf/201913001031>

PDF (379.0 KB)

References

NASA ADS Abstract Service



Open Access

Development of Total Hip Joint Replacement Prostheses Made by Local Material: An Introduction 01032

Tresna Priyana Soemardi, Agri Suwandi, Cholid Badri, Anwar Soefi Ibrahim, Sastra Kusuma Wijaya and Januar Parlaungan Siregar

Published online: 15 November 2019

DOI: <https://doi.org/10.1051/e3sconf/201913001032>

PDF (549.9 KB)

References

NASA ADS Abstract Service



Open Access

Strategy to Improve Recycling Yield of Aluminium Cans 01033

Victor Yuardi Risonarta, Juliana Anggono, Yosias Michael Suhendra, Setyo Nugrowibowo and Yahya Jani

Published online: 15 November 2019

DOI: <https://doi.org/10.1051/e3sconf/201913001033>

PDF (317.9 KB)

References

NASA ADS Abstract Service



Open Access

Using Agricultural Waste to Create More Environmentally Friendly and Affordable Products and Help Poor Coconut Farmers 01034

Walter L. Bradley and Sean Conroy

Published online: 15 November 2019

DOI: <https://doi.org/10.1051/e3sconf/201913001034>

PDF (783.3 KB)

References

NASA ADS Abstract Service



Open Access

Intelligent Automatic V6 and V8 Engine Sound Detection Based on Artificial Neural Network 01035

Wenny Vincent, Astuti Winda and Mahmud Iwan Solihin

Published online: 15 November 2019

DOI: <https://doi.org/10.1051/e3sconf/201913001035>

PDF (585.9 KB)

References

NASA ADS Abstract Service



Open Access

Effect of Various Supercharger Boost Pressure to in-Cylinder Pressure and Heat Release Rate Characteristics of Direct Injection Diesel Engine at Various Engine Rotation 01036

Willyanto Anggono, Wataru Ikoma, Haoyu Chen, Zhiyuan Liu, Mitsuhisa Ichiyanagi and Takashi Suzuki

Published online: 15 November 2019

DOI: <https://doi.org/10.1051/e3sconf/201913001036>

PDF (791.3 KB)

References

NASA ADS Abstract Service



Open Access

Experimental and Numerical Investigation of Laminar Burning Velocities of Artificial Biogas Under Various Pressure and CO₂ Concentration 01037

Willyanto Anggono, Akihiro Hayakawa, Ekenechukwu C. Okafor and Gabriel Jeremy Gotama

Published online: 15 November 2019

DOI: <https://doi.org/10.1051/e3sconf/201913001037>

PDF (560.1 KB)

References

NASA ADS Abstract Service



Open Access

Kinematic Analysis of Triple Ball Tie-rod in Ackermann Steering and Tilting Mechanism for Tricycle Application 01038

Wimba Pramudita Wid, Aufar Syehan and Danardono Agus Sumarsono

Published online: 15 November 2019

DOI: <https://doi.org/10.1051/e3sconf/201913001038>

PDF (704.2 KB)

References

NASA ADS Abstract Service



Open Access

Process Planning Review for Mobile Phone Remanufacturing in Indonesia 01039

Yopi Yusuf Tanoto, Shu-San Gan, Didik Wahjudi, Niko Adrisenna Pontjonoto and Michael Suryajaya

Published online: 15 November 2019

DOI: <https://doi.org/10.1051/e3sconf/201913001039>

PDF (326.7 KB)

References

NASA ADS Abstract Service



Open Access

Studies on Water Sorption Behaviour of Laminated Bamboo Polymer Composite 01040

Yuniar Ratna Pratiwi, Indah Widiastuti and Budi Harjanto

Published online: 15 November 2019

DOI: <https://doi.org/10.1051/e3sconf/201913001040>

PDF (408.3 KB)

References

NASA ADS Abstract Service



Open Access

The Impact of Enterprise Resources Planning Implementation in Cross-Functional for Sharing Knowledge and Quality Information in Preparing the Financial Statements 01041

Zeplin Jiwa Husada Tarigan, Sautma Ronni Basana and Widjojo Suprpto

Published online: 15 November 2019

DOI: <https://doi.org/10.1051/e3sconf/201913001041>

PDF (333.3 KB)

References

NASA ADS Abstract Service



Open Access

Effect of Key User Empowerment, Purchasing Strategy, Process Integration, Production System to Operational Performance 01042

Zeplin Jiwa Husada Tarigan, Hotlan Siagian, Sautma Ronni Basana and Ferry Jie

Published online: 15 November 2019

DOI: <https://doi.org/10.1051/e3sconf/201913001042>

PDF (426.6 KB)

References

NASA ADS Abstract Service

Experimental Analysis on Solid Desiccant Used in An Air Conditioning

Ekadewi Anggraini Handoyo^{1,*}, *Andriono Slamet*¹, and *Muhammad Danang Birowosuto*²

¹Mechanical Engineering Department, Petra Christian University, Jl. Siwalankerto No.121–131, Surabaya 60236, Indonesia.

²CNRS International NTU Thales Research Alliance (CINTRA), Research Techno Plaza, 50 Nanyang Drive, Border X Block, 637553, Singapore

Abstract. Garden by The Bay in Singapore is the world's largest coolest conservatories. Although it is located in tropics and uses so many glasses, its electricity consumption is as much as a commercial building. The key to this low consumption is in air cooling technology. Air used for cooling the conservatories is dehumidified first using liquid desiccants before cooled. The same technology was implemented to a single-split air conditioner (AC) that works on a vapor-compression refrigeration cycle. The experiments were conducted in a room with opened and closed door. Instead of using a liquid desiccant, the experiment used a solid desiccant, i.e., silica gel which thickness was 6 mm and 8 mm with density equals to 1.27 gr cm^{-3} . From the experiment, it is found that: (i) the thicker the silica gel, the higher outlet air temperature from silica gel, (ii) less condensate will be produced when the silica gel used is thicker, (iii) silica gel is suitable for reducing humidity of outdoor/fresh air, and (iv) the electricity consumption saving for inserting 8 mm silica gel is only 4 % when the door is closed and 31 % when the door is opened.

Key words: Dehumidification, electricity saving evaporator, relative humidity, silica gel.

1 Introduction

As a country located in tropics, the weather in Indonesia is humid and hot. Global warming makes it worse. Nowadays, air conditioning is required in almost all building and houses in densely populated cities in Indonesia. A principal purpose of the air conditioning system is to provide conditions for human thermal comfort. "Thermal comfort is that condition of mind that expresses satisfaction with the thermal environment." In general, comfort occurs when the air temperature is maintained at 22 °C to 26 °C, and its relative humidity (RH) is lower than 60 % [1]. This comfort condition was available a long time ago, but it is not anymore now. For example, the air temperature and RH in Surabaya, Indonesia could reach 75 °F to 93 °F (24 °C to 34 °C) and 4 % to 96 %, respectively [2]. Since this condition can not meet the comfort criteria, air conditioning is required.

* Corresponding author: ekadewi@petra.ac.id

Another country in tropics has the same climate that is Singapore. One well-known icon of the city available since 2012 is Garden by The Bay. These Singapore superstructures are the world's largest coolest conservatories. These conservatories are Flower Dome and Cloud Forest. Building two cooled conservatories in a place that is so close to the equator and where fuel resources are limited was considered madness [3]. Yet, its electrical consumption is not more than a modern office building in Singapore. Air used for cooling is dehumidified first using liquid desiccants. Then, this less moisture air is cooled with chilled water. The desiccants are regenerated using a combination of waste heat from a biomass system and solar energy [4].

An air-conditioning system with a silica gel bed was evaluated in an experimental investigation in India. From the experiment, it was found that the electricity saving was about 19 % [5]. The combined liquid desiccant dehumidification and vapor compression system, defined as hybrid liquid desiccant systems, was studied extensively to improve the performance of these systems. Different configurations of hybrid liquid desiccant systems and their components were investigated [6]. The use of solar energy to drive air-conditioning is attractive since the cooling load has a high coincidence with the availability of solar irradiation. A simulation with Mediterranean Region data was conducted to compare a solar desiccant solid system (DEC), absorption refrigerant chillers, and a conventional vapor compression refrigerator. It is found out that the DEC system can achieve a primary energy saving of around 40 %, compared to an absorption refrigerant and of around 150 % compared to a conventional vapor compressor refrigerator [7]. Performance study of solid desiccant vapor compression hybrid air-conditioning system has been experimentally carried out for typical hot and humid weather of Roorkee. The present system has ensured a 61.7 % reduction in process air humidity ratio at the outlet of the desiccant wheel as compared to outdoor humidity ratio [8]. A two-dimensional heat and mass transfer theoretical model of cross-flow dehumidifier for household split air conditioner have been established [9].

A simulation with TRNSYS model was conducted to investigate the feasibility of using a desiccant cooling system combined with the heat wheel and heat source as an alternative HVAC in buildings. An experimental study has been performed at Tohoku University in Japan to compare the model. The results show that such a system is feasible for cooling building in hot-humid climates, especially when solar energy is used to regenerate the desiccant wheel [10]. A desiccant air-conditioning (DAC) can be operated by solar thermal energy for moderate humid climates. The performance of the DAC system improves with higher regeneration temperature until its threshold. This threshold regeneration temperature depends on several parameters such as the desiccant material, its flow rate, and air velocity. A multi-stage DAC system can be operated at lower regeneration temperature as compare to single-stage cycle with the same dehumidification amount [11]. Rotary DAC system combines desiccant dehumidification and evaporative cooling. This air conditioning system is advantageous because it is free from CFCs refrigerant and able to use low-grade heat source (such as solar energy and waste heat). Compared with conventional vapor compression air conditioning system, it gives the advantage of environment-friendly, energy saving, healthy, comfortable [12].

Liquid desiccant was successfully used in a central air conditioning system in Garden by The Bay. Many researchers also reported that the desiccant could be used in air conditioning [5–10]. Some experiment was conducted to know the effect of solid desiccant, which is silica gel, on a small air conditioning. Almost all of the previous research was conducted with an evaporative cooler with silica gel. In this research, the solid desiccant, i.e., silica gel will be used with a vapor-compression refrigeration or single-split air conditioner (AC) system. The electric consumption and process of air flowing thru silica gel and air conditioner will be analyzed.

2 Method

The solid desiccant, silica gel, was installed above the return grille of the single-split AC. The air will be drawn by the fan to flow thru silica gel first before being cooled with evaporator pipe of the AC. The schema of the experiment apparatus and the position of the measurement device is shown in Figure 1. While the equipment used is shown in Figure 2.

Figure 1 shows the measurement of air temperature include dry bulb – DB and web bulb – WB. It was measured at the supply of AC, return of AC, and after silica gel before being cooled. Six thermocouples type K was used with a KRN100 logger to record the air temperature. The air flow is measured using digital anemometer, which accuracy is $\pm 0.1 \text{ m s}^{-1}$. The wood box in Fig. 2 was used as a channel of the air flow thru silica gel. The thickness of silica gel bed used was 6 mm and 8 mm with density 1.27 gr cm^{-3} .

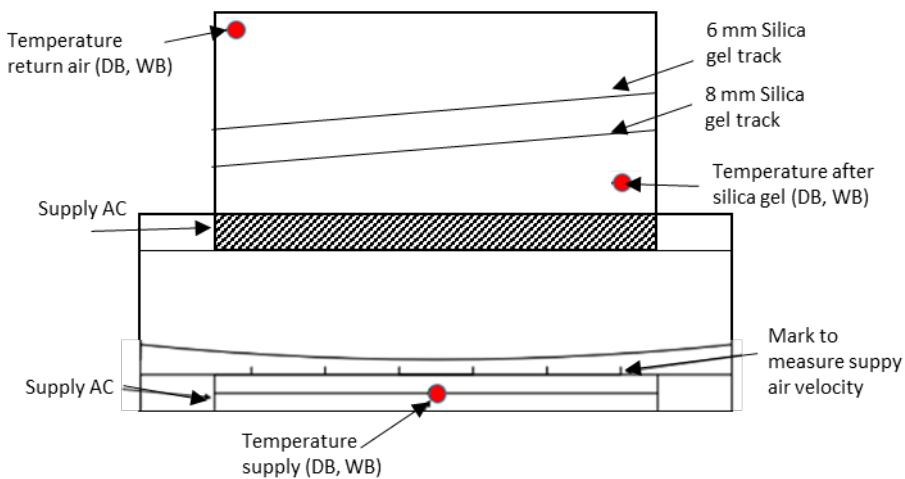


Fig. 1. Schema of experiment apparatus and position of the measurement device.



Fig. 2. A device used in the experiment of this research

The water condensate resulted in the AC was measured during the experiment to be used to analyze the air humidity as a result of silica gel usage. A digital kWh-meter was also installed to obtain electric consumption of the AC.

First, the experiment was conducted only on the single-split AC with no silica gel. Then, silica gel was inserted before air flow enter the AC with a thickness of 6 mm and 8 mm. So, there were three sets of an experiment conducted. This experiment was

conducted with the door closed or air circulated inside the testing room. To investigate the effect of using silica gel in AC when outdoor or fresh air was used, the experiment was repeated with the door opened.

3 Result and discussion

The temperature of supply and return air of the AC with and without silica gel are shown in Figure 3 (a) and Figure 3 (b) for door closed and opened, respectively. The temperature of the air after passed thru silica gel (SG) are also shown in Figure 3 (a) and Figure 3 (b) as SG_DB.

Figure 3 (a) and Figure 3 (b) show that the air temperature increased as it passed thru the silica gel either 6 mm or 8 mm thickness. During closed-door experiment without silica gel, the supply air could be as low as 10.45 °C while the return air was 20.95 °C at the steady condition. Silica gel in 6 mm decreased the air flow and made the room or return air was higher slightly, i.e. 23.25 °C. Flowing thru silica gel, the air temperature increased to be 24.15 °C. Being cooled in evaporator, its temperature reached 9.95 °C. For an 8 mm silica gel, return air was 24.25 °C and after silica gel reached 26.05 °C. Being cooled, the supply air was 10.8 °C. Thus, the air temperature difference between in and out was 10.5 °C for air flow without silica gel, and 13.3 °C and 13.45 °C for 6 mm and 8 mm silica gel bed. The thicker the silica gel, the higher the outlet air temperature from silica gel. This condition were found whether the door closed or opened. This happens because silica gel works by adsorption process.

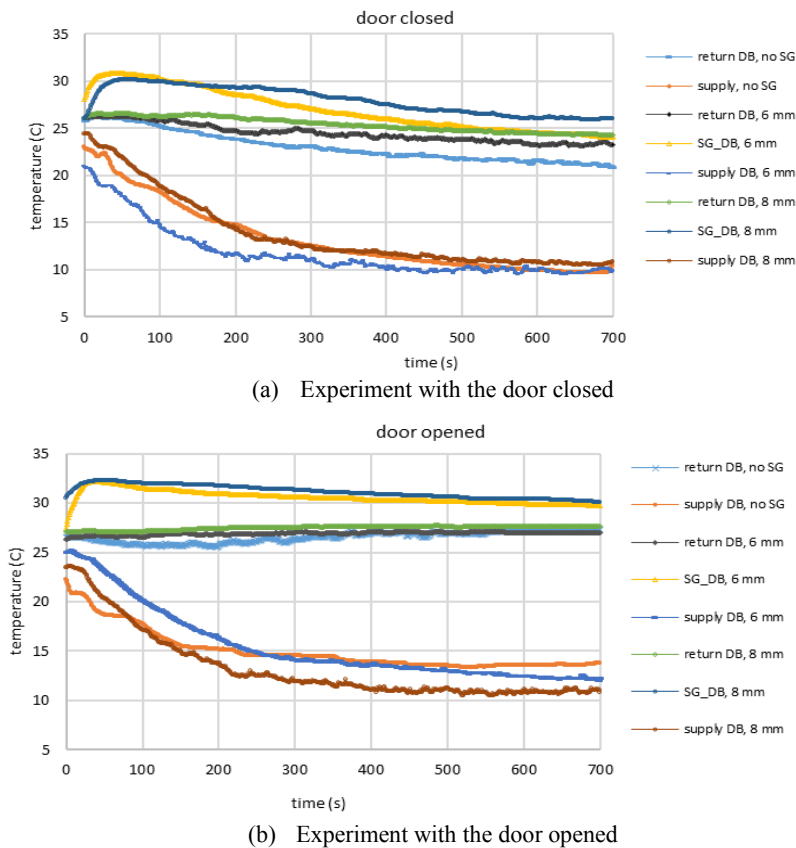
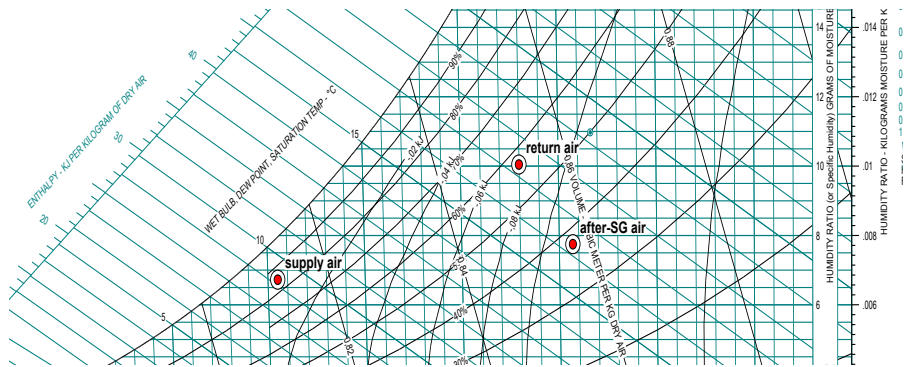


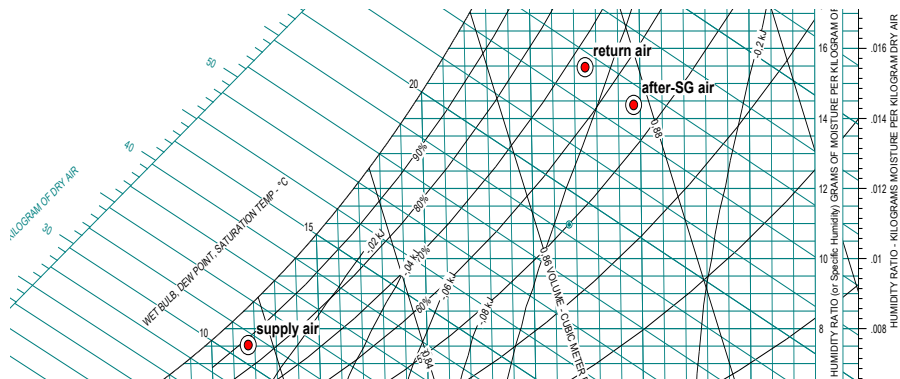
Fig. 3. Temperature measured during the experiment

The water in the air will be absorbed by the silica gel as it passes thru them. This adsorption process is exothermic and makes air temperature increases. The air humidity becomes less. This adsorption process experienced by the air is shown in Figure 4. Data in Figure 4 was an example for air passed thru (i) 8 mm silica gel when the door closed and (ii) 6 mm silica gel when the door opened. The same trend will happen for other condition.

The humidity ratio of the “return air” will decrease when it passes thru the silica gel and its dry-bulb temperature increase. Then, this “after-SG air” will flow thru the cooling coil of the evaporator. It is cooled and becomes “supply air.” The cooling process of the after-SG air to supply air will produce less dew or condensate compare to the cooling process from the return air to supply air. When the door is opened during the experiment, the humidity of the return air is higher than when the door is closed. The cooling coil works harder in Figure 4 (b) than Figure 4 (a). The condensate produced by cooling coil during the experiment, i.e., two hours is shown in Figure 5. When the door is opened, humid air enters the cooling coil and produce more condensate than when it is closed. Silica gel reduces the condensate because some of water vapor in the air is already absorbed before reach the cooling coil. Less condensate produced when the silica gel used is thicker, i.e. 8 mm. Thick silica gel means more silica gel that can absorb more water vapor.



(a) 8-mm silica gel when the door closed



(b) 6-mm silica gel when the door opened

Fig. 4. The state of the air flowing in AC with silica gel



Fig. 5. The condensate produced by cooling coil of the evaporator of the AC for 2 h experiment

Figure 6 (a) and Figure 6 (b) show the room dry-bulb temperature and its relative humidity (RH) when it returns to the AC from the room for door closed and opened, respectively. When the door was closed, the room temperature reached lowest when no silica gel used and the highest when 8-mm silica gel inserted in the AC. Opposite to that, room RH was the lowest when 8-mm silica gel used. Figure 5 shows that the condensate produced when 8-mm silica gel used is the least. Silica gel used in this experiment had good performance, i.e., dry air, less condensate but higher air temperature. The same phenomenon also happened when the door was opened. The air temperature was the lowest when no silica gel used, and RH was the lowest when 8-mm silica gel used before the cooling coil.

The room conditions could be very different if the door is opened or closed. From Figure 6 (a), the room DB temperature and relative humidity could be 21.0 °C and 69 %, respectively, when the door was closed and no silica gel used. From Figure 6 (b), it could be 27.4 °C and 67.5 % RH. The room DB temperature increased around 30 % because of opening the door when no silica gel. When silica gel used, the room DB increased 16 % and 14 % for the thickness of 6 mm and 8 mm, respectively. Room DB temperature in Figure 6 (b) looks to change rapidly. It is because outdoor air affects the room temperature. Opening the door could be considered equal to letting some fresh or outdoor air entering the room.

From Figure 6, it is found that silica gel affected the room temperature when the door was closed but did not affect when the door was opened. The room temperature at steady condition changed 10.7 % and 14.5 % when 6-mm silica gel and 8-mm silica gel used, respectively. While for opened-door condition, the room temperature changes only 1.2 % and 1.1 % for having 6 mm and 8 mm silica gel.

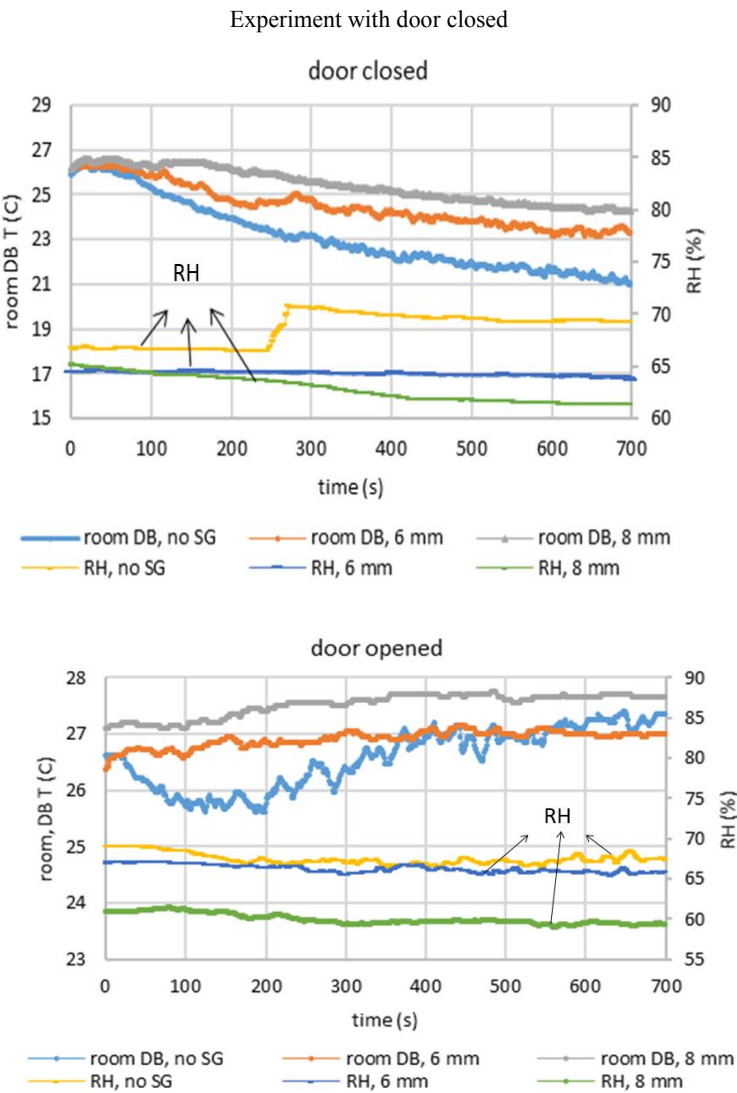


Fig. 6. Comparison of room temperature when the AC with and without silica gel

Though silica gel has a lot of benefit, it has some disadvantage, too. Silica gel is easy to find and economically friendly. It is only IDR 45 000 kg⁻¹ with density around 700 kg m⁻³. The silica gel absorbs the water vapor in the air coming to the AC. The air flow rate decreases because the silica gel makes high-pressure drop, as shown in Figure 7. The room DB temperature reduced much quickly when no silica gel used, as shown in Figure 6 (a). The low air flow rate produced by AC makes the room temperature decreasing very slowly. It is a disadvantage of adding silica gel. Yet, the air relative humidity is lower when the silica gel used is thicker. So, there is an advantage and disadvantage of adding silica gel.

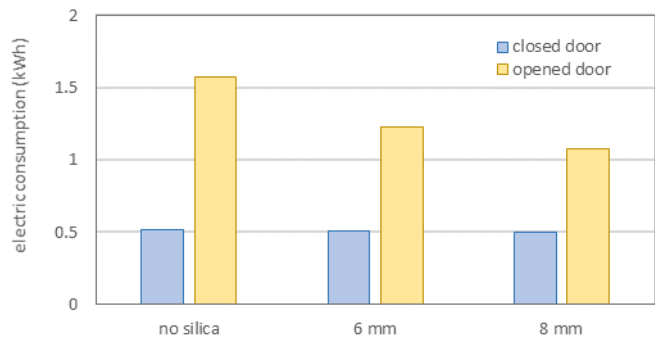


Fig. 7. The effect of silica gel on air flow rate returning and supplying in AC

As in Garden by The Bay, the electricity consumption for the AC with silica gel is less. Figure 8 shows that the energy used to pump heat transfer from the air in the AC is less when the thick silica gel is used. For a closed-door experiment, the energy required is much less than for an opened-door experiment. When the door is opened, then fresh air will enter the evaporator. The fresh air is usually warmer than circulated air. Higher temperature entering the AC will make higher electricity consumption. The electricity consumption saving for inserting 8 mm silica gel is only 4 % when the door is closed and 31 % when the door is opened.

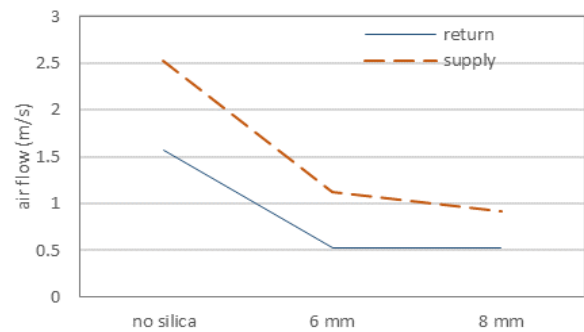


Fig. 8. Comparison of electricity consumption for 2 h experiment

The application of the result is that silica gel or other adsorbents can be inserted in fresh air grille before cooling coil of an Air Handling Unit (AHU) of a central air conditioning system. The silica gel or adsorbent will reduce the water vapor in the fresh air that is usually humid. Then, the air will transfer only sensible heat to the cooling coil. It will save electricity consumption for running the AC or AHU and chiller. Other suggestion is that the silica gel used combined with an absorption chiller [12]. When the air is humid and warm, silica gel can be used with an evaporative cooler (direct or indirect) to produce cool and dry air [11].

4 Conclusion

From the experiments conducted, the results are that the air humidity decreased and its temperature increased as it passed thru the silica gel either 6 mm or 8 mm thickness. The thicker the silica gel, the higher outlet air temperature from silica gel. This result was found during the experiment both when the door closed or opened.

Silica gel reduces the condensate because some of the water vapor in the air is already absorbed before reach the cooling coil. Less condensate produced when the silica gel used is thicker.

Room temperature was the lowest when no silica gel used, and the RH was the lowest when 8 mm silica gel used before the cooling coil. The room temperature changes only 1.2 % and 1.1 % for having 6 mm and 8 mm silica gel during the opened-door experiment. Silica gel is suitable for reducing the humidity of outdoor air. The electricity consumption saving for inserting 8-mm silica gel is only 4 % when the door is closed and 31 % when the door is opened.

References

1. Ashrae, Fundamentals. [Online] from <https://www.ashrae.org/technical-resources/ashrae-handbook/description-2017-ashrae-handbook-fundamentals> (2017) p. 9.1–9.2. [Accessed on 19 July 2018].
2. Weatherspark, *Average weather in Surabaya Indonesia*. [Online] from <https://weatherspark.com/y/124626/Average-Weather-in-Surabaya-Indonesia-Year-Round> (2018). [Accessed on 19 July 2018].
3. Atelier One, *Gardens by the bay, Singapore*. [Online] from <http://www.atelierone.com/gardens-by-the-bay> (2013). [Accessed on 19 July 2018].
4. H. Ferguson, *Singapore's supertrees, Ingenia Issue 58*. [Online] from <https://www.ingenia.org.uk/Ingenia/Articles/aba20bc9-1bd4-4ff4-afb2-1820b6d838a4> (2014). [Accessed on 19 July 2018].
5. V. Mittal, B.K. Khan. *Front. Energy Power Eng. China* 2010, **4**, 2, 161–165(2010). <https://link.springer.com/article/10.1007/s11708-009-0070-5>
6. A.T. Mohammad, S.B. Mat, M. Sulaiman, K. Sopian, A.A. Al-abidi. *Energy and Buildings*, **62**, 1–14 (2013). <https://www.sciencedirect.com/science/article/pii/S0378778813001655>
7. A. Gagliano, F. Patania, F. Nocera, A. Galesi. *Thermal Science*, **18**, 2: 563–576(2014). <http://thermalscience.vinca.rs/pdfs/papers-2013/TSCI120526067G.pdf>
8. D. Jani, M. Mishra and P. Sahoo. *Applied Thermal Engineering*, **104**: 556–564(2016). <https://www.sciencedirect.com/science/article/pii/S1359431116307724>
9. G. Ding, X. Chen, Z. Huang, Y. Ji, Y. Li. *Applied Thermal Engineering*, **139**, 376–386 (2018). <https://www.sciencedirect.com/science/article/pii/S1359431117360003>
10. M. Khoukhi. *International Journal of Materials, Mechanics and Manufacturing*, **1**, 2: 191–194 (2013). <http://www.ijmmm.org/papers/041-TT313.pdf>
11. M. Sultan, I.I. El-Sharkawy, T. Miyazaki, B.B. Saha, S. Koyama. *Renewable and Sustainable Energy Reviews*, **46**, 16–29(2015). <https://www.sciencedirect.com/science/article/pii/S1364032115001264>
12. D. La, Y. Dai, Y. Li, R. Wang, T. Ge. *Renewable and Sustainable Energy Reviews*, **14**, 130–147(2010). <https://www.sciencedirect.com/science/article/pii/S1364032109001737>