

Programs and Abstracts

TIMES-iCON2019

The 4th Technology Innovation Management and Engineering Science
International Conference

11th - 13th December 2019, Thailand

Organized by

The Association of Thai Digital Industries

and

Mahidol University

TIMES-iCON 2019

Copyright and Reprint Permission: Abstracting is permitted with credit to the source. Libraries are permitted to photocopy beyond the limit of U.S. copyright law for private use of patrons those articles in this volume that carry a code at the bottom of the first page, provided the per-copy fee indicated in the code is paid through Copyright Clearance Center, 222 Rosewood Drive, Danvers, MA 01923. For reprint or republication permission, email to IEEE Copyrights Manager at pubs-permissions@ieee.org. All rights reserved. Copyright ©2019 by IEEE.

IEEE Catalog Number: CFP19R77-ART

ISBN: 978-1-7281-3755-1

IEEE Catalog Number (USB): CFP19R77-USB

ISBN: 978-1-7281-3754-4

Table of Contents

<i>Title</i>	<i>Pages</i>
Message from General Chair	iv
Message from Secretary	v
Organizing Committee	vi
International Steering Committee	vii
List of Reviewers	viii
Technical Programs at a Glance	ix
Programs & Abstracts	1
Author Index	78

Welcome Message from the General Chair

On behalf of the Organizing Committee, it is our greatest honor to welcome you to The 4th Technology Innovation Management and Engineering Science International Conference (TIMES-iCON2017), hosted at Grad Mercure Fortune Hotel, Bangkok Thailand, 11th -13th December 2019. TIMES-iCON2019 is organized by the Association of Thai Digital Industries (ATDI) and Information Technology Management Program of Faculty of Engineering at Mahidol University. The TIMES-iCON2019 features a world-class conference that brings together researchers and practitioners in the field of management, innovation technology and information technology for the societal digital economy. TIMES-iCON2019 provides an opportunity for academic and industry professionals to present and discuss the various issues and latest research progress in the area related to the smart technology and digital economy such as technology and innovation management approaching to digital economy era, innovation management, information technology management, digital economy, data science, big data, smart engineering technology, corporate management, social management, education management, and healthcare informatics.

We would like to express our sincere gratitude to everyone involved in making the conference a success. Many thanks go to advisory board members, the organizing committees, the keynote speaker, the program committee and reviewers, the session chairs, the conference participants, and of course, to all the contributing authors who will be sharing the innovation and novelty of their high quality research.

We wish our best wishes for an awesome staying in Bangkok!

Assistant Professor Supaporn Kiattisin, PhD

TIMES-iCON2019 General Chair



Message from Secretary

Technology Innovation Management and Engineering Science International Conference (TIMES-iCON), which is an annual international conference, will be the most comprehensive conference focused on management, innovation technology and information technology covering the research areas of the digital economy, digital society, digital healthcare, digital organization, digital country, digital government and digital transformation and other related fields. In this year, the TIMES-iCON 2019 is the 4th international conference held in Bangkok, Thailand, on December 11th – 13th, 2019, at Fortune Mercure Hotel.

As this is the second year, I would like to thank the IEEE Thailand Section who is the main supporter for an inclusion in the IEEE database i.e. “All accepted papers are expected to be included in IEEE Xplore and indexed by EI.” I also would like to thank The Association of Thai Digital Industries (ATDI) for the financial sponsor, IT management (Faculty of Engineering, Mahidol University) for the patron, and the networking universities e.g. Graduate School of Commerce, Burapha University; Faculty of Engineering, Srinakharinwirot University; Maharakham Business School, Maharakham University; College of Arts, Media and Technology, Chiang Mai University; Faculty of Commerce and Management, Print of Songkla University, for their supporters.

This year program consists of 65 technical papers selected with peer review from 90 submissions. The 65 technical papers are selected from 15 countries such as Bangladesh, Czech Republic, India, Indonesia, Japan, Malaysia, Nigeria, Pakistan, P.R. China, Russia, Singapore, South Korea, United Kingdom, USA and Thailand. The TIMES-iCON 2019 technical programs lasting for three day from December 11th – 13th, 2019 is divided into 2 parallel sessions for 13 Tracks. I would like to specially thank our technical program committees and reviewers for their dedicated work in the entire process of reviewing and selecting the papers in the final program.

Finally, I would like to thank the authors, attendees and session chairs for your continued support of the TIMES-iCON 2019 conference. I hope all of you enjoy the excellent conference program at the TIMES-iCON 2019.

Associate Professor Adisorn Leelasantitham, PhD

TIMES-iCON2019 Secretary



Organizing Committee

General Chair

Supaporn Kiattisin (*Mahidol University*)

Technical Program Chair

Sotarat Thammaboosadee (*Mahidol University*)

Smitti Darakorn na Ayutthaya (*Mahidol University*)

Bunlur Emaruchi (*Mahidol University*)

Manutsiri Chansutthirangkool (*Mahidol University*)

Publicity Chair

Prush Sa-nga-ngam (*Mahidol University*)

Wasin Srisawas (*Mahidol University*)

Publication Chair

Adisorn Leelasantitham (*Mahidol University*)

Yutthapong Aunhataweesup (*Mahidol University*)

Jarurote Tippayachai (*Mahidol University*)

Local Arrangement Chair

Taweesak Samanchuen (*Mahidol University*)

Financial Chair

Chanattha Chansutthirangkool (*Mahidol University*)

Luksamee Chujai (*Mahidol University*)

Suchanya Ratsadonnyom (*Mahidol University*)

General Secretary

Adisorn Leelasantitham (*Mahidol University*)

International Steering Committee

B.K. Pal (*National Institute of Technology Fourkela, India*)

Ehab K. A. Mohamed (*The German University in Cairo, Egypt*)

Faizal Arya Samman (*Universitas Hasanuddin, Indonesia*)

Irfan Syamsuddin (*State Polytechnic of Ujung Pandang, Indonesia*)

Jean Paolo G. Lacap (*City College of Angeles, Angeles City, Philippines*)

Jeonghoon Lee (*Korea Institute of Science and Technology Information, South Korea*)

Hanmin Jung (*Korea Institute of Science and Technology Information, South Korea*)

Lance C.C. Fung (*Murdoch University, Australia*)

Manfred Glesner (*University Professor bei Technische Universitaet Darmstadt, Germany*)

Mohamed Basuony (*The American University in Cairo, Egypt*)

Parameshachari B.D. (*Visvesvaraya Technological University, India*)

Ramkumar Ganesan (*University Professor bei Technische Universitaet Darmstadt, Germany*)

Roland Petrasch (*Thammasat University, Thailand*)

Ruchire Eranga Wijesinghe (*Kyungpook National University, South Korea*)

Soochan Kim (*Hankyong National University, South Korea*)

Somkiat Wattanasirichaigoon (*Mahidol University, Thailand*)

Thilini Chathurika Gamage (*Sabaragamuwa University of Sri Lanka, Sri Lanka*)

List of Reviewers

Adisorn Leelasantitham (*Mahidol University*)
Apichat Terapasirdsin Rajamangala (*University of Technology Isan*)
Apinan Aurasopon (*Maharakham University*)
Atichart Harncharnchai (*Chiang Mai University*)
Hanmin Jung (*Institute of Science and Technology Information*)
Itthiphol Campoonga (*Maharakham University*)
Jean Paolo G. Lacap, (*City College of Angeles, Angeles City*)
Jeonghoon Lee (*Institute of Science and Technology Information*)
Kairoek Choeychuen (*Rajamangala University of Technology Rattanakosin*)
Laor Boongasame (*Bangkok University*)
Manirath Wongsim (*Maharakham University*)
Nanti Suthikarnnarunai (*University of the Thai Chamber of Commerce*)
Nattasit Gerdri (*Mahidol University*)
Parameshachari B.D. (*Visvesvaraya Technological University*)
Proud Arunrangsiwed Suan (*Sunandha Rajabhat University*)
Prush Sa-nga-ngam (*Mahidol University*)
Punnarumol Temdee (*Mae Fah Luang University*)
Raslapat Suteeca (*Chiang Mai University*)
Ratchada Kongkajan (*Thammasat University*)
Roungsan Chairsicharoen (*Mae Fah Luang University*)
Sarunya Lertputtarak (*Burapha University*)
Somkeit Noamna (*Chiang Mai University*)
Sotarat Thammaboosadee (*Mahidol University*)
Supasit Lertbuasin (*Burapha University*)
Taweesak Samanchuen (*Mahidol University*)
Thanatchaphan Petcharat (*Prince of Songkla University*)
Thanwadee Chinda (*Thammasat University*)
Thawatchai Suwanapong (*Prince of Songkla University*)
Watcharachai Wiriyasuttiwong (*Srinakharinwirot University*)
Waranyu Wongseeree (*King Mongkut's University of Technology North Bangkok*)
Werapon Chirachalit (*King Mongkut's University of Technology Thonburi*)
Wimol San-umm (*Thai-Nichi Institute of Technology*)
San Ratanasanya (*King Mongkut's University of Technology North Bangkok*)
Somporn Tiacharoen (*King Mongkut's University of Technology North Bangkok*)
Yodying Thanatawee (*Burapha University*)

TIMES-iCON2019 Final Program				
Day 1: Dec 11th, 2019				
17.00 - 18.30	Registration			
Day 2: Dec 12th, 2019				
08:00 - 09:00	Registration			
09.00 - 09.30	Openning Ceremony			
Session Room	Room 1		Room 2	
Session Topic	1. Science and Technology Engineering I		2. Data Science and Big Data I	
Session Chair	Khalid Tantawi		Jakkrit Kunthong	
09:30 -09:45	1570588761	<i>Advances in Industrial Robotics: From Industry 3.0 Automation to Industry 4.0 Collaboration</i>	1570590685	<i>Feature Selection of Credit Score Factor Based on Smartphone Usage using MCFS</i>
09:45 -10:00	1570591812	<i>Estimation of Welding Machine Flexibility by Using Data Envelopment Analysis (DEA) with Relative Closeness (RC)</i>	1570590406	<i>An Empirical Study to Evaluate Structural Similarity for Source Code Translation</i>
10:00 - 10:15	1570591894	<i>Wavelet Transformation for Hand-Motion Signal Analysis of TIG Welder Performance</i>	E03	<i>Development of Succulent Species Prediction System by Deep Learning Technique</i>
10:15 - 10:30	1570592572	<i>Design and Simulation of Reliable Standard Cell Library for INDEP Approach</i>	1570594259	<i>Mitigating Smart Primary User Emulation Attackers in Cognitive Radio Networks</i>
10:30 - 10:45	1570592828	<i>Development of Electronics Armor Shirt for the Shooting Practices of Law Enforcement Using Arduino Board</i>	1570593865	<i>Performance analysis of students based on data mining techniques: a literature review</i>
10:45 - 11:00	Coffee Break			
Session Room	Room 1		Room 2	
Session Topic	3. Science and Technology Engineering II		4. Data Science and Big Data II	
Session Chair	Tomáš Jurák		Manirath Wongsim	
11:00 - 11:15	1570594870	<i>Optimization Segment Value of Welch Algorithm by Fitting Data Technique for Double Pulse Welding Signal</i>	1570595963	<i>Analyzing Data Mining and Its Application to Smart Business</i>
11:15 - 11:30	1570597167	<i>Pros and Cons Analysis of a Flying-wing and a Canard Conceptions for a Special Purpose UAV in High Altitude</i>	1570597029	<i>A framework factors influencing big data analytics in accounting: case studies in Thailand</i>
11:30 - 11:45	1570597571	<i>Principles of Ethical Consideration in Safety Critical Software Systems Development</i>	1570593954	<i>A Survey on Data Stream Mining Towards the Internet of Things Application</i>
11:45 - 12:00	1570597730	<i>Ergodic Capacity and Outage Probability of Maximal-ratio Combining for Distributed Antenna System with General Configurations</i>	1570593847	<i>Recommendation Analysis of Candidates for Student Union Leadership Based on Data Mining Techniques</i>
12:00 - 12:15			1570594193	<i>Deep Learning Review On Drivers Drowsiness Detection</i>
12:15-13:30	Lunch			

X

Session Room	Room 1		Room 2	
Session Topic	5. Information Technology Management		6. Digital Education, Innovation and Knowledge Management, Behavioral Sciences and Communication Studies	
Session Chair	Thawatchai Suwanapong		Masaaki Komatsu	
13:30 - 13:45	1570592807	<i>An Analysis of Log Management Practices to reduce IT Operational Costs Using Big Data Analytics</i>	1570574961	<i>Does Generation X Intend to Use E-Wallet in Daily Transactions?</i>
13:45 - 14:00	1570597258	<i>Health Information System For Home Visits</i>	1570585772	<i>Stereotyped Emo Kids: A literature review</i>
14:00 - 14:15	1570597275	<i>Drug-Use Tracking System</i>	1570593595	<i>The Meaning of Sharing Information in Citizen Journalism</i>
14:15 - 14:30	1570592635	<i>Impact of Correlation-based Feature Selection on Photovoltaic Power Prediction</i>	1570590267	<i>Thailand's Learning Management Development for 21st Century Students Based on Singapore's Framework</i>
14:30 - 14:45	1570595024	<i>An Security Analysis of Ext Filesystem metadata</i>	1570597338	<i>Investigating the Next Level Digital Divide in Indonesia</i>
14:45 - 15:00	1570591290	<i>SMOTE Approach for Predicting the Success of Bank Telemarketing</i>	1570597429	<i>Knowledge Management and Transfer to the Future's World Largest Project in Space</i>
15:00-15:15	Coffee Break			
Session Room	Room 1		Room 2	
Session Topic	7. Blockchain Applications and IoT, Economic and Technology, Science and Technology Engineering		8. Strategic Management, Change Management and Entrepreneurship, HR Management and Organizational Development	
Session Chair	Marko Suvajdzic		Desmond Wong	
15:15 - 15:30	1570596101	<i>Practical Anti-Counterfeit Medicine Management System Based on Blockchain Technology</i>	1570579227	<i>Motivation of Entrepreneurs for Service Innovation</i>
15:30 - 15:45	1570596479	<i>Blockchain Art and Blockchain Facilitated Art Economy: Two Ways in Which Art and Blockchain Collide</i>	1570597614	<i>Factor Influencing Labor Productivity On-Site Construction in Phnom Penh, Cambodia</i>
15:45 - 16:00	1570596384	<i>Blockchain-based Integrity Protection System for Cloud Storage</i>	1570591560	<i>A viable system perspective on cluster development</i>
16:00 - 16:15	1570596836	<i>An Ergonomic Chair with Internet of Thing Technology using SVM</i>	1570597024	<i>The Evolution of Patent Application Strategies of Companies in the Commercial Aircraft Industry Through a Dynamic Capability Lens</i>
16:15 - 16:30	1570593308	<i>Net Zero Energy Building achievement of energy efficient home</i>	1570594048	<i>Value Added of Software Business for runners group using factor analysis</i>
16:30 - 16:45			1570594091	<i>Factors Influencing Supplier Selection for Vendor Managed Inventory Adoption in Hospitals</i>
18:00 - 22:00	Banquet			

Day 3: Dec 13th, 2019				
08:30 - 09:30	Registration			
Session Room	Room 1		Room 3	
Session Topic	9. Information Technology Management, Science and Technology Engineering		10. Digital Education, Innovation and Knowledge Management, Data Science and Big Data	
Session Chair	Vijay Kumar Sharma		Andreas Handojo	
09:30 - 09:45	E07	<i>Exploring the Usage and the User Interface of Mobile apps for Donors in Natural Disaster in East Java, Indonesia</i>	E02	<i>A Model of Cooperative Education Competency Expectation of Modern Management and Information Technology</i>
09:45 - 10:00	E10	<i>Hydrocarbon Compounds Learning Application</i>	1570592614	<i>Dengue Fever Outbreak Prediction in Surabaya using A Geographically Weighted Regression</i>
10:00 - 10:15	E14	<i>Communication Process Management within Virtual Work for Startup Entrepreneur</i>	E06	<i>Museum Visitor Activity Tracker using Indoor Positioning System</i>
10:15 - 10:30	E17	Server Scalability Using Kubernetes	E11	<i>Combination of Candlestick Pattern and Stochastic to Detect Trend Reversal in Forex Market</i>
10:30-10:45	Coffee Break			
Session Room	Room 1		Room 3	
Session Topic	11. Behavioral Sciences, Communication Studies and Information Management, Organizational Culture and Leadership in Digital Era		12. Digital Business, Innovation and Knowledge Management, Data Science and Big Data, Science and Technology Engineering	
Session Chair	Noppadol Phaosathianphan		Taweesak Samanchuen	
10:45 - 11:00	E08	<i>Factors influencing the intentions of customer with regard to the use of E-WOM behavior to promote the use of E-commerce websites</i>	E18	<i>An Analytical Data Monetization Value Chain for Educational Process Improvement under Thai University Central Admission System</i>
11:00 - 11:15	E12	<i>Cultural Tourism Web Service via Augmented Reality for Public Relations in Prachuapkhirikhan Province</i>	E15	<i>Selection of Logistics Service Provider for e-Commerce using AHP and TOPSIS: A case study of SMEs in Thailand</i>
11:15 - 11:30	E13	<i>Integrate Digital Twin to Exist Production System for Industry 4.0</i>	E19	<i>A Review of Wireless Power Transfer for Electric Vehicle: Technologies and Standards</i>
11:30 - 11:45	E16	<i>The Performance Evaluation of a Website using Automated Evaluation Tools</i>	E20	<i>The best business model for improving the competitiveness of local convenience store in thailand</i>
11:45 - 12:00	E21	<i>Factors influencing motivation of subscribe to the beauty youtube Channels</i>	E05	<i>Participatory Heuristic Evaluations of Jeliot Mobile: End-users evaluating usability of their mlearning application</i>
12:00 - 13:30	Lunch			
Session Room	Room 1			
Session Topic	13. Digital Education, Strategic Management, Change Management and Entrepreneurship, Organizational Culture and Leadership in Digital Era			
Session Chair	Theeraya Mayakul			
13:30 - 13:45	E22	<i>Fake news and online disinformation: a perspectives of Thai government officials</i>		
13:45 - 14:00	E23	<i>A Comparison of National Enterprise Architecture and E-government perspective</i>		
14:15 - 14:30	E24	<i>A perspective of thai government information service</i>		
14:30 - 14:45	E25	<i>Communication "Digital Spillover" And Implications to Thailand's Digital Economy Policy</i>		
14:45 - 15:00	E26	<i>Vessel silhouette identification based on edge detection</i>		
15:00 - 15:30	Coffee Break			
Conference End				



Document details - Server Scalability Using Kubernetes

1 of 1

[Export](#) [Download](#) [More...](#)

TIMES-iCON 2019 - 2019 4th Technology Innovation Management and Engineering Science International Conference

December 2019, Article number 9024501

4th Technology Innovation Management and Engineering Science International Conference, TIMES-iCON 2019; Fortune Mercure HotelBangkok; Thailand; 11 December 2019 through 13 December 2019; Category numberCFP19R77-ART; Code 158371

Server Scalability Using Kubernetes(Conference Paper)(Open Access)

Dewi, L.P., Noertjahyana, A., Palit, H.N., Yedutun, K.

Faculty of Industrial Technology Petra Christian University Surabaya, Informatics Department, Indonesia

Abstract

An enterprise that has implemented virtualization can consolidate multiple servers into fewer host servers and get the benefits of reduced space, power, and administrative requirements. Sharing their hosts' operating system resources, containerization significantly reduces workloads, and is known as a lightweight virtualization. Kubernetes is commonly used to automatically deploy and scale application containers. The scalability of these application containers can be applied to Kubernetes with several supporting parameters. It is expected that the exploitation of scalability will improve performance and server response time to users without reducing server utility capabilities. This research focuses on applying the scalability in Kubernetes and evaluating its performance on overcoming the increasing number of concurrent users accessing academic data. This research employed 3 computers: one computer as the master node and two others as worker nodes. Simulations are performed by an application that generates multiple user behaviors accessing various microservice URLs. Two scenarios were designed to evaluate the CPU load on single and multiple servers. On multiple servers, the server scalability was enabled to serve the user requests. Implementation of scalability to the containers (on multiple servers) reduces the CPU usage pod due to the distribution of loads to containers that are scattered in many workers. Besides CPU load, this research also measured the server's response time in responding user requests. Response time on multiple servers takes longer time than that on single server due to the overhead delay of scaling containers. © 2019 IEEE.

Author keywords

[kubernetes](#) [microservice](#) [server scalability](#)

Indexed keywords

Engineering controlled terms:

[Containers](#) [Engineering research](#) [Scalability](#) [Virtual reality](#) [Virtualization](#)

Engineering uncontrolled terms

[Concurrent users](#) [Improve performance](#) [kubernetes](#) [microservice](#) [Multiple servers](#)
[Research focus](#) [Supporting parameters](#) [System resources](#)

Engineering main heading:

[Behavioral research](#)

Funding details

Funding text

ACKNOWLEDGMENT This work is supported by Directorate General of Higher Education Indonesia and Petra Christian University, Research Center.

Cited by 14 documents

Almaraz-Rivera, J.G.

An Anomaly-based Detection System for Monitoring Kubernetes Infrastructures

(2023) IEEE Latin America Transactions

Costa, J. , Matos, R. , Araujo, J.

Software Aging Effects on Kubernetes in Container Orchestration Systems for Digital Twin Cloud Infrastructures of Urban Air Mobility

(2023) Drones

Lobato, E. , Prazeres, L. , Medeiros, I.

A Monitoring System for Electric Vehicle Charging Stations: A Prototype in the Amazon

(2023) Energies

View details of all 14 citations

Inform me when this document is cited in Scopus:

[Set citation alert >](#)[Set citation feed >](#)

Related documents

Find more related documents in Scopus based on:

[Authors >](#) [Keywords >](#)

SciVal Topic Prominence

Topic:

Prominence percentile:



Server Scalability Using Kubernetes

Lily Puspa Dewi, Agustinus Noertjahyana, Henry Novianus Palit, Kezia Yedutun
Informatics Department, Faculty of Industrial Technology Petra Christian University
Surabaya, Indonesia
lily@petra.ac.id

Abstract— An enterprise that has implemented virtualization can consolidate multiple servers into fewer host servers and get the benefits of reduced space, power, and administrative requirements. Sharing their hosts' operating system resources, containerization significantly reduces workloads, and is known as a lightweight virtualization. Kubernetes is commonly used to automatically deploy and scale application containers. The scalability of these application containers can be applied to Kubernetes with several supporting parameters. It is expected that the exploitation of scalability will improve performance and server response time to users without reducing server utility capabilities. This research focuses on applying the scalability in Kubernetes and evaluating its performance on overcoming the increasing number of concurrent users accessing academic data. This research employed 3 computers: one computer as the master node and two others as worker nodes. Simulations are performed by an application that generates multiple user behaviors accessing various microservice URLs. Two scenarios were designed to evaluate the CPU load on single and multiple servers.

On multiple servers, the server scalability was enabled to serve the user requests. Implementation of scalability to the containers (on multiple servers) reduces the CPU usage pod due to the distribution of loads to containers that are scattered in many workers. Besides CPU load, this research also measured the server's response time in responding user requests. Response time on multiple servers takes longer time than that on single server due to the overhead delay of scaling containers.

Keywords—server scalability; kubernetes; microservice

I. INTRODUCTION

In recent years, information technology plays a strategic role to excel the business processes. This role attains the enterprise's competitive edge in the market. Information technology is used in many aspects of business to support a well-groomed enterprise [1]. Complex resource requirements of enterprise services and needs to serve for peak demands are reasons for using high-capacity physical servers. Therefore, multicore processors are found implemented in many physical servers. As server processing power and capacity increase, bare-metal applications are not able to exploit the new abundance in resources. Multicore processors have enough abilities to do a variety kind of processes simultaneously, but only several applications at this time can exploit this capability. Therefore, server utilization is typically low, which incurs high investments and high operational cost. A previous study estimated that the utilization of servers in a typical company was around 15-20 percent [2]. Currently, server consolidation emerges as the way to eliminate unnecessary costs and increase the return on investment in the data center. Although, server

consolidation yields an improved server resources usage, it needs complex configurations on data, application and network. Consolidation does not mean cramming as many applications into the server as one can find or afford. This effort will bring more problems than it solves. The aim of consolidation is to create a group of systems so that they can be managed and maintained more easily and efficiently. This condition causes the requirement of an expert user to deal with the issue. To reduce this complexity, enterprises use the virtualization technology to simplify the detailed server resources from users while optimizing resource sharing.

Virtualization enables one single server to function as multiple "virtual machines", with each virtual machine able to operate in a different environment. Virtualization is based on the computer architecture and provides functionality of a physical server. As a result, an enterprise that has implemented virtualization can consolidate multiple servers into fewer host servers and get the benefits of reduced space, power and administrative requirements. Virtualization can increase IT flexibility and scalability while creating significant cost savings. It can serve greater workload mobility and improve performance and availability of resources; those are the advantages that make IT administration easier to manage and operate [3].

As a virtual machine has its own operating system, it has a benefit that the application running on it has access to full resource which the operating system can provide. However, a virtual machine utilizes a lot of system resources, since the virtual machine starts not just a full copy of an operating system but a copy of the whole hardware that the operating system runs on. That's why virtual machine is called as heavyweight virtualization [4]. Another type of virtualization is host-level virtualization and known as container. This virtualization sits on top of a physical server with one operating system installed to support several independent systems. Containerization wraps the application code together with the related configuration files, libraries, and all the dependencies required for it to run. This wrap of application or container is abstracted away from the host operating system; thus, it becomes portable and standalone. The wrap runs like in the sandbox – able to run across any platform [5].

By sharing its host's operating system resources, this system significantly reduces workloads, and known as a lightweight virtualization [6]. The size of the container is usually measured in tens of megabytes and it only takes 1–2 seconds to provision one. When the application workload is increasing, new containers can be created and deployed fast. Workload of application that runs on a container can be monitored using a system called Kubernetes [7]. Kubernetes is

an open-source platform to manage containerized applications, including managing workloads and services [8]. Kubernetes is designed to automate deploying, scaling, and operating containerized applications. With the scalability feature of Kubernetes technology, the container automation process can be implemented according to the number of concurrent users accessing it. The scalability process of this container can be applied to Kubernetes with several supporting parameters. It is expected that the exploitation of scalability will improve performance and server response time to users without reducing server utility capabilities.

This research focuses on applying the scalability in Kubernetes and evaluation its performance on overcoming the increasing number of concurrent users accessing academic data.

II. RESEARCH METHOD

In the previous study, Emiliano Casalicchio and Vanessa Perciballi [9] explained how containers in Kubernetes are used to manage scalability using relative and absolute metrics. Relative metrics comprises values which are based on data collected from virtual systems / groups using tools such as docker stats or cAdvisor. For example, in docker, the relative CPU utilization is used to measure the percentage usage of total capacity. Whereas absolute metrics are collected from the file system using standard monitoring tools such as mpstat or sar. Fig. 1 shows absolute and relative metric.

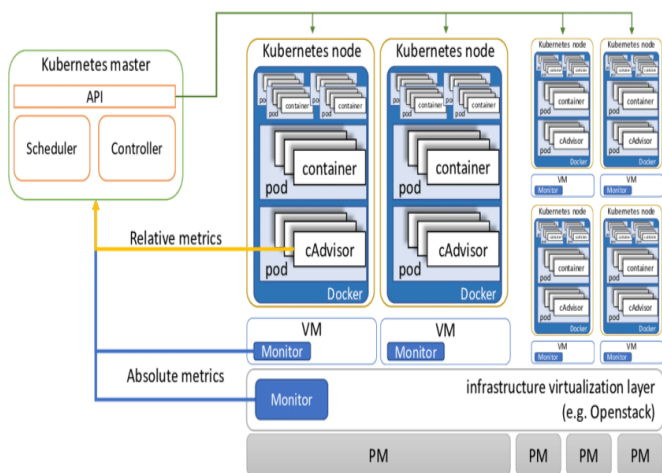


Fig. 1. Architecture of auto scaling in Kubernetes with absolute and relative metrics [9]

For example, Kubernetes makes it possible to create and use units called pods. The method used is called KHPA (Kubernetes Horizontal Pods Auto-scaling), implemented in Kubernetes based on a control loop with a period of $\tau = 30$ seconds. KHPA takes the target input as a percentage of the requested CPU, and the output is the pods target number (P). The algorithm collects the pod relative CPU utilization which is measured by cAdvisor every second and saves it into U vector. The KHPA algorithm also includes the possibility to determine the minimum and maximum number of pods, and allows to postpone the allocation / deallocation of resources to avoid the effects of instability. By comparing the KHPA usage,

previous research proposed a new autoscaling algorithm based on absolute metric scaling decisions. Performance comparisons showed that the usage of absolute metrics makes it possible to properly control application response times and keep them below a specified threshold, e.g., in the range of 85–90% for high-powered servers with absolute CPU utilization.

This research applied academic services in the university as the case to test the scalability server. In the current services, the large number of simultaneous accesses may cause a slowdown to the single server resulting in connection timeouts. Implementing Kubernetes will provide an alternative route for users accessing the server. This research employed 3 computers: one computer as the master node and two others as worker nodes. Simulations are performed by an application that generates multiple user behaviors accessing various microservice URLs. The master node is set to manage microservice workers, each of which will have several containers later. Fig. 2 presents the system architecture.

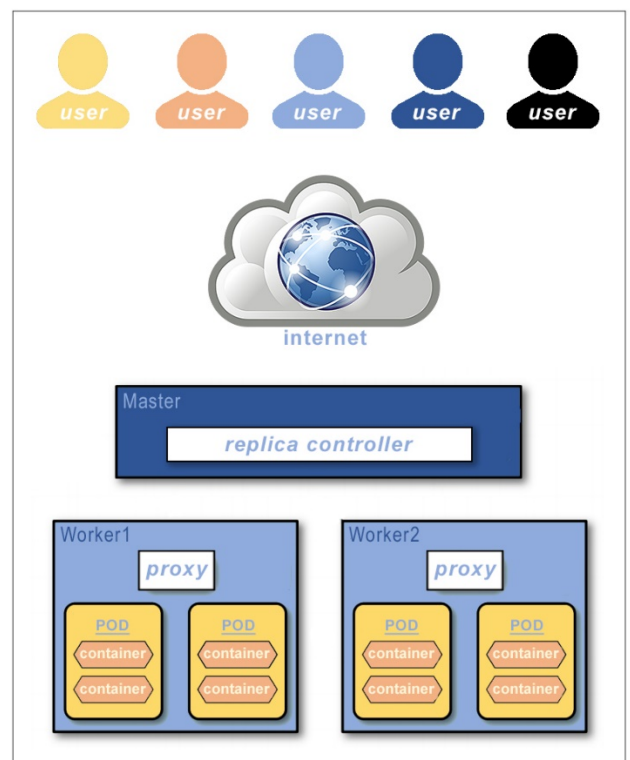


Fig. 2. System architecture

Kubernetes is the most popular container orchestration tool available and is maintained by one of the fastest-growing open-source communities. The Kubernetes project originated within Google, a long-time user of a massive number of containers. To manage these containers well, they need to develop a system for container orchestration. Kubernetes combines the lessons that Google learned from years of container usage into a single tool with an array of features that make container orchestration simple and adaptable to the wide variety of use cases in the technology industry. Since it became open source in July 2015, the capabilities of Kubernetes have continued to grow [10]. Activities required in this research include

Kubernetes initialization, script creation in microservices, scalability implementation in Kubernetes, and testing.

Kubernetes initialization process was carried out on masters and workers with containers inside. The Kubernetes masters (or controllers) are machines (virtual or physical) that run the API server, controller manager, and scheduler components of the Kubernetes cluster. The Kubernetes workers (or nodes) are machines (virtual or physical) that run the kubelet component of the Kubernetes cluster. The workers are the resources on which Kubernetes schedules containers (or pods).

In general, the software application has three main components which are user interface, application logic, and data access. In a monolithic model, all three components are merged in one large system. They are dependent on each other and deployed together. A monolithic application has one huge program code where all components (user interface, backend job, application logic) get attached one another. Although monolithic applications are preferred in certain circumstances, there are many problems with them. Microservice is a way to create independent applications. It divides the existing monolithic service into smaller parts (services) where they are mutually independent and have different functions [11]. Fig. 3 contrasts the monolithic and microservice architectures.

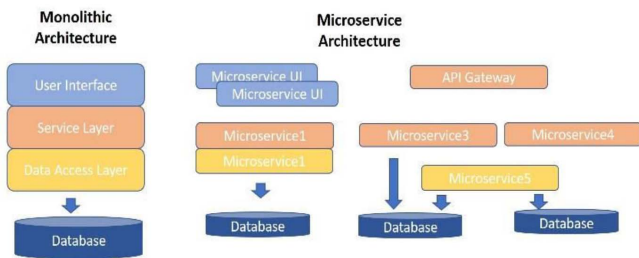


Fig. 3. Monolithic vs Microservice architecture [11]

In creating microservices, REST will be used as the API for every microservice. The academic process is divided into multiple services, realized into GET, POST, PUT, and DELETE operations on resources.

Next step is configuring scalability in Kubernetes. The horizontal pod auto-scaling settings contain the CPU usage percentage as well as the minimum and maximum numbers of pods to determine the replica container that will be created as needed. CPU load limit and memory load will be set for every microservice pod. When the number of user requests exceeds the CPU load limit, a pod replica will automatically be created. On the other hand, when the number of user requests is below the CPU load limit, then Kubernetes will automatically scale down the number of pods.

III. RESULT

The benefits of server virtualization are the result of a reduction in the total number of systems and associated recurring costs (rack space, cooling, power, peripherals, etc.) As virtualization consolidates the existing infrastructure, server

capabilities are more strategic in view of the goal of integrating infrastructure [12].

The evaluation performance metrics of microservices include the number of concurrent users and the response time of single and multiple servers. The evaluated simulation was conducted in two scenarios. The first scenario was simulating the user access to microservices in single server and multiple servers (scalability). The testing was performed on three microservices which are 2 GET services and 1 POST service, associated with an academic process in the university. The second scenario was simulating the user access with a scripted behavior, which requires 2 GET services, 7 POST services, 1 DELETE service and 1 PUT process. User accesses were generated to make simultaneous and continuous requests until the CPU load exceeded the specified target (i.e., above 80%).

A. First Scenario

The scenario was conducted by simulating user accesses to single and multiple servers (i.e., implementing the scalability). Tests were carried out by running 8000 user requests and measuring CPU usage pod on a single server and multiple servers. Table 1 presents the test result.

TABLE I. COMPARING CPU USAGE POD IN SINGLE AND MULTIPLE SERVERS (SCENARIO I)

Task	Microservice	CPU Usage Pod (in millicores) on Single Server	CPU Usage Pod (in millicores) on Multiple Servers
1	GET-1	622.00	230.00
	GET-2	584.00	217.00
	POST	550.00	273.00
2	GET-1	609.00	267.00
	GET-2	570.00	247.00
	POST	609.00	311.00
3	GET-1	645.00	213.00
	GET-2	632.00	237.00
	POST	544.00	208.00
Average	GET-1	625.33	236.66
	GET-2	595.33	233.66
	POST	567.66	264.00

B. Second Scenario

The second scenario was using a scripted behavior to simulate user requests to the server. The script simulated 150 users accessing various microservices with a total of $150 \times 11 = 1,650$ requests. Table 2 shows the comparison of CPU usage pod in single and multiple servers (using scalability). The result shows that CPU usage pod on multiple servers is lower than that on single server.

TABLE II. COMPARING CPU USAGE POD IN SINGLE AND MULTIPLE SERVERS (SCENARIO II)

Task	CPU Usage Pod (in millicores) on Single Server	CPU Usage Pod (in millicores) on Multiple Server
1	576.00	209.00
2	526.00	369.00
3	498.00	333.00
Average	533.33	303.66

C. Evaluating the Response Time

In addition to measuring CPU usage pod on single server and multiple servers, evaluation on response time was also carried out. There was a difference in response time between deployments on a single server and on multiple servers. Due to CPU and memory limitation on the client's device, sometimes this limitation caused a long time delay. When the CPU load exceeded the specified target, the process of deploying containers also took time so that it affected the response time.

TABLE III. RESPONSE TIME ON SINGLE AND MULTIPLE SERVERS

Response Time (ms)	Single Server (no scalability)	Multiple Servers (with scalability)
Get data (first task)	00:00:44	00:01:07
Get data (second task)	00:00:40	00:01:06

IV. CONCLUSION

Virtualization using containers enables much flexibility for capacity management in a server. In this research, we had conducted two scenarios to evaluate the CPU load on single and multiple servers. On multiple servers, the server scalability was enabled to serve the user requests. Implementation of scalability to the containers (on multiple servers) reduces the CPU usage pod due to the distribution of loads to containers that are scattered in many workers.

Besides the CPU load, this research also measured the server's response time in responding user requests. Response time on multiple servers takes longer time than that on single server due to the overhead delay of scaling containers.

ACKNOWLEDGMENT

This work is supported by Directorate General of Higher Education Indonesia and Petra Christian University, Research Center.

REFERENCES

- [1] S. Dutta and I. Mia, "The global information technology report 2009–2010," in World Economic Forum and INSEAD, SRO-Kundig Geneva, Switzerland, 2010.
- [2] Soaring Eagle Database Consulting, "What is server consolidation and when is it necessary?." 2018. [Online]. Available: <https://soaringeagle.biz/what-is-server-consolidation-and-when-is-it-necessary/>.
- [3] C. Chuan-Fu and C. Shiuann-Shuoh, "Implement server virtualization and consolidation using 2P-cloud architecture," *Journal of Applied Science and Engineering*, vol. 20, no. 1, pp. 121-130, 2017.
- [4] S. J. Vaughan-Nichols, "Containers vs. virtual machines: How to tell which is the right choice for your enterprise." 2016. [Online]. Available: <https://www.networkworld.com/article/3068392/containers-vs-virtual-machines-how-to-tell-which-is-the-right-choice-for-your-enterprise.html>
- [5] D. Ageyev, O. Bondarenko, T. Radivilova, and W. Alfroukh, "Classification of existing virtualization methods used in telecommunication networks," in *IEEE 9th International Conference on Dependable Systems Services and Technologies (DESSERT)*, pp. 83-86, Ukraine, 2018. doi: 10.1109/DESSERT.2018.8409104.
- [6] IBM Cloud Education, "Containerization." 2019. [Online]. Available: <https://www.ibm.com/cloud/learn/containerization>.
- [7] Kubernetes, "Production-Grade Container Orchestration." 2019. [Online]. Available: <https://kubernetes.io/>.
- [8] Kubernetes, "Concepts." 2018. [Online]. Available: <https://kubernetes.io/docs/concepts/overview/what-is-kubernetes/>.
- [9] E. Casalicchio and V. Perciballi, "Auto-Scaling of Containers: The Impact of Relative and Absolute Metrics," in *IEEE 2nd International Workshops on Foundations and Applications of Self* Systems (FAS*W)*, Tucson, AZ, USA, September 18-22, 2017.
- [10] Elastisys, "Setting up highly available Kubernetes clusters." 2018. [Online] Available: <https://elastisys.com/wp-content/uploads/2018/01/kubernetes-ha-setup.pdf>.
- [11] N. Rajagopalan and K. Gowda, "Journey from Monolith Application to Microservices," *IEEE India Info*, vol. 14, no. 2, pp. 120-124, Apr - Jun 2019.
- [12] V.V. Rao and M.V. Rao, "A Survey on Performance Metrics in Server Virtualization with Cloud Environment," *Journal of Cloud Computing*, vol. 2015, 2015, Article ID 291109. doi: 10.5171/2015.29 1109.