

# building material stores

*by* Widjojo Suprpto

---

**Submission date:** 15-Oct-2019 06:18PM (UTC+0700)

**Submission ID:** 1193227550

**File name:** icsh\_Jurnal\_Ken\_Hartono\_selesai.docx (106.62K)

**Word count:** 3338

**Character count:** 18548

# Social Media Advertising and Consumer Perception on Purchase Intention

Widjojo Suprpto<sup>1\*</sup> and Ken Hartono<sup>2</sup>

Management Department, Faculty of Business and Economics  
Petra Christian University

Jl. Siwalankerto 121-131, Surabaya 60236

e-mail: joe.suprpto@petra.ac.id, kenhartono8@gmail.com

**Abstract** - In the era of Industrial Revolution 4.0, many companies are using social medias as one of their promotional tools, especially Instagram. The aim of this research is to investigate the influence of Instagram advertising and consumer perception on purchase intention in local building material stores. As this research is using a quantitative approach, the data are collected using questionnaires. The population of this research is the customers who have done several purchases and have followed the stores' Instagram accounts. Out of the whole population, a number 100 respondents are selected through a purposive sampling technique. The collected data are processed using a SmartPLS program, with the results of no significant influence between Instagram advertising and purchase intention. However, the Instagram advertising has a significant influence on purchase intention through customer perception as the Instagram advertising has a significant influence on customer perception. Therefore, customer perception acts as the intervening variable in this research.

**Keywords:** Instagram Promotion, Consumer Perception, Purchase Intention

## INTRODUCTION

The internet has become a global phenomenon and created various opportunities. Internet adoption has included various aspects of human life and has become an integrated part of various corporate systems. The level of internet penetration in Indonesia has been found to grow so rapidly, especially in the past decade. Statistical reports released by BPS show that in 2017 alone, the level of internet users in Indonesia has grown to 143.26 million. These results mean that more than 50% of Indonesian people have been internet literate (Isparmo, 2018). The following data is from the Indonesian Internet Service Providers Association (APJII) which shows the level of growth of internet users in Indonesia.

Isparmo (2018) also explains that although the growth rate of internet users in Indonesia has grown so high, the percentage of the country's population using the internet (penetration) has only reached 54.68%. This means that only about half of the total population of Indonesians who are just using the internet in their daily lives. The high growth of internet users makes Indonesia as the potential market to develop commerce through the internet. Gallino and Moreno (2012) explain that online retailing has grown steadily over the past few years, even some retailers are found to operate exclusively through online channels. The

online retailer channel is no longer an experiment for now, but a relevant and growing part of their business.

Radwick, Hart, and Doherty (2010) explain that consumer demand for the internet is a key factor that can ultimately encourage the widespread internet adoption by retailers. The internet plays a supporting role for existing marketing activities. The role adopted by the internet can ultimately determine consumer demand for online shopping and by developing "cyber retail". The internet has been used in three main ways to facilitate retail marketing. The most basic thing is the means to communicate information about retail organizations, their products and services. The internet, as a more proactive marketing tool, invites consumers interactively to access websites to get more product information to facilitate their purchasing decision making processes. Information at the same time can also provide valuable consumer data for retailers to enable greater targeting. Internet retail offers a retail experience that is completely different from fixed location retailing. Comparing shopping prices on a number of larger sites will be easier and can be achieved in a matter of minutes.

Indonesia currently has many companies that do internet-based sales. Bede (2018) states that the latest forecast data by Macquarie Bank show the Indonesian market growing 60-70 percent per year since 2014 and will expand from US \$ 8 billion in 2016 to US \$ 60 billion in 2020. This phenomenon is expected to open the door to new opportunities for e-commerce sites and businesses. Driving factors the emergence of e-commerce businesses in Indonesia, one of which, are the increased penetration of smartphones and the internet, intensive foreign investment in leading platforms, Indonesia's growing middle class, and improved online payments that all contribute to market growth and the sophistication of local players. Changes to positive regulations by the Indonesian government are also improving well.

The high level of internet usage is also increasingly supported by the emergence of various social media and internet devices. Akhtar, Tahir, and Asghar (2016) explain that technological innovations such as mobile phones and the internet have given a rise to social media, which is responsible for creating a new era of marketing. Social media is referred to as an electronic device that is widely accessible and relatively inexpensive that allows individuals to publish and access information, build relationships, and collaborate in joint efforts. This tool represents a computer-mediated tool that enables companies and people to create, share, or exchange career

information, ideas, and career interests in communities and virtual networks. This is actually a group of internet-based applications that are built on a technological and ideological foundation of the web and allow the creation and exchange of users and the content they produce. Facebook, Google, Twitter, Instagram, WhatsApp, Yahoo, Pinterest and others are the most commonly used social networking tools.

The vast potential of sales via the internet is the reason for adopting this online sales system at conventional retail stores. There are many types of businesses that market their products online and have succeeded in finding them, such as stores that sell clothes, shops selling electronic equipment, cellular devices, and food. The object of research in the study is the building material stores which are located in smaller cities around Sidoarjo Regency, a growing area next to Surabaya. These stores are selling a variety of products ranging from small building materials such as paints, bolts, carpentry tools, to heavy or large building materials such as cement, pipes, sand, concrete, plywood, and others. The target market are mostly for individual households, private and government contractors and companies in government projects and private projects.

These stores are incorporating social media advertising as a tool to reach wider markets and also increase consumer purchase intentions as they have been successfully in carrying out their conventional marketing and recognized around their surrounding communities as the building material stores. The use of social media can facilitate retail marketing which is useful to assist the marketing process in trading products that are owned. Through social media, these stores can also communicate information about products and others.

Sales via the internet are basically influenced by social media advertising. At present the application of Instagram promotion is mostly done by sellers because the impact is so great considering the influence of the internet which has been so great. Harshini (2015) explains that with social media advertising efforts sellers can quickly expand market share and gain increased sales. The features available in social media that are very helpful such as the interaction between sellers and buyers through the comments column are one of the causes of market share expansion. In this column, some prospective buyers can also find out the credibility of the seller by reading comments from others. Social media is also used as a means of entertainment, so that when inserted ads it will be more striking to prospective buyers. The strength of influence will influence in generating consumer purchase intentions (Wang, Ampiah, Xu, & Wang, 2014).

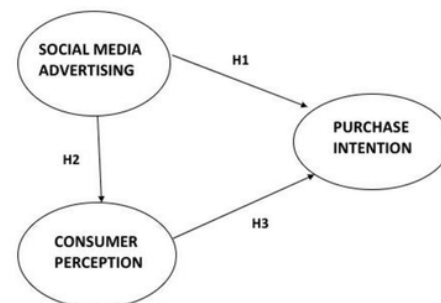
Purchase intention may arise because the contents of advertising in social media are more attractive. Ads can be displayed in various forms such as videos or just pictures that are uploaded and given information. The power of visual influence of advertisements displayed on social media can significantly increase consumer purchase intentions. Research from Wang et al., (2014) also explains that advertising that appears too often on social media will actually inhibit the purchase intention. This is because these advertisements are seen as disrupting consumer pleasure, interrupting surfing activities, even in the frequency that these advertisements are often

considered annoying. Consumers can also feel compelled to buy the advertised product because the advertisements displayed are arranged in such a way by social media applications. Sophisticated algorithms that exist in social media programs enable the application to identify each owner of a social media account based on hobbies, preferences, and activities. The increase in purchase intention will make the seller's marketing scope also increase.

Madichie (2018) explains that consumer purchase intention can be influenced by other things such as consumer perception. Consumer perception is formed as a result of visual input received by consumers. An example is an advertisement that often appears on social media. Wang et al., (2014) describe that advertisements that appear on social media can be the ones that are paid services or indeed social media accounts that intentionally upload product advertising content owned by the account. All forms of advertisements that appear are visual inputs that have different perceptual effects for each consumer, but found that many consumers can feel annoyed or bored with these advertisements. However, when the advertisement is displayed in an attractive form, it can lead to purchase intention. In short, consumer perceptions of advertisements that appear on social media can influence consumer purchase intentions on the advertised product. Therefore, this research seeks to maximize the use of social media that are already owned to develop marketing advertisement and find new consumers through social media, and learn whether social media can be used as a tool to achieve these goals and trigger consumer purchase intentions. The social media accounts used in this study are Instagram and WhatsApp.

## RESEARCH FRAMEWORK AND HYPOTHESIS

The following is the research framework and hypothesis for this research.



Graph 1. Research Framework

The hypotheses are constructed as follows:

H1: It is suspected that the social media advertising has a positive significant influence on consumer purchase intention.

H2: It is suspected that the social media advertising has a positive significant influence on consumer perception.

H3: It is suspected that the consumer perception has a positive significant influence on purchase intention.

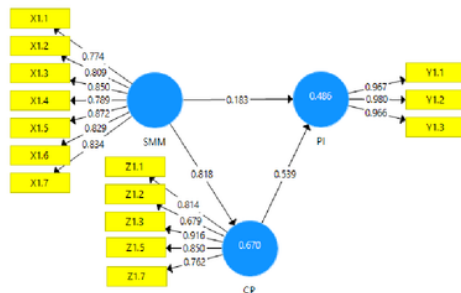
## RESEARCH METHOD

As the aim of the research is to investigate the influence of social media advertising and consumer perception on the purchase intent, this research belongs to the quantitative research. The population in this study are all consumers of the stores that use Instagram and follow the store accounts. From the population, the samples are drawn using a non-probability sampling technique as the sampling respondents have to meet several requirements (Sugiyono, 2017). The number of sample in this research is 100 respondents. The data are collected from the respondents using questionnaires. Each statement in the questionnaire is valued by the Likert Scale of five levels, ranging from (1) as strongly disagree to (5) as strongly agree. Then, the data are processed with a smartPLS software to obtain the results. Two steps of PLS are conducted: the outer model to test the validity and reliability and the inner model to test the hypothesis with the t-test.

## ANALYSIS AND DISCUSSION

### The result of the Outer Model

The first step in PLS analysis is to test the validity and reliability. These tests are obtained from the outer model, such as the convergent validity, the discriminant validity, and the composite reliability. The outer model is described in Graph 1.



Graph 2. The Outer Model

The convergent validity is depicted by the value along the arrows from the variables to their indicators. It shows that all values are above 0.500 so all have met the requirement of the convergent validity. Therefore, all indicators are valid.

The discriminant validity of the reflexive measurement model is calculated based on the cross loading value of the manifest variable against each latent variable. From the outer model, it is obtained that the cross loading value of each indicator is higher than other latent variable, so all indicators are valid. It can be seen also from the values of AVE, which are higher than 0.5 in Table 1

The composite reliability can be observed in Table 1.

Table 1.  
Composite Reliability

	Composite Reliability	Cronbach's Alpha	AVE
Social media advertising	0.936	0.921	0.677

Consumer perception	0.903	0.866	0.653
Purchase intention	0.980	0.970	0.943

The table above shows that all variables have composite reliability and Cronbach's alpha values greater than 0.6 so it can be said that each research variable has met the requirements for composite reliability and Cronbach's alpha. And it can also be said that the variables above are reliable.

### The result of the Inner Model

The model surrenders the value of R square. The R square is depicted in Table 2. The R square of the purchase intention is 0.486, meaning that the social media advertising variable affecting the purchase intention is 48.6% while the rest is affected by other variables not included in this research. The R square of the consumer perception is 0.670, meaning that the social media advertising variable affecting the consumer perception is 67.0%, while the rest is affected by other variables not included in this research.

Table 2.  
The Result of R square

	R <sup>2</sup>
Purchase Intention	0.486
Consumer Perception	0.670

Knowing the R square, the Q square can be calculated with this rule:

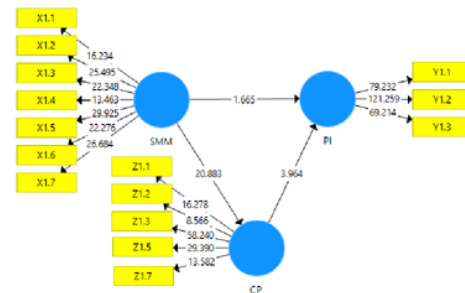
$$Q^2 = 1 - (1 - R^2_1)(1 - R^2_2)$$

$$Q^2 = 1 - (1 - 0.670)(1 - 0.486)$$

$$Q^2 = 0.83038$$

From the above calculation, the Q<sup>2</sup> value is 0.83038 (value closer to 1), thus indicating that the model has the predictive relevance.

Then, the result of the bootstrapping is displayed in Graph 3.



Graph 3. The Inner Model

The inner model is summarized in Table 3 and seen as the result of the hypothesis testing through the value of the T-Statistics and the P values.



**Table 3.**  
**The hypothesis tests**

		O	T- Statistics	P Values
H1	SMM→ PI	0.183	1.665	0.097
H2	SMM→ CP	0.818	20.883	0.000
H3	CP → PI	0.539	3.964	0.000

## Discussion

### The influence of Social media advertising to Purchase intention

The results in this study indicate that social media advertising has no significant influence on purchase intention. It is proven by the value of the T-Statistic of 1.665 which is smaller than 1.96, thus H1 is rejected. The results obtained are different from the results of previous studies conducted by Harshini (2015), Zhu and Zhang (2010) and Wang et al. (2014). This means that instagram advertising applied by these building material stores is not able to increase consumer purchase intention. A research from Wang et al. (2014) examines the effect of social media on purchase intentions to use social media in general. The objects in previous studies are retail products such as fashion, food, and accessories.

### The influence of Social media advertising to Consumer perception

The results in this study indicate that social media advertising has a significant positive effect on consumer perception. It is shown by a t-value of 20.883, which is greater than 1.96, thus H2 is accepted. The results obtained further confirm the results of previous studies conducted by Ali, Shabbir, Rauf, and Hussain (2016) and Olakunle (2012).

### The influence of Consumer perception to Purchase intention

The results in this study indicate that consumer perception has a significant positive influence on purchase intention, which is marked by a statistical t-value of 3.964. As the value is greater than 1.96, the H3 is accepted. The results confirm the results of previous studies conducted by Bhalla (2018), Tsun Hoe, Dastane, and Selvaraj (2018), and Wang et al. (2014). This means that consumer perception is seen to increase the consumer purchase intention.

## CONCLUSION

The conclusions obtained from the results of the analysis and analysis of this study are as follows.

1. Instagram promotion variable does not have significant positive effect on purchase intention.
2. The consumer perception variable has a significant positive effect on purchase intention so that the second hypothesis is accepted.
3. The instagram promotion variable has a significant positive effect on consumer perception so that the third hypothesis is accepted.
4. Consumer perception as an intervening variable is to strengthen the relationship between Instagram promotion on purchase intention.

## REFERENCES

- Abdillah, W., & Jogiyanto, H. M. (2009). Konsep dan Aplikasi PLS (Partial Least Square) Untuk Penelitian Empiris. Yogyakarta: Badan Penerbit Fakultas Ekonomi.
- Akhtar, N., Tahir, M., & Asghar, Z. (2016). Impact of instagram promotion on consumer purchase intention. *International Review of Social Sciences*, 4(10), 385–395.
- Athapaththu, J. C., & Kulathunga, D. (2018). Factors affecting online purchase intention effects of technology and social commerce. *International Business Research*, 11(10), 111–128.
- Bhalla, P., Ali, I. S., & Nazneen, A. (2018). A study of consumer perception and purchase intention of electric vehicles. *European Journal of Scientific Research*, 149(4), 362–368.
- Chin, W. W., & Gopal, A. (1995). Adaption intention in GSS: relative importance of beliefs. *Database for Advances in Information Systemes*, 26(3), 42–64.
- Eelen, J., Rauwers, F., Wottrich, V. M., Voorveld, H. A., & Noort, G. V. (2016). Consumer responses to creative media advertising: A literature review. *Advertising in New Formats and Media*, 3(6), 19–46.
- Gallino, S., & Moreno, A. (2012). Integration of online and offline channels in retail: the impact of sharing reliable inventory availability information. *SSRN Electronic Journal*, 9(17), 1–24.
- Göbel, F., Meyer, A., Ramaseshan, B., & Bartsch, S. (2017). Consumer responses to covert advertising in social media. *Marketing Intelligence & Planning*, 35(5), 578–593.
- Hadiyanti, E. (2016). Study of marketing mix and AIDA model to purchasing on line product in Indonesia. *European Centre for Research Training and Development UK*, 4(7), 49–62.
- Hair, J. F., Black, W. C., & Babin, D. J. (2010). *Multivariate Data Analysis* (7th Ed). New Jersey: Pearson Prentice Hall.
- Harsini, C. S. (2015). Influence of social media ads on consumer's purchase intention. *International Journal of Current Engineering and Scientific Research*, 2(10), 110–116.
- Hart, C., Doherty, N., & Ellis-Chadwick, F. (2000). Retailer adoption of the internet implications for retail marketing. *European Journal of Marketing*, 34(8), 954–974.
- Isparmo. (2018). Penetrasi & perilaku pengguna internet Indonesia. *APJII*, 1(1), 1–39.
- Joy, J., & Sulaipheer, M. (2017). Consumer Perception towards Social media marketing techniques in rural areas. *PARIPEX - Indian Journal of Research*, 6(2), 379–382.
- Keegan, B. J., & Rowley, J. (2017). Evaluation and decision making in instagram promotion. *Management Decision*, 55(1), 15–31.
- Konuk, F. A. (2015). The effects of price consciousness and sale proneness on purchase intention towards expiration date-based priced perishable foods. *British Food Journal*, 117(2), 793–804.
- Laksamana, P. (2018). Impact of instagram promotion on purchase intention and brand loyalty: Evidence from Indonesia's banking industry. *Journal of Marketing Management (JMM)*, 8(1), 13–18.
- Limantara, Y. D. (2017). Pengaruh customer perception terhadap purchase intention konsumen melalui multiattribute attitude model pada produk makanan

- organik. *Jurnal Manajemen Pemasaran*, 11(2), 69–78.
- Lodhi, S., & Shoaib, M. (2017). Impact of e-marketing on consumer behaviour: A case of Karachi, Pakistan. *IOSR Journal of Business and Management*, 19(1), 90–101.
- Rahman, M. S. (2012). Dynamics of consumer perception, demographic characteristics and consumer behavior towards selection of a restaurant: An exploratory study on Dhaka city consumers. *Business Strategy Series*, 13(2), 75–88.
- Silva, J. J., Day, M., & Palmer, R. (2010). Relationship hierarchies and behavioural effects: Understanding key relationship variables in interaction. Competitive Paper Submitted to the 26th IMP Conference, 2(12), 1–39.
- Tudoran, A. A. (2019). Why do internet consumers block ads? New evidence from consumer opinion mining and sentiment analysis. *Internet Research*, 29(1), 144–166.
- Villamor, C. A. P. & Arguelles, R. M. (2014). Personal selling and social media: investigating their consequences to consumer buying intention. *International Conference on Business, Management & Corporate Social Responsibility*, 14(15), 41–45.
- Wang, L., Ampiah, F., Xu, L., & Wang, X. (2014). The influence of pop-up advertising on consumer purchasing behavior. *Proceedings of the 2014 International Conference on Mechatronics, Electronic, Industrial and Control Engineering*, 5(16), 217–221.
- Werts, C. E., Linn, R. L., & Joreskog, K. G. (1974). Interclass reliability estimates: Testing structural assumptions. *Education and Psychological Measurement*, 34(34), 25-33.
- Ziegel, E. R., Lemeshow, S., Hosmer, D., Klar, J., & Luanga, S. (1994). Adequacy of Sample Size in Health Studies. *Technometrics*, 36(2), 232.

# building material stores

---

## ORIGINALITY REPORT

---

7 %

SIMILARITY INDEX

%

INTERNET SOURCES

7 %

PUBLICATIONS

%

STUDENT PAPERS

---

## PRIMARY SOURCES

---

1

Cathy Hart, Neil Doherty, Fiona Ellis-Chadwick. "Retailer adoption of the Internet – Implications for retail marketing", European Journal of Marketing, 2000

Publication

4 %

2

International Journal of Contemporary Hospitality Management, Volume 25, Issue 3 (2013-05-27)

Publication

1 %

3

Santiago Gallino, Antonio Moreno. "Integration of Online and Offline Channels in Retail: The Impact of Sharing Reliable Inventory Availability Information", Management Science, 2014

Publication

1 %

4

Wiwit Ratnasari, Dana Indra Sensuse. "Analysis of factors affecting users continuance intention of e-resources at the University of Indonesia library: IEEE Xplore Digital Library case study", 2017 International Conference on Advanced Computer Science and Information Systems (ICACSYS), 2017

1 %

---

Exclude quotes	On	Exclude matches	< 1%
Exclude bibliography	On		