

SERTIFIKAT

Direktorat Jenderal Penguatan Riset dan Pengembangan,
Kementerian Riset, Teknologi, dan Pendidikan Tinggi



Kutipan dari Keputusan Direktur Jenderal Penguatan Riset dan Pengembangan,
Kementerian Riset, Teknologi, dan Pendidikan Tinggi Republik Indonesia
Nomor: 30/E/KPT/2018
Tentang Hasil Akreditasi Jurnal Ilmiah Periode 2 Tahun 2018

Journal of Economics, Business & Accountancy Ventura

E-ISSN: 2888785X

Penerbit: Sekolah Tinggi Ilmu Ekonomi Perbanas Surabaya

Ditetapkan sebagai Jurnal Ilmiah

TERAKREDITASI PERINGKAT 2

Akreditasi berlaku selama 5 (lima) tahun, yaitu

Volume 20 Nomor 3 Tahun 2017 sampai Volume 24 Nomor 3 Tahun 2021

Jakarta, 24 Oktober 2018

Direktur Jenderal Penguatan Riset dan Pengembangan



Dr. Muhammad Dimiyati
NIP. 195912171984021001



[share](#) | [embed](#)
[×](#) 10 [↓](#)

order by ... relevance

search all

JEBAV

– Journals vs Articles

Journals ✕

+ Subject

+ Article processing charges (APCs)

+ DOAJ Seal

+ Journal license

+ Publisher

+ Country of publisher

+ Full Text language

+ Peer review

Journals vs Articles: Journals ✕

1 – 1 of 1



Journal of Economics, Business & Accountancy


Journal of Economics, Business & Accountig Ventura

ISSN: 2087-3735 (Print); 2088-785X (Online)

<https://journal.perbanas.ac.id/index.php/jebav>

Double blind peer review

Subject: Social Sciences: Commerce: Business | Social Sciences: Economic theory: Demography: Economics as a science

Date added to DOAJ: 20 Apr 2017


1 – 1 of 1

HOME

ABOUT

LOGIN

REGISTER

SEARCH

CURRENT

ARCHIVES

ANNOUNCEMENTS

SITE MAP

CONTACT

ONLINE SUBMISSIONS



Sertifikat SINTA 2

TEMPLATE



Home > Archives > **Vol 24, No 1 (2021)**

Vol 24, No 1 (2021)

April - July 2021 (in press)

Table of Contents

Articles

The Effect of Enterprise Resource Planning (ERP) on Performance with Information Technology Capability as Moderating Variable

Almatius Setya Marsudi, Rilo Pambudi

[doi> 10.14414/jebav.v24i1.2066](https://doi.org/10.14414/jebav.v24i1.2066)

PDF
1-11

Ethics Statement

Editorial Team

Reviewer Acknowledgment

Focus and Scope

Publishing System

Author Guidelines

Abstracting & Indexing

Visitor Statistics

Peer Review Process

ISSN

ISSN: 2087-3735 (Cetak)



9 772087 373001

ISSN: 2088-785X (Online)



9 772088 785001

PLAGIARISM



IN COLLABORATION



Capital Account Liberalization and Income Inequality: A Panel Study of 28 European Countries

PDF
12-22

Muhammad Taufik Radhianshah, Akhmad Syakir Kurnia

[doi>](#) 10.14414/jebav.v24i1.2530

Determinants of Transfer Pricing Aggressiveness with the Moderation of Corporate Governance in Indonesia and Malaysia

PDF
23-33

Dimas Eko Wahyudi, Sutrisno T, Mohammad Khoiru Rusydi

[doi>](#) 10.14414/jebav.v24i1.2536

Exponential Growth Pattern of Consumer Well-Being and Attractiveness of Tourism Digital Destination

PDF
34-48

Albert Hasudungan, Eka Ardianto, Redha Widarsyah

[doi>](#) 10.14414/jebav.v24i1.2514

Default Risk on Islamic Banking in Indonesia

PDF
49-62

Budiandru Budiandru

[doi>](#) 10.14414/jebav.v24i1.2474

The Effect of Workplace Spirituality, Perceived Organizational Support, and Innovative Work Behavior: The Mediating Role of Psychological Well-Being

PDF
63-77

Masyhuri Masyhuri, Pardiman Pardiman, Siswanto Siswanto

[doi>](#) 10.14414/jebav.v24i1.2477

Entrepreneurial Mindset, Orientation, and Performance of University Students in Indonesia

PDF
78-94

Eddy Madiono Sutanto, Evan Lau, Andreas Ezra

[doi>](#) 10.14414/jebav.v24i1.2541

USER

Username

Password

☐ Remember me

Login

INFORMATION

- For Readers
- For Authors
- For Librarians

JOURNAL CONTENT

Search

Search Scope

All

Search

Browse

► By Issue



Sertifikat SINTA 2

TEMPLATE



ISSN

ISSN: 2087-3735 (Cetak)



9 772087 373001

ISSN: 2088-785X (Online)



9 772088 785001

PLAGIARISM



IN COLLABORATION



MOU ALJEBI

TOOLS



CITATION ANALYSIS

**Scopus
Citedness**

JEBAV PROFILE IN
GOOGLE SCHOLAR

[Home](#) > [About the Journal](#) > **Editorial Team**

Editorial Team

Editor in Chief

Lutfi Lutfi, ID Scopus 57204666504, Universitas Hayam Wuruk Perbanas, Surabaya, Indonesia

Associate (handling) Editor

Hadrian Geri Djajadikerta, Scopus ID 34871723100, Edith Cowan University, Joondalup, Perth, Australia
Abu Amar Fauzi, ID Scopus 57204196315, Universitas Hayam Wuruk Perbanas, Surabaya, Indonesia

International Editorial Board

Abdul Mongid, ID Scopus 55496014900, Universitas Hayam Wuruk Perbanas, Surabaya, Indonesia
Amine Tarazi, ID Scopus 55902430300, Univeristy of Limoges, France
Ishaq Bhatti, ID Scopus 7103035357, La Trobe University, Australia
Long Thang Van Nguyen, ID Scopus 57016082800, RMIT University, Vietnam
Luciana Spica Almilia, ID Scopus 50161033700, Universitas Hayam Wuruk Perbanas, Surabaya, Indonesia
Tatik Suryani, ID Scopus 57204196039, Universitas Hayam Wuruk Perbanas, Surabaya, Indonesia

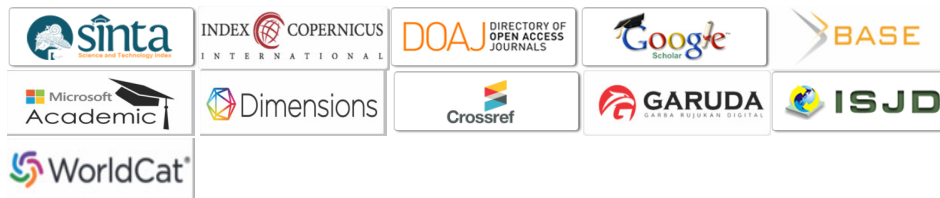
Language Editor

Djuwari Djuwari, Universitas Nahdlatul Ulama Surabaya, Indonesia

Management & Publishing Team

Tri Suhartuti, Universitas Hayam Wuruk Perbanas, Surabaya, Indonesia
Yunita Setya Tiar, Universitas Hayam Wuruk Perbanas, Surabaya, Indonesia
Risky Andriawan, Universitas Hayam Wuruk Perbanas, Surabaya, Indonesia

Abstracting & Indexing



Copyright © 2010 Pusat Penelitian dan Pengabdian Masyarakat Sekolah Tinggi Ilmu Ekonomi (PPPM STIE)

[Ethics Statement](#)

[Editorial Team](#)

[Reviewer Acknowledgment](#)

[Focus and Scope](#)

[Publishing System](#)

[Author Guidelines](#)

[Abstracting & Indexing](#)

[Visitor Statistics](#)

[Peer Review Process](#)

USER

Username

Password

☐ Remember me

INFORMATION

- ▶ [For Readers](#)
- ▶ [For Authors](#)
- ▶ [For Librarians](#)

JOURNAL CONTENT

Search

Search Scope
All

Browse

- ▶ [By Issue](#)
- ▶ [By Author](#)
- ▶ [By Title](#)
- ▶ [Other Journals](#)

[Journal Help](#)

VISITORS

StatCounter

00895887

[View Detail Stats](#)

Visitors

	132,043		3,581
	8,461		3,340
	6,434		2,005
	5,188		1,968
	4,311		1,855

FLAG counter

Entrepreneurial Mindset, Orientation, and Performance of University Students in Indonesia

Eddy Madiono Sutanto^{1*}, Evan Lau², Andreas Ezra¹

¹ Petra Christian University, Surabaya, East Java, Indonesia

² Universiti Malaysia Sarawak, Kota Samarahan, Sarawak, Malaysia

ARTICLE INFO

Article history:

Received : 27 March 2021

Revised : 21 July 2021

Accepted : 23 July 2021

JEL Classification:

L21, L25, L26

Key words:

Autonomy, competitive aggressiveness, innovativeness, proactive-ness, risk-taking

DOI:

10.14414/jebav.v24i1.2541

ABSTRACT

Entrepreneurship plays a vital role in determining the level of economic growth of a country. This study aims to explore the effect of entrepreneurial mindset on innovativeness, risk-taking, competitive aggressiveness, autonomy, and proactiveness on entrepreneurial performance. Besides that, it also analyses the impact of these five factors on entrepreneurial performance. This research uses Partial Least Squares Structural Equation Modeling (PLS-SEM) to analyze the data. The data were collected from 364 respondents, consisting of undergraduate students of management program from public universities in Surabaya, Indonesia. The results show that entrepreneurial mindset has a significant effect on innovativeness, risk-taking, competitive aggressiveness, autonomy, and proactiveness. All of these factors, in turn, affect or enhance a positive and significant impact on the students' entrepreneurial performance. It implies that the entrepreneurship education of public universities in Surabaya, Indonesia has succeeded in changing the students' mindset and orientation. The government needs to increase entrepreneurship education centers and business incubator centers at the universities.

ABSTRAK

Kewirausahaan memegang peranan penting dalam menentukan tingkat pertumbuhan ekonomi suatu negara. Penelitian ini bertujuan untuk mengetahui pengaruh pola pikir wirausaha terhadap inovasi, pengambilan risiko, agresifitas bersaing, otonomi, dan proaktif terhadap kinerja wirausahaan. Selain itu juga menganalisis pengaruh kelima faktor tersebut terhadap kinerja kewirausahaan. Penelitian ini menggunakan Partial Least Squares Structural Equation Modeling (PLS-SEM) untuk menganalisis data. Data dikumpulkan dari 364 responden, yang terdiri dari mahasiswa program sarjana dari program manajemen pada perguruan tinggi negeri di Surabaya, Indonesia. Hasil penelitian menunjukkan bahwa pola pikir entrepreneurial berpengaruh signifikan terhadap inovasi, pengambilan risiko, daya saing, otonomi, dan proaktif. Dan, semua faktor ini, pada gilirannya, mempengaruhi atau meningkatkan efek positif dan signifikan pada kinerja kewirausahaan siswa. Hal ini menyiratkan bahwa pendidikan kewirausahaan perguruan tinggi negeri di Surabaya, Indonesia telah berhasil mengubah pola pikir dan orientasi mahasiswa. Pemerintah perlu menambah pusat pendidikan kewirausahaan dan pusat inkubator bisnis di perguruan tinggi. Pemerintah perlu memperbanyak sentra pendidikan kewirasusahaan dan pusat inkubator bisnis di berbagai perguruan tinggi.

1. INTRODUCTION

Entrepreneurship, as a career, is interesting. World Economic Forum concludes that over a third of Indonesian young people want to be entrepreneurs (Wood, 2019). On the contrary, the choice for an entrepreneur as a career posits the level at 26% from 20% in 2009 (GMAC, 2014). It can be a reflection as shown by the survey against 37,000 students from 14

countries by the International Survey of Collegiate Entrepreneurship in 2006. It is stated that 15.4% of students choose entrepreneur as a career within the first five years after graduation, and for the next five years, the number increased to 50.1% (Szerb & Imreh, 2007). This study refers to some lessons from Indonesia's experience with the focus of the public university students. It offers an interesting case

* Corresponding author, email address: esutanto@petra.ac.id

study because the growth of entrepreneurship in the country in general and university students, in particular, has not yet reached the entrepreneurial performance. Yet, this entrepreneurship is encouraged in university-level education by various countries globally, and, in Indonesia, it has not been followed by an increase in entrepreneurial performance of Indonesia's students.

Gustiawan et al. (2014) indicated that the number of entrepreneurs in Indonesia was still small, and its development is critical to the country. They stated that 2% was an ideal figure for entrepreneurs in any country from the total population. In the case of Indonesia, 400,000 entrepreneurs were identified, or less than 2% of the total population. It is very low compared to that in America (12%), Singapore (7%), and Malaysia (6%). From the policy perspectives, entrepreneurship can help to reduce unemployment. However, the entrepreneurs' competency needs to be developed for enhancing the young people's entrepreneurship particularly.

This study was motivated by the importance of entrepreneurial performance. Therefore, the researchers try exploring the effect of an entrepreneurial mindset, innovativeness, risk-taking, competitive aggressiveness, autonomy, and proactiveness on entrepreneurial performance of undergraduate management students of public universities. The concept of entrepreneurial orientation embraces some variables such as innovativeness, risk-taking, competitive aggressiveness, autonomy, and proactiveness are adopted from Miller (1983), Lumpkin and Dess (2001), and Rauch et al. (2009). They found that these variables have a positive and significant relationship towards entrepreneurial performance. Therefore, the primary purpose of this research is to comprehensively examine the various aspects of entrepreneurial orientation towards entrepreneurial performance. Besides that, it also attempts to see the university students of Indonesia who have been studying entrepreneurship. It also explores whether entrepreneurship education in Indonesian universities has succeeded in changing their mindset and orientation. University students are the potential generation in the future of a country. It requires some efforts to create a better generation need seriously and consistently, and entrepreneurship is one of the best solutions. This study aims and benefits to improve entrepreneurship education in Indonesian universities.

2. THEORETICAL FRAMEWORK AND HYPOTHESES

Entrepreneurship begins from the mindset. Dhliwayo and Van Vuuren (2011) stated that the entrepreneurial mindset is a way of thinking about business and the opportunity to benefit from the uncertain circumstances. Furthermore, according to Valerio et al. (2014), entrepreneurial mindset referred to socio-emotional abilities and overall awareness towards entrepreneurship, related to entrepreneurial motivation and the success that would come as an entrepreneur. This study uses indicators to describe the entrepreneurial mindset, such as the ability to identify business opportunities and the degree of thinking of entrepreneurship (Solesvik et al., 2013). One possible outcome of entrepreneurship education is a change in students' entrepreneurial mindset (Jung & Lee, 2020). Kouakou et al. (2019) highlighted the importance of an entrepreneurial mindset of students at their youngest age. By doing so, they develop entrepreneurial experiences, skills, and abilities to overcome entrepreneurial challenges. This research provides a clear insight into the topic of an entrepreneurial mindset to ease individuals and organizations involved in interactive entrepreneurial activities continuously.

Innovativeness

There are several definitions of innovativeness. According to Baregheh et al. (2009), innovativeness is defined as the ability to create effective implementation of new processes and products for the organization, and it is designed to provide an advantage for the organization and stakeholders. In this case, Quintane et al. (2011) claim that innovativeness is the ability to produce continuous innovation. Yildiz, Baştürk, and Boz (2014) also define innovativeness as how fast a person or organization in adopting innovations compared against another person or organization.

There are three indicators of Innovativeness: openness towards new things, level of creativity, and ability to innovate. Goldsmith and Foxall (2003) describes innovativeness as a willingness to try new things. Lee (2008) declares that innovative people would search for and combine various information, examines problems they experienced, and produces a thought or idea that is unconventional. The power to innovate is a further phase of creativity. It is a comparison between the studies in quickly manner with the embodiment of innovation practices, particularly socio-organized practices. The power of innovation is an ability to understand socially,

accept estimates, disseminate, implement, and use innovation (Mikhailova, 2015).

Risk-Taking

Boyer (2006) stated that risk-taking involves a variety of behaviors, associated with some possibilities against unwanted results. According to Wenhong and Liuying (2010), risk-taking is a tendency to take action against something that is rated as risky. It is a process of decision-making and an act without enough knowledge about the obtained results (Noer et al., 2013).

There are several indicators to understand the concept of risk-taking. These indicators include (1) The courage of facing new things. Sung and Hanna stated that young entrepreneurs were more willing to take risks. They urge to invest in new goods/services and enter into new markets (Wang & Poutziouris, 2010); and (2) the courage to face a difficult situation. Wenhong and Liuying (2010) declared that the tendency of risk-taking is a possibility to receive profit related to success in certain conditions. Anyone requires risk-taking before putting himself on the consequences associated with failure.

Competitive Aggressiveness

Competitive aggressiveness is associated with a way to confront the threats and challenges of the external environment (Gamble et al., 2013). Lumpkin and Dess (2001) stated that the competitive aggressiveness is the intensity of the desire to beat your opponent. Noer et al. (2013) also stated that competitive aggressiveness is a responsive attitude towards any threat as a form of resistance and effort to win the competition.

According to Stambaugh, Yu, and Dubinsky (2011), there are three indicators of competitive behavior: awareness of competitors, motivation to compete, and capability to compete. Awareness includes analysis of the opponents' strength, stalking the opponents' competitive actions, and the dissemination of information about the opponent. It is about knowing the condition of opponents. There are two characteristics of motivation in the company with high competitive aggressiveness. The first is beating competitors who are crucial for aggressive companies. Other companies might choose different things as references. They want to know their performance, internal purpose, and satisfaction with the target to achieve. The aggressive companies seek information about their competitor. They also compare the performance of their own with the others. The second one is a position of opponents

that put oneself in difficult situation as appropriate and necessary steps to improve its performance. The capability to compete is the ability to attack the opponents and deflect the opponents' attack. Part of this ability is an existed resource as funds resulting from the past good performance. The company is also aggressively identifying available resources and prioritizes the resource to attack while the less aggressive company finds the same resource base. Aggressive companies are better to use the available resources rather than to wait for achieving an optimal target.

Autonomy

According to Van Gelderen and Jansen (2006), autonomy was freedom of choice without depending on other parties. Barnabas and Mekoth (2010) also revealed almost a similar meaning that autonomy was the degree of freedom of a person without the need for approval from others. Mitcham (2005) stated that autonomy had at least four meanings: the capacity to govern ourselves, the conditions to set ourselves up, the ideal state to regulate ourselves, and the authority to rule ourselves.

There are several indicators of autonomy. First is independent. It is the ability to do things without being affected by other people (Van Gelderen & Jansen, 2006). Second is self-learning. Someone who is independent would involve himself to learn on an ongoing basis about himself (Weinstein et al., 2012). Last is determination. It is the ability to set and decide whether the regulations, targets, and processes occur in his business (Van Gelderen & Jansen, 2006).

Proactiveness

Van Gelderen and Jansen (2006) defines proactiveness as taking the initiative to improve the circumstances. Proactiveness is looking far ahead and had the determination to identify and respond to opportunities (Wong, 2012). It is ability to anticipate and feel a vague sign and act to the needs in the future ahead of existing competitors to gain a competitive advantage (Sundqvist et al., 2012). Crant (2000) stated that proactiveness could be seen in some behaviors. The behaviors could be used as gauges or indicators for proactiveness: The ability to get the opportunity quickly; courage starts a change; and desirability of creating favorable conditions.

Entrepreneurial Performance

Sebikari (2014) stated that entrepreneurial performance was the achievement of several

entrepreneurial objectives. Entrepreneurial performance was done by an entrepreneur with high initiative to obtain the goal of entrepreneurship (Tseng, 2013). Callaghan and Venter (2011) argued that entrepreneurial performance emphasizes achieving something and provide continuous satisfaction.

There are several indicators of entrepreneurial performance: need for achievement, enthusiasm for entrepreneurship, and realization of the thinking to entrepreneurship. Wu and Dagher (2007) stated that the need for achievement that was often described as a passion for delivering good performance and for gaining a feeling of accomplishment. It is one of the specific characters of entrepreneurship. The need for achievement had a positive correlation with corporate success (Khan, Breitenacker, & Schwarz., 2015). Successful entrepreneurs have high scores in need for achievement (Oosterbeek, Van Praag, & Ijsselstein., 2010). Enthusiasm for entrepreneurship is a non-economic indicator used to measure the performance. It represents positive aspect belonging to someone (Leitao & Franco, 2008). Dhliwayo and Van Vuuren (2011) stated that entrepreneurship would ultimately culminate in the creation or realization of entrepreneurial and strategic management plan that would be resulting in the best performance.

Entrepreneurial Mindset and Innovativeness

Earlier research claimed that entrepreneurial mindset significantly affects innovativeness. Zhao (2005) stated that innovation required three basic components, namely infrastructure, capital, and the ability of the entrepreneur. Herbig, Golden, and Dunphy (1994) indicated that entrepreneurial mindset affects innovativeness. Ndubisi (2014) and Sutanto, Sigiols, and Putih (2019) stated that entrepreneurship tailored to the market-oriented culture will contribute significantly to successful innovation. Wang and Zang (2005) proved that entrepreneurship is one of the significant areas relevant in human resource and innovation. Gonthier and Chirita (2019) found that several factors that enable the entrepreneurial spirit to be fostered by corporate incubators to boost the innovation capability in their parent companies. Based on the statements, the hypothesis can be stated as the followings:

H₁: Entrepreneurial mindset significantly affects the innovativeness of students of public universities.

Entrepreneurial Mindset and Risk-Taking

The previous studies claim that entrepreneurial mindset affect significantly to risk-taking. Wenhong and Liuying (2010) stated that systems thinking owned by the entrepreneur would affect the tendency of risk-taking. In regards to entrepreneur behavior concerning the family business, ownership is associated with risk-taking (Wang & Poutziouris, 2010). In his research, Segal et al. state that an entrepreneur receives personal financial risk existing but directly benefits from the potential success. It indicates that the entrepreneurial mindset has a significant effect on risk-taking (Sutanto et al., 2019). Further, Jemal (2020) found that entrepreneurial mindset positively and significantly affects SMEs' performance and parameters include seeking opportunity, creativity, innovation, risk-taking, proactiveness, and alertness to take action. Based on the arguments above, this study then states the hypothesis as the following:

H₂: Entrepreneurial mindset significantly affects the risk-taking of students of public universities.

Entrepreneurial Mindset and Competitive Aggressiveness

Previous researchers suggest that entrepreneurial mindset significantly affects competitive aggressiveness. Piperopoulos (2012) shows that entrepreneurship is somehow becoming synonymous with competitive aggressiveness. Through the internal factors affected by the entrepreneurial mindset, competitive aggressiveness could be improved. Someone with high competitive aggressiveness would be able to analyze the activities of opponents, looking for loopholes, provide intense competition, and made it a motivation for him to reach a better competition. Neneh (2012) and Sutanto et al. (2019) state that setting the mindset of entrepreneurship was important to sustain the competitiveness of economic organization. Moreover, Paek and Lee (2017) suggest that the dimensions of strategic entrepreneurship, which are environmental sensing, opportunity seizing, strategic flexibility, and entrepreneurial orientation, play a critical role in the competitive advantage of firms. Based on the statement, this study proposes the hypothesis as the following:

H₃: Entrepreneurial mindset significantly affects competitive aggressiveness of students of public universities.

Entrepreneurial Mindset and Autonomy

McDonald, Warhurst, and Allen (2008) provides evidence regarding the manager of subsidiaries who involved in entrepreneurial behavior led to greater autonomy and attachment because of the policy of control in some multinational companies were not able to detect and/or control such acts. Moreover, Sutanto et al. (2019) found that the entrepreneurial mindset has a significant effect on the autonomy of college students in Malang City, Indonesia. Based on the statement, the hypothesis can be stated as the following:

H₄: Entrepreneurial mindset significantly affects the autonomy of students of public universities.

Entrepreneurial Mindset and Proactiveness

Entrepreneurial companies tend to be more engaged in risk than other companies and more proactive in looking for new opportunities (Zhang et al., 2014). Moreover, Sutanto et al. (2019) found entrepreneurial mindset has a significant effect on the proactiveness of college students in Malang City, Indonesia. Based on the arguments above, the hypothesis can be stated as the following:

H₅: Entrepreneurial mindset significantly affects the proactiveness of students of public universities.

Innovativeness and Entrepreneurial Performance

Callaghan and Venter (2011) argued that innovativeness was one of the dimensions associated with the entrepreneurial performance. Chen et al. (2007) stated that the innovativeness has an impact on performance. Prihandono and Utami (2018) also consider exploring the entrepreneurial in higher education and innovative potential. Moreover, Khalili, Nejadhussein, and Fazel. (2013) and Sutanto et al. (2019) stated that innovativeness had a significant impact on performance. Further, Bor (2018) revealed that entrepreneurial innovativeness has a direct positive relationship with the performance of mid-sized firms. Falahat, Tehseen, and van Horne (2018) also showed a significant positive impact of entrepreneurial innovativeness on three types of business performances namely perceived non-financial, perceived business growth, and perceived performance relative competitors except on financial performance. Further, Linton (2019) highlighted that innovativeness could be meaningfully divided between process attributes and outcome. Based on the statement, the following hypothesis can be formulated:

H₆: Innovativeness significantly affects the entrepreneurial performance of students of public universities.

Risk-taking and Entrepreneurial Performance

Callaghan and Venter (2011) and Sutanto et al. (2019) mentioned that risk-taking was one of the dimensions associated with the entrepreneurial performance. On the contrary, Chen et al. (2007) stated entrepreneurial orientation has a positive relationship with performance. In the entrepreneurial orientation, there were dimensions of risk-taking. It suggests that risk-taking has an impact on performance. Guo and Jiang (2020) also found that a focal firm's new product success benefits most from adopting a concurrently high level of sensing risk-taking and seizing risk-taking when market growth is high but a high level of sensing risk-taking with a low level of seizing risk-taking when market growth is low. Moreover, Linton (2019) highlighted that risk-taking could be meaningfully divided between the attributes of process and outcome. Based on the statement; the hypothesis can be formulated as the following:

H₇: Risk-taking significantly affects the entrepreneurial performance of students of public universities.

Competitive Aggressiveness and Entrepreneurial Performance

Callaghan and Venter (2011) and Sutanto et al. (2019) stated that competitive aggressiveness was a dimension that was associated with entrepreneurial performance. Chen et al. (2007) said that there was a positive relationship between entrepreneurial orientation and performance, wherein the entrepreneurial orientation there was a dimension of the competitive aggressiveness. It shows that competitive aggressiveness has an impact on performance. Moreover, Khalili et al. (2013) mentioned that competitive aggressiveness is equaled as an effort to lead in performance and beat your opponent. Abdullahi et al. (2019) also concluded that competitive aggressive positively affects the financial performance of Nigerian SMEs.

On the other hand, Fadda (2018) showed that innovativeness, proactiveness, and autonomy were significantly associated with tourism firm performance, whereas risk-taking and competitiveness were not. However, Kosa, Mohammad, and Ajibie (2018) found the level of influence is increasing as firms are being established in larger cities because the firms in cities have more

customers and competitors, causing them to generate unique strategies that lead them to outstanding performance. Based on the statement, the hypothesis can be stated as the following:

H₈: Competitive aggressiveness significantly affects the entrepreneurial performance of students of public universities.

Autonomy and Entrepreneurial Performance

Callaghan and Venter (2011) and Sutanto et al. (2019) provide evidence that autonomy is one of the dimensions associated with entrepreneurial performance. Chen et al. (2007) stated that autonomy has an impact on performance. While, Yu et al. (2019) found that autonomy is associated with improved performance in the United States in dynamic environments, while in Taiwan, firms in dynamic environments fared worse with increasing autonomy. Based on the statement, it can be formulated as the following hypothesis:

H₉: Autonomy significantly affects the entrepreneurial performance of students of public universities.

Proactiveness and Entrepreneurial Performance

Smith (2013) stated that openness to experience was

the proactive search and an appreciation for the experience itself and tolerance over the exploration of new things. On the other hand, Callaghan and Venter (2011) and Sutanto et al. (2019) mentioned that proactiveness was one dimension that was associated with the entrepreneurial performance. In the study, it was mentioned that openness to experience is one of the factors influencing entrepreneurial performance. It can be concluded that proactiveness has an impact on entrepreneurial performance. Chen et al. (2007) also stated it had a positive relationship between entrepreneurial orientations taking action against performance, wherein the entrepreneurial orientation there was a dimension of proactiveness. Linton (2019) highlighted that proactiveness could be meaningfully divided between the attributes of process and outcome. It shows that proactiveness has an impact on performance. Based on the arguments above, the hypothesis can be stated as the following:

H₁₀: Proactiveness significantly affects the entrepreneurial performance of students of public universities.

Based on the discussion above, the developed hypotheses are shown in Figure 1.

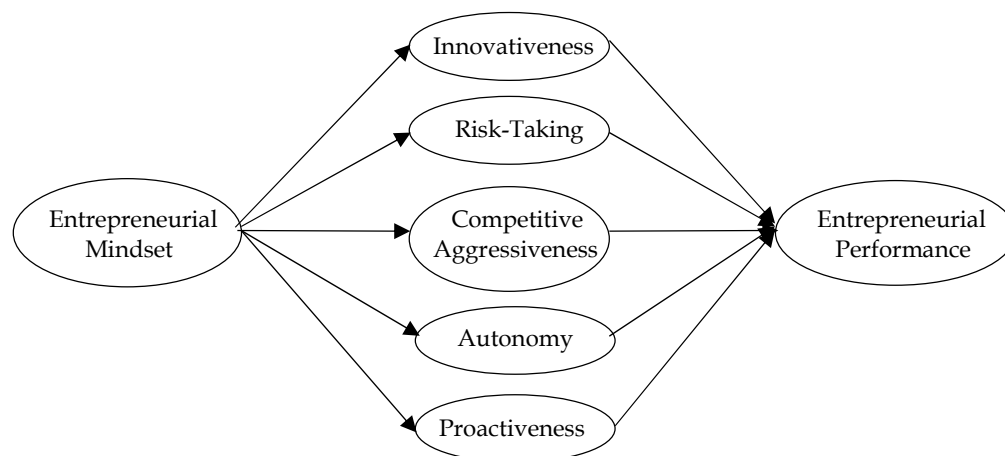


Figure 1. Research Framework

3. RESEARCH METHOD

The population of this study consists of undergraduate students of the management program in the public universities in Surabaya, Indonesia. There were four public universities in Surabaya having offered an entrepreneurship education for their students. The total number is 4,036, shown in Table 1. The sample was taken using a purposive sampling.

The criteria used for selecting the respondents are based on the research objectives. They were undergraduate students of the management program of the public universities in Surabaya, Indonesia, who have been involved in entrepreneurship. This study used 364 respondents as the sample taken from the population and determined using Slovin's formula. The researchers distributed the questionnaires to the students of the

universities. To control bias, the researchers tried out the questionnaires in advance on some respondents. Finally, the researchers screened the respondents orally by asking them one by one and done in-depth with the existing questions in the questionnaire.

The study utilized the PLS-SEM to analyze the data. The Partial Least Square function is divided into two groups: the inner and outer models. The outer model is more towards testing the validity and

reliability. Yet, the inner model is more towards regression, which assesses the effect of one variable on other variables. Model fit on Partial Least Square is not like SEM where there is a global match, such as RMSEA, AGFI, PGFI, PNFI, CMIN / DF, etc. In PLS, there are only two criteria for assessing the model's fit, namely the fit of the outer model that is called the outer model, and the inner fit, which is called the inner model (Ghozali, 2014).

Table 1. Number of Undergraduate Students in Management of Public Universities

Universities	Number of Students
Universitas Airlangga	2,026
Universitas Negeri Surabaya	997
Institut Teknologi 10 November Surabaya	109
Universitas Pembangunan Negeri Veteran Jawa Timur	904
Total Number of Students	4,036

Source: <http://forlap.dikti.go.id/>

4. DATA ANALYSIS AND DISCUSSION

Descriptive Analysis of the variables

All responses from the respondents to each variable were designed by Likert scale from 1 to 5. It was set categories of variables by this formula as shown in Table 2.

$$\text{Range} = \frac{\text{Maximum Value} - \text{Minimum Value}}{\text{Numbers of Category}} = \frac{5-1}{3} = 1.33$$

Table 2. Interval of Mean Scores

Range	Remarks
1.00–2.33	Low
2.34–3.67	Medium
3.67–5.00	High

Therefore, the evaluation of the answers for each of the variables can be described in Table 3.

Table 3. The Description of Entrepreneurial Mindset

Item	Statement	Mean	Remark
X _{1.1}	I want to create my own workplace	3.64	Medium
X _{1.2}	I have an aspiration to be an entrepreneur	3.32	Medium
X _{1.3}	I tend to seek business opportunities	3.84	High
X _{1.4}	I can identify a business opportunity based on the needs of consumers in the market	3.57	Medium
<i>Entrepreneurial Mindset (X₁)</i>		3.59	Medium

Table 3 indicates that the average value of the entrepreneurial mindset is 3.59. It means that the entrepreneurial mindset of students of the public universities in Surabaya has a medium value. Table 3 also notes that the highest average value of the indicators is 3.84 in the statement "I tend to seek business opportunities." The lowest average value of the indicator is 3.32 in the statement "I have an aspiration to be an entrepreneur." These results indicate that respondents tend to seek business opportunities despite the aspiration to be an entrepreneur is not so great. It attributes to the

respondent's efforts to earn an income or meet his needs. The difference between the statement "I tend to seek business opportunities" and the other statements is far enough to be in the different categories (high, medium, low). It indicates that most respondents tend to think more about getting a business opportunity in a wide variety of ways, whether to become entrepreneurs or not. It shows that education succeeds in changing the students' mindset of entrepreneurship (Jung & Lee, 2020; Wardana et al., 2020).

Table 4. The Description of Innovativeness

Item	Statement	Mean	Remarks
Z _{1.1}	I tend to accept new things around me	3.31	Medium
Z _{1.2}	I have an innovative idea that can be implemented	3.50	Medium
Z _{1.3}	I have unique ideas that haven't been done before	3.34	Medium
Z _{1.4}	I can implement the unique ideas that I have	3.49	Medium
<i>Innovativeness (Z₁)</i>		3.41	Medium

Table 4 shows the average value of innovativeness is 3.41. It means students' innovativeness in the public universities in Surabaya is said to be medium. Besides, the highest average value of the indicators is 3.50 in "I have innovative ideas to be implemented." The lowest average value

of the indicator is 3.31 in "I am likely to receive new things around me." These results indicate that respondents have different ideas to be applied in their business. The entire statement is in the category of the medium. It means that innovativeness possibly is improved further.

Table 5. The Description of Risk-Taking

Item	Statement	Mean	Remarks
Z _{2.1}	I dare go to an entirely new place for me all alone	3.65	Medium
Z _{2.2}	I have a willingness to try new things	3.66	Medium
Z _{2.3}	I have the courage to decide with minimal information	3.77	High
Z _{2.4}	I felt challenged to do things outside of my comfort zone	3.69	High
Z _{2.5}	I have the desire to conquer my greatest fear	3.71	High
<i>Risk-taking (Z₂)</i>		3.69	High

Table 5 reveals that the average value of the variable risk-taking is 3.69. It means the risk-taking of students of the public universities in Surabaya has a value of high. The highest average value of the indicator is 3.77 in the statement I dare to decide with minimal information. The lowest average value of the indicator is 3.65 on the statement of I dare go to an entirely new place for me all alone. Respondents

make decisions with minimal information and illustrate that the respondent takes their decision quicker. Table 5 also pointed out that the existence of the respondent towards new things is medium. It is similar to the variable description analysis of innovativeness. The respondents need to enhance adaptation to new things.

Table 6. The Description of the Competitive Aggressiveness

Item	Statement	Mean	Remarks
Z _{3.1}	I am trying to find information to know the existence of competitors for my business	3.42	Medium
Z _{3.2}	I am trying to find information about my business competitors	3.31	Medium
Z _{3.3}	I have the desire to grow bigger than competitors	3.37	Medium
Z _{3.4}	I made the difference in the ability with competitors as a motivation to compete	3.41	Medium
Z _{3.5}	I can compete with business competitors	3.35	Medium
Z _{3.6}	I can overtake the position of the competitors who have a higher business position	3.37	Medium
<i>Competitive Aggressiveness (Z₃)</i>		3.37	Medium

Table 6 shows that the average value of the variable competitive aggressiveness is 3.37. It means the competitive aggressiveness of students of the public universities in Surabaya has a value the medium. Besides, the highest average value of the

indicator is 3.42 in "I am trying to find information to know the existence of competitors for my business." The lowest average value is 3.31 in "I am trying to find information about my business competitors." Respondents tend to recognize the surrounding

environment despite the statement with the highest value remaining in the category of "Medium." All Statements about competitive aggressiveness are medium. It indicates that respondents tend to be less

concerned with competitors to compete better. Lack of concern for the competitors to compete can come from ego and focus other own business.

Table 7. The Description of the Autonomy

Item	Statement	Mean	Remarks
Z _{4.1}	I work without relying on others	3.34	Medium
Z _{4.2}	I am working without being affected by other people's assumptions	3.49	Medium
Z _{4.3}	I believe with my ability to resolve the job	3.41	Medium
Z _{4.4}	I work in a field that I've mastered	3.50	Medium
Z _{4.5}	I can specify the time limit to finish the job	3.45	Medium
Z _{4.6}	I can determine the target of achievement for myself	3.55	Medium
Autonomy (Z ₅)		3.46	Medium

Table 7 shows that the average value of the variable autonomy is 3.46. It means the autonomy of students of the public universities in Surabaya is medium. Besides, the highest average value of the indicator is 3.55 can determine the achievement target. The lowest average is 3.34 of "I work without

relying on others." These results show that determine the targets for ourselves is easier to do than the other statements. All statements regarding autonomy are in the category of the medium. It shows that the autonomy of the respondents needs to improve regarding independence in work.

Table 8. The Description of Proactiveness

Item	Statement	Mean	Remarks
Z _{5.1}	I work with my initiatives and without being asked	3.64	Medium
Z _{5.2}	I get the job done faster than the given time	3.56	Medium
Z _{5.3}	I prefer to face rather than avoid the problem	3.60	Medium
Proactiveness (Z ₅)		3.60	Medium

Table 8 shows that the average value of the proactiveness is 3.60. It means that the proactiveness of students of the public universities in Surabaya is medium. In addition, the highest average value of the indicator is 3.64 in "I am working with the initiative." The lowest average is 3.56 in "I get the job done faster than the given time." These results indicate that

respondents may give rise to the initiative from themselves to do something. All statements about proactiveness are in the category of the medium. It suggests that respondents can enhance the initiative and tend to work on time and finish it sooner than the given time.

Table 9. The Description of Entrepreneurial Performance

Item	Statement	Mean	Remarks
Y ₁	I am trying to improve my business turnover	3.33	Medium
Y ₂	I am trying to hit the target that I set for my business	3.57	Medium
Y ₃	I have a high spirit in opening my business	3.55	Medium
Y ₄	I am pleased to have a new business	3.46	Medium
Y ₅	I feel excited when finding a breakthrough for my business	3.50	Medium
Y ₆	I can apply the ideas of my effort into my business	3.59	Medium
Entrepreneurial Performance (Y)		3.50	Medium

Table 9 reveals that the average value of the variable entrepreneurial performance is 3.50. It means the entrepreneurial performance of students of the

public universities in Surabaya has a medium value. Besides, the highest average value of the indicator is 3.59 in "I can apply the ideas of my effort into my

efforts." The lowest average is 3.33 in "I am trying to improve my business turnover." These results indicate that respondents can reasonably implement ideas into their business. All statements regarding entrepreneurial performance are in the category of the medium. It shows that entrepreneurial performance could still be improved, especially in terms of efforts on increasing turnover. More respondents need to pay close attention to the financial aspects.

Convergent Validity

Convergent validity is an agreement between measures of the same construct assessed by different methods (Guo et al., 2008). Convergent validity measurement carries out using the value of the outer-loading. An indicator is said to satisfy the convergent validity if it has the value of outer-loading > 0.5 (Muafi & Roostika, 2014). Here are the values of the outer-loading indicator on each variable dimensions and research. Table 10 shows that all indicators that make up the research dimensions and variables have a value of outer-loading > 0.5 . Based on these results, all indicators have met the convergent validity. They

can be used to do further analysis.

Discriminant Validity

Campbell and Fisk in Guo et al. (2008) stated that discriminant validity was the distinctiveness of different constructs. The measurement of Discriminant validity carries out using cross-loading values (Henseler, Ringle & Sarstedt, 2015). An indicator that satisfies to Discriminant validity of the indicator value of cross-loading on dimensions or from the variables is the largest when compared with other variables or dimensions (Muafi & Roostika, 2014).

Table 10 shows the value of cross-loading each indicator. It shows that all indicators have the largest cross-loading on their dimension or variables compared to others. Based on these results, the indicators used in this study have had good discriminate validity in drawing up each dimension or variable. Besides using the value of outer loading, testing validity can also be done by looking at the AVE value (Henseler et al., 2015). The indicators used are said to be valid if the value of AVE is above 0.5.

Table 10. Outer-Loading and Cross-Loading Value

	Autonomy		Competitive Aggressiveness		Entrepreneurial Mindset		Entrepreneurial Performance		Innovativeness		Proactiveness		Risk-Taking	
	Outer Loading	Cross Loading	Outer Loading	Cross Loading	Outer Loading	Cross Loading	Outer Loading	Cross Loading	Outer Loading	Cross Loading	Outer Loading	Cross Loading	Outer Loading	Cross Loading
A1	0.7959	0.7959		0.5467		0.5461		0.5975		0.5175		0.4737		0.4828
A2	0.8201	0.8201		0.6369		0.5678		0.6744		0.6531		0.5997		0.4743
A3	0.7668	0.7668		0.6036		0.5338		0.6549		0.6238		0.5504		0.5084
A4	0.7912	0.7912		0.5531		0.5166		0.6429		0.5369		0.5606		0.4943
A5	0.8158	0.8158		0.5391		0.4813		0.6008		0.5414		0.4813		0.4641
A6	0.8905	0.8905		0.5725		0.5049		0.6705		0.5687		0.5504		0.4659
CA1		0.5972	0.8264	0.8264		0.4135		0.5886		0.5833		0.4496		0.4131
CA2		0.5689	0.7884	0.7884		0.5159		0.5771		0.5481		0.4476		0.4531
CA3		0.4548	0.7572	0.7572		0.4279		0.5085		0.5579		0.3978		0.3759
CA4		0.5815	0.7704	0.7704		0.4295		0.6426		0.6305		0.4609		0.4191
CA5		0.5733	0.7871	0.7871		0.4841		0.6115		0.6426		0.4344		0.4249
CA6		0.5876	0.8306	0.8306		0.5039		0.6394		0.5933		0.5688		0.5207
EM1		0.5782		0.5239	0.8471	0.8471		0.6015		0.5112		0.5762		0.7261
EM2		0.4691		0.4505	0.7781	0.7781		0.4832		0.3901		0.5923		0.6463
EM3		0.4804		0.4143	0.7877	0.7877		0.5861		0.4524		0.6646		0.7253
EM4		0.6001		0.5378	0.8891	0.8891		0.6622		0.5492		0.6114		0.8036
EP1		0.6909		0.6291		0.5929	0.7679	0.7679		0.5161		0.5814		0.5711
EP2		0.7103		0.6699		0.6673	0.8824	0.8824		0.6575		0.7145		0.6651
EP3		0.5479		0.5929		0.5434	0.7823	0.7823		0.6596		0.5959		0.5295
EP4		0.5751		0.5046		0.4659	0.7538	0.7538		0.5275		0.6133		0.5345
EP5		0.6302		0.6483		0.6105	0.8471	0.8471		0.6625		0.6169		0.6121
EP6		0.7341		0.6662		0.6156	0.9071	0.9071		0.6635		0.6713		0.6349
I1		0.5807		0.6197		0.4916		0.6057	0.8339	0.8339		0.4731		0.4012
I2		0.6126		0.6826		0.5221		0.6766	0.8388	0.8388		0.5201		0.4901
I3		0.5199		0.5629		0.4211		0.5678	0.8287	0.8287		0.4042		0.3876
I4		0.6427		0.6254		0.4941		0.6369	0.8444	0.8444		0.5174		0.4482
PA1		0.6481		0.5353		0.6795		0.7139		0.5031	0.9148	0.9148		0.6643
PA2		0.5067		0.5774		0.6522		0.6688		0.5325	0.8497	0.8497		0.6555
PA3		0.5511		0.3796		0.5689		0.5947		0.4503	0.8184	0.8184		0.5661
RT1		0.4663		0.4143		0.6926		0.5408		0.3724		0.6233	0.7645	0.7645
RT2		0.5514		0.5337		0.8057		0.6078		0.4943		0.5931	0.8471	0.8471
RT3		0.3708		0.3511		0.6373		0.5564		0.3582		0.5987	0.7991	0.7991
RT4		0.4289		0.3773		0.6585		0.5611		0.3619		0.6251	0.8132	0.8132
RT5		0.5841		0.5499		0.7932		0.6693		0.5163		0.5729	0.8721	0.8719

The AVE value of indicators is presented in Table 11. It shows that AVE value produced by all reflective indicators is above 0.5. Based on those results, all reflective indicators meet the validity requirements. Further examination is construct reliability by looking at the output of the composite reliability or Cronbach's alpha. The constructs are reliable if the composite reliability value or Cronbach's alpha is greater than or equal to 0.3. However, it will be better

if it is above 0.7 (Muafi & Roostika, 2014).

Table 11 shows the values of Cronbach's alpha of all constructs are good because they are above 0.7. Therefore, all reflective indicators are reliable or meet reliability test. Besides that, the composite reliability values of all reflective constructs are also good. So that it could be concluded that all the reflective indicators are reliable because they satisfy both reliability testing criteria.

Table 11. AVE Value and Reliability Test

Variable	AVE	Composite Reliability	Cronbach's Alpha
Entrepreneurial Mindset	0.6835	0.8960	0.8445
Innovativeness	0.6997	0.9031	0.8573
Risk-Taking	0.6725	0.9111	0.8780
Competitive Aggressiveness	0.6301	0.9108	0.8824
Autonomy	0.6631	0.9218	0.8978
Proactiveness	0.7429	0.8964	0.8261
Entrepreneurial Performance	0.6815		

R-Square

Table 12 shows the R-Square value of each variable. Risk-taking and proactiveness have a high magnitude of the research model (77% and 54%). This result

explains that the Indonesian students have strong entrepreneurial characteristics on those two. It may be the education of entrepreneurship has a positive contribution in building their entrepreneurship.

Table 12. R-square Value

Variable	R-Square
Entrepreneurial Mindset	
Innovativeness	0.3355
Risk-taking	0.7743
Competitive Aggressiveness	0.3418
Autonomy	0.4180
Proactiveness	0.5440
Entrepreneurial Performance	0.8030

Moreover, the R-Square value of Entrepreneurial Performance is high. It means that the magnitude of entrepreneurial performance is 80.3%. Autonomy, competitive aggressiveness, innovativeness, proactiveness, and risk-taking explain it. The rest amounted of 19.7%, are explained by other factors outside the model that is examined.

Hypothesis Testing and Discussion

Table 13 shows the results of hypothesis testing. The entrepreneurial mindset has a coefficient of effect on the innovativeness of 0.579 with a t-statistic of 7.696 outweighs 1.96. This result indicates that entrepreneurial mindset has significant effects against innovativeness. A higher entrepreneurial mindset will increase the innovativeness of students

of public universities. Based on this result, H_1 is accepted. It supports the previous researches that claimed that the entrepreneurial mindset significantly affects innovativeness. Herbig et al. (1994) stated that innovation required three basic components, namely infrastructure, capital, and the ability of the entrepreneur. They indicated that entrepreneurial mindset affected innovativeness. Entrepreneurship tailored to the market-oriented culture contribute significantly to the successful innovation (Ndubisi, 2014) Wang and Zang (2005) suggested entrepreneurship was one of the many areas that are relevant in the human resource and innovation. Gonthier and Chirita (2019) also found several factors that enable the entrepreneurial spirit fostered by corporate incubators to boost the

innovation capability in their parent companies.

The entrepreneurial mindset has a coefficient of effect on risk-taking of 0.879, with a t-statistic of 37.235 outweighs 1.96. This result indicates that entrepreneurial mindset has a significant effect towards risk-taking. A higher entrepreneurial mindset increases the risk-taking of students of public universities. Based on this result, H_2 is accepted. It supports the earlier researches that claimed that entrepreneurial mindset affects risk-taking. Wenhong and Liuying (2010) state that systems thinking owned by entrepreneurs would affect their tendency in risk-taking. Wang and Poutziouris (2010) say that

industrial entrepreneur ownership is associated with risk-taking. Segal, Borgia, and Schoenfeld (2005) mention that an entrepreneur receives personal financial risk existing in the ownership of a business but was also directly benefit from the potential success of that business. Jemal (2020) found that entrepreneurial mindset positively and significantly SMEs' performance, and parameters include seeking opportunity, creativity, innovation, risk-taking, proactiveness, and alertness to take action. All these findings indicate that the entrepreneurial mindset has a significant effect on risk-taking.

Table 13. The Results of Hypothesis Testing

Hypothesis	Effect	Coefficient	t-statistic	Decision
H_1	EM --> I	0.5792	7.6962	Accepted
H_2	EM --> RT	0.8800	37.2351	Accepted
H_3	EM --> CA	0.5846	7.8921	Accepted
H_4	EM --> P	0.7376	14.5843	Accepted
H_5	EM --> A	0.6465	9.8460	Accepted
H_6	I --> EP	0.1945	2.0400	Accepted
H_7	RT --> EP	0.1913	2.6804	Accepted
H_8	CA --> EP	0.1853	2.1528	Accepted
H_9	P --> EP	0.2471	2.3890	Accepted
H_{10}	A --> EP	0.2428	2.1129	Accepted

The entrepreneurial mindset has a coefficient of effect on competitive aggressiveness of 0.585 with a t-statistic of 7.89 greater than 1.96. This result indicates that the entrepreneurial mindset has a significant effect against competitive aggressiveness. A higher entrepreneurial mindset increases the competitive aggressiveness of students of public universities. Based on this result, H_3 is accepted.

This study also supports the previous research suggesting that entrepreneurial mindset affects competitive aggressiveness. Piperopoulos (2012) showed that entrepreneurship was somehow becoming synonymous with competitive aggressiveness. Through the internal factors, the entrepreneurial mindset improves competitive aggressiveness. Someone with high competitive aggressiveness will be able to analyze the activities of opponents, looking for loopholes, provide intense competition, and made it a motivation for him to reach a better performance. Neneh (2012) said that setting the mindset of entrepreneurship was important to sustain the competitiveness of economic organization. Paek and Lee (2017) also suggested that the dimensions of strategic entrepreneurship, which are environmental sensing, opportunity seizing,

strategic flexibility, and entrepreneurial orientation, play a critical role in the competitive advantage of firms.

The entrepreneurial mindset has a coefficient of effect on the autonomy of 0.647 with a t-statistic of 9.846 greater than 1.96. This result indicates that entrepreneurial mindset has a significant effect on autonomy. A higher entrepreneurial mindset increases the autonomy of students of public universities. Based on this result, H_4 is accepted. The result supports the research of McDonald et al. (2008), proving that the manager of subsidiaries who was involved in entrepreneurial behavior led to greater autonomy and attachment because of the policy of control in some multinational companies are not able to detect and or control such acts.

The entrepreneurial mindset has a coefficient of effect on the proactiveness of 0.738 with a t-statistic of 14.584 greater than 1.96. This result indicates that entrepreneurial mindset has a significant effect on proactiveness. A higher entrepreneurial mindset increases the proactiveness of students of public universities. Based on this result, H_5 is accepted. This result supports Zhang et al. (2014), finding that entrepreneurial companies tended to be more

engaged in risk than other companies and more proactive in looking for new opportunities.

The innovativeness coefficient affects the entrepreneurial performance of 0.195 with t-statistic of 2.0399 greater than 1.96. This result shows that there is a significant effect of innovativeness on entrepreneurial performance. A higher innovativeness increases the entrepreneurial performance of students of public universities. Based on this result, H_6 is accepted. This result supports previous scholars. Callaghan and Venter (2011) mentioned that innovativeness was one of the dimensions associated with entrepreneurial performance. Chen et al. (2007) stated that there was a positive relationship between innovativeness and performance. It shows that innovativeness has an impact on performance. Khalili et al. (2013), Linton (2019), and Sutanto et al. (2019) said innovativeness had a significant effect on performance. Further, Bor (2018) revealed that entrepreneurial innovativeness has a direct positive relationship with the performance of mid-sized firms. Falahat, Tehseen, and van Horne (2018) also revealed a significant positive impact of entrepreneurial innovativeness on three types of business performances namely perceived non-financial, perceived business growth, and perceived performance relative competitors except on financial performance.

The risk-taking coefficient affects the entrepreneurial performance of 0.191 with a t-statistic of 2.68 greater than 1.96. This result shows that risk-taking providing a significant effect against the entrepreneurial performance. A high-risk-taking increases the entrepreneurial performance of students of public universities. Based on this result, H_7 is accepted. It supports the studies of Chen et al. (2007), Callaghan and Venter (2011), Linton (2019), and Sutanto et al. (2019). It suggests that risk-taking has an impact on performance. Guo and Jiang (2020) also found that a focal firm's new product success benefits most from adopting a concurrently high level of sensing risk-taking and seizing risk-taking when market growth is high but a high level of sensing risk-taking with a low level of seizing risk-taking when market growth is low.

The competitive aggressiveness has a coefficient of effect on the entrepreneurial performance of 0.185 with a t-statistic of 2.152 greater than 1.96. This result suggests that competitive aggressiveness has a significant effect on entrepreneurial performance. A higher competitive aggressiveness increases the entrepreneurial performance in of students of public universities. Based on this result, H_8 is accepted. The result supports the studies of Chen et al. (2007),

Callaghan and Venter (2011), Khalili et al. (2013), Kosa et al. (2018), Sutanto et al. (2019), and Abdullahi et al. (2019), proving that competitive aggressiveness leads to performance.

Autonomy has a coefficient of effect on the entrepreneurial performance of 0.247 with a t-statistic of 2.389 greater than 1.96. This result explains that autonomy has a significant effect on entrepreneurial performance. A higher autonomy increases the entrepreneurial of students of public universities. Based on this result, H_9 is accepted. It supports what was found by Callaghan and Venter (2011), Chen et al. (2007), Yu et al. (2019), and Sutanto et al. (2019) previously argued that autonomy affects performance.

The proactiveness has a coefficient of effect on the entrepreneurial performance of 0.243 with a t-statistic of 2.112 outweighs 1.96. This result explains that proactiveness has a significant effect on entrepreneurial performance. A higher proactiveness increases the entrepreneurial performance of students of public universities. Based on this result, H_{10} is accepted. It convinces the previous findings of Callaghan and Venter (2011), Chen et al. (2007), Linton (2019), Smith (2013), and Sutanto et al. (2019) proving that proactiveness affects performance.

5. CONCLUSION, IMPLICATION, SUGGESTION, AND LIMITATIONS

In general, this study can be concluded that the entrepreneurial mindset of the Indonesian students has a positive and significant effect against their innovativeness, risk-taking, competitive aggressiveness, autonomy, proactiveness. Therefore, changing the students' mindset to entrepreneurship is essential. In addition, it implies that the entrepreneurship education of Indonesian public universities has succeeded in changing their mindset as well as their entrepreneurial orientation and performance. It can be done by promoting entrepreneurship education to develop the entrepreneurial competencies and mindsets of citizens has become a critical mission on the supranational educational policy agenda (Laalo & Heinonen, 2016).

On the contrary, Indonesian students' innovativeness, risk-taking, competitive aggressiveness, autonomy, and proactiveness are have been proved to have a significant effect on entrepreneurial performance. It convinces that the education of entrepreneurship should not only change the students' mindset but also cultivate all variables to reach high performance.

Some variables such as entrepreneurial

mindset, innovativeness, competitive aggressiveness, autonomy, proactiveness, as well as entrepreneurial performance of the Indonesian university students have medium mean. Some actions need to be done much more in the future, such as improving the entrepreneurship curriculum is vital. Inviting and connecting to successful business leaders and entrepreneurs. They can open and inspire students' minds and hearts to create a start-up business. Furthermore, universities should promote entrepreneurship as a career option and provide entrepreneurship experiences to students. The change in the academic culture is a common challenge, which includes introducing entrepreneurial thinking and acting as alternatives to traditional teaching approaches, and opening up the universities to the surrounding society and industrial ecosystem. The use of ICT and, in particular eLearning in delivering entrepreneurial education might be an additional option for expanding the outreach of the course.

This study is only to analyze the entrepreneurship of the students. However, to make sure whether the students really implement their entrepreneurship potential after finishing their education, it needs a further research to get result that is more generalizable.

REFERENCES

- Abdullahi, U., Kunya, S. U., Bustani, S. A., & Usman, N. (2019). Impact of competitive aggressiveness on performance of small and medium construction firms in Nigeria. *FUTY Journal of the Environment*, 13(1), 65-74.
- Baregheh, A., Rowley, J., & Sambrook, S. (2009). Towards a multidisciplinary definition of innovation. *Management Decision*, 47(8), 1323-1339.
- Barnabas, N. & Mekoth, N. (2010). Autonomy, market orientation and performance in Indian retail banking. *Asia Pacific Journal of Marketing and Logistics*, 22(3), 330-350.
- Bor, G. K. A. (2018). The influence of entrepreneurial innovativeness on firm performance among small and medium-sized enterprises in Kenya. *International Journal of Small Business and Entrepreneurship Research*, 6(1), 15-30.
- Boyer, T. W. (2006). The development of risk-taking: A multi-perspective review. *Developmental Review*, 26, 291-345.
- Callaghan, C. & Venter, R. (2011). An investigation of the entrepreneurial orientation, context and entrepreneurial performance of Inner-City Johannesburg street traders. *Southern African Business Review*, 15(1), 28-48.
- Chen, C. N., Tzeng, L. C., Ou, W. M., & Chang, K. T. (2007). The relationship among social capital, entrepreneurial orientation, organizational resources, and entrepreneurial performance for new ventures. *Contemporary Management Research*, 3(3), 213-232.
- Crant, J. M. (2000). Proactive behavior in organizations. *Journal of Management*, 26(3), 435-462.
- Dhliwayo, S. & Van Vuuren, J. (2011). The relationship between strategic planning and entrepreneurship: A paradox. *Asian Journal of Business and Management Sciences*, 1(3), 23-33.
- Fadda, N. (2018). The effects of entrepreneurial orientation dimensions on performance in the tourism sector. *New England Journal of Entrepreneurship*, 21(1), 22-44.
- Falahat, M., Tehseen, S., & van Horne, C. (2018). Entrepreneurial innovativeness and its impact on SMEs performances. *International Journal of Entrepreneurship*, 22(3), 1-9.
- Gamble, J. E., Turnipseed, D. L., Lorenz, M. P., & Weaver, K. M. (2013). Determinants of business climate perceptions in small and medium-sized enterprises: Does managerial ownership matter? *Small Business Institute Journal*, 9(1), 18-36.
- Ghozali, I. (2014). Structural equation modelling metode alternatif dengan partial least square (PLS). Semarang: Universitas Diponegoro Semarang.
- Goldsmith, R. E. & Foxall, G. R. (2003). The measurement of innovativeness. In L. V. Shavianina, (Ed.), *The international handbook on innovation* (pp. 321-330). Kidlington, Oxford: Elsevier.
- Gonthier, J. & Chirita, G.M. (2019). The role of corporate incubators as invigorators of innovation capabilities in parent companies. *Journal of Innovation and Entrepreneurship*, 8(8), 1-21.
- Graduate Management Admission Council (GMAC). (2014). Mba.com prospective students survey. Reston: Graduate Management Admission Council.
- Guo, B., Aveyard, P., Fielding, A., & Antony, S. (2008). Testing the convergent and discriminant validity of the decisional balance scale of the trans-theoretical model using the multi-trait multi-method approach. *Psychology of Addictive Behaviors*, 22(2), 288-294.

- Guo, Z., Jiang, W. (2020). Risk-taking for entrepreneurial new entry: risk-taking dimensions and contingencies. *International Entrepreneurship and Management Journal*, 16, 739-781.
- Gustiawan, W., Emrizal, & Primadona. (2014). Student's creativity in entrepreneurship. *Review of Integrative Business & Economics Research*, 3(2), 160-168.
- Henseler, J., Ringle, C. M., & Sarstedt, M. (2015). A new criterion for assessing discriminant validity in variance-based structural equation modeling. *Journal of the Academy Marketing Science*, 43, 115-135.
- Herbig, P., Golden, J. E., & Dunphy, S. (1994). The Relationship of Structure to Entrepreneurial and Innovative Success. *Marketing Intelligence & Planning*, 12(9), 37-48
- Jemal, S. (2020). Effect of entrepreneurial mindset and entrepreneurial competence on performance of small and medium enterprise, evidence from literature review. *International Journal of Management & Entrepreneurship Research*, 2(7), 476-491.
- Jung, E. & Lee, Y. (2020). College students' entrepreneurial mindset: educational experiences override gender and major. *Sustainability*, 12, 1-28.
- Khalili, H., Nejadhussein, S., & Fazel, A. (2013). The effect of entrepreneurial orientation on innovative performance: Study of a petrochemical company in Iran. *Journal of Knowledge-based Innovation in China*, 5(3), 262-278.
- Khan, M. S., Breitenacker, R. J., & Schwarz, E. J. (2015). Adding fuel to the fire: need for achievement diversity and relationship conflict in entrepreneurial teams. *Management Decision*, 53(1), 75-99.
- Kosa, A., Mohammad, I., & Ajibie, D. (2018). Entrepreneurial orientation and venture performance in Ethiopia: The moderating role of business sector and enterprise location. *Journal of Global Entrepreneurship Research*, 8(25), 1-17.
- Kouakou, K. K. E., Li, C., Akolgo, I. G., & Tchamekwen, A. M. (2019). Evolution view of entrepreneurial mindset theory. *International Journal of Business and Social Science*, 10(6), 116-129.
- Laalo, H., & Heinonen, J. (2016). Governing the entrepreneurial mindset: business students' constructions of entrepreneurial subjectivity. *European Educational Research Journal*, 15(6), 696-713.
- Lee, J. (2008). Effects of leadership and leader-member exchange on innovativeness. *Journal of Managerial Psychology*, 23(6), 670-687.
- Leitao, J. & Franco, M. (2008). *Individual entrepreneurship capacity and performance of SMEs*. Available at: https://mpra.ub.uni-uenchen.de/8179/1/MPRA_paper_8179.pdf
- Linton, G. (2019). Innovativeness, risk-taking, and proactiveness in start-ups: a case study and conceptual development. *Journal of Global Entrepreneurship Research*, 9(20), 1-21.
- Lumpkin, G. T., & Dess, G. G. (2001). Linking two dimensions of entrepreneurial orientation to firm performance: The moderating role of environment and industry life cycle. *Journal of Business Venturing*, 16(5), 429-451.
- McDonald, F., Warhurst, S., & Allen, M. (2008). Autonomy, embeddedness, and the performance of foreign owned subsidiaries. *Multinational Business Review*, 16(3), 73-92.
- Mikhailova, O. B. (2015). The value-motivational structure of the innovativeness of young students. *Psychology in Russia*, 8(1), 112-124.
- Miller, D. (1983). The correlates of entrepreneurship in three types of firms. *Management Science*, 29(7), 770-792.
- Mitcham, C. (2005). *Encyclopedia of science, technology, and ethics*. Michigan, USA: Macmillan Reference.
- Muafi & Roostika, R. (2014). Organizational performance and competitive advantage determinants of creative SMEs. *European Journal of Economics and Management*, 1(2), 7-25.
- Ndubisi, N. O. (2014). Entrepreneurship and service innovation. *Journal of Business & Industrial Marketing*, 29(6), 449-453.
- Neneh, N. B. (2012). An exploratory study on entrepreneurial mindset in the small and medium enterprise (SME) sector: A South African perspective on fostering small and medium enterprise (SME) success. *African Journal of Business Management*, 6(9), 3364-3372.
- Noer, B. A., Idrus, M. S., Hadiwijoyo, D., & Wirjodirdjo, B. (2013). Entrepreneur as a career choice: Interrelationship between risk-taking, competitive aggressiveness, proactiveness, innovativeness, and autonomy. *IOSR Journal of Business and Management*, 11(5), 21-28.
- Oosterbeek, H., Van Praag, M. C., & Ijssestein, A. (2010). The impact of entrepreneurship education on entrepreneurship skills and motivation. *European Economic Review*, 54, 442-454.

- Paek, B. & Lee, H. (2018). Strategic entrepreneurship and competitive advantage of established firms: evidence from the digital TV industry. *International Entrepreneurship and Management Journal*, 14, 883-925.
- Piperopoulos, P. (2012). Could higher education programs, culture and structure stifle the entrepreneurial intentions of students? *Journal of Small Business and Enterprise Development*, 19(3), 461-483.
- Prihandono, D., & Utami, S. (2018). Unravel entrepreneurial mindset in Indonesian higher education institutions. *Proceedings of the International Conference on Science and Education and Technology 2018 (ISET 2018)*.
- Quintane, E., Casselman, R. M., Reiche, B. S., & Nylund, P. (2011). Innovation as a knowledge-based outcome. *Journal of Knowledge Management*, 15(6), 928-947.
- Rauch, A., Wiklund, J., Lumpkin, G. T., & Frese, M. (2009). Entrepreneurial orientation and business performance: An assessment of past research and suggestions for the future. *Entrepreneurship Theory & Practice*, 33(3), 761-787.
- Sebikari, K. V. (2014). Entrepreneurial performance and small business enterprises in Uganda. *International Journal of Small Business and Entrepreneurship Research*, 2(4), 1-12.
- Segal, G., Borgia, D., & Schoenfeld, J. (2005). The motivation to become an entrepreneur. *International Journal of Entrepreneurial Behavior & Research*, 11(1), 42-57.
- Smith, A. R. (2013). *The relationship of personality to entrepreneurial performance: an examination of openness to experience facets*. Retrieved June 1, 2020. <https://pdfs.semanticscholar.org/bc9a/feb243a84b1acfadebb1b08bbe560459eed4.pdf>.
- Solesvik, M. Z., Westhead, P., Matlay, H., & Parsyak, V. N. (2013). Entrepreneurial assets and mindsets: Benefit from university entrepreneurship education investment. *Education + Training*, 55(8/9), 748-762.
- Stambaugh, J. E., Yu, A., & Dubinsky, A. J. (2011). Before the attack: A typology of strategies for competitive aggressiveness. *Journal of Management Policy and Practice*, 12(1), 49-63.
- Sundqvist, S., Kyläheiko, K., Kuivalainen, O., & Cadogan, J. W. (2012). Kirznerian and Schumpeterian entrepreneurial-oriented behavior in turbulent export markets. *International Marketing Review*, 29(2), 203-219.
- Sutanto, E. M., Sigols, P. J., & Putih, I. (2019). University students' entrepreneurial performance. *Journal of Economics Business Accounting Ventura*, 21(2), 251-258.
- Szerb, L. & Imreh, S. (2007). *Entrepreneurship education and entrepreneurial attitudes of Hungarian students: An international comparison*. Paper presented at the 5th International Conference on Management, Enterprise and Benchmarking in Budapest, Hungary, June 1-2, 2007, pp. 71-88.
- Tseng, C. C. (2013). Connecting self-directed learning with entrepreneurial learning to entrepreneurial performance. *International Journal of Entrepreneurial Behavior & Research*, 19(4), 425-446.
- Valerio, A., Parton, B., & Robb, A. (2014). Entrepreneurship education and training programs around the world: Dimensions for success. Washington, DC: World Bank. Retrieved June 1, 2020 <https://openknowledge.worldbank.org/handle/10986/18031> License: CC BY 3.0 IGO.
- Van Gelderen, M. & Jansen, P. (2006). Autonomy as a start-up motive. *Journal of Small Business and Enterprise Development*, 13(1), 23-32.
- Wang, Y. & Poutziouris, P. (2010). Entrepreneurial risk-taking: Empirical evidence from UK family firms. *International Journal of Entrepreneurial Behavior & Research*, 16(5), 370-388.
- Wang, Z. & Zang, Z. (2005). Strategic human resources, innovation and entrepreneurship fit: A cross-regional comparative model. *International Journal of Manpower*, 26(6), 544-559.
- Wardana, L. W., Narmaditya, B. S., Wibowo, A., Mahendra, A. M., Wibowo, N. A., Harwida, G., & Rohman, A. N. (2020). The impact of entrepreneurship education and students' entrepreneurial mindset: the mediating role of attitude and self-efficacy. *Heliyon*, 6(9), e04922.
- Weinstein, N., Przybylski, A. K., & Ryan, R. M. (2012). The index of autonomous functioning: development of a scale of human autonomy. *Journal of Research in Personality*, 46, 397-413.
- Wenhong, Z. & Liuying, F. (2010). The impact of entrepreneurial thinking system on risk-taking propensity and entrepreneurial behavior. *Journal of Chinese Entrepreneurship*, 2(2), 165-174.
- Wong, S. K. S. (2012). The effects of entrepreneurial orientation on product advantage and new product success. *Journal of Chinese Entrepreneurship*, 4(3), 243-262.
- Wood, J. (2019). *In Indonesia, over a third of young people want to be entrepreneurs*. Retrieved June 1, 2020 <https://www.weforum.org/agenda/2019/08/indonesia-young-people-entrepreneur/>

- Wu, S. & Dagher, G. K. (2007). Need for achievement, business goals, and entrepreneurial persistence. *Management Research Review*, 30(12), 928-941.
- Yildiz, S., Baştürk, F., & Boz, İ. T. (2014). The effect of leadership and innovativeness on business performance. *Procedia - Social and Behavioral Sciences*, 150, 785-793.
- Yu, A., Lumpkin, G. T., Parboteeah, K. P., & Stambaugh, J. E. (2019). Autonomy and family business performance: The joint effect of environmental dynamism and national culture. *International Small Business Journal: Researching Entrepreneurship*, 37(2), 153-185.
- Zhang, H., Zhang, T., Cai, H., Li, Y., Huang, W. W., & Xu, D. (2014). Proposing and validating a five-dimensional scale for measuring entrepreneurial orientation: an empirical study. *Journal of Entrepreneurship in Emerging Economies*, 6(2), 102-121.
- Zhao, F. (2005). Exploring the synergy between entrepreneurship and innovation. *International Journal of Entrepreneurial Behavior & Research*, 11(1), 25-41.