

Space as a medium branding for interior

by Sriti Mayang Sari

Submission date: 24-Jan-2022 05:38PM (UTC+0700)

Submission ID: 1747024180

File name: 12th_GCBSS-Conferences_Full_paper_-_Sriti_-_OK.pdf (6.87M)

Word count: 4753

Character count: 24973

Space as a Medium for Interior Branding in Commercial and Retail Spaces, Case Study: Tiara Handycraft Shop in Surabaya, Indonesia*

Sriti Mayang Sari^{1*}, Poppy Firtatwentyna Nilasari²,
Purnama Esa Dora Tedjokoesomo³

^{1,2,3}Interior Design Department of Petra Christian University, Surabaya, Indonesia

ABSTRACT

The development of the creative economy in Indonesia resulted in more creative industries have sprung up, such as the commercial and retail space. Commercial and retail space is a space where business or commercial activities are carried out. Space, in the context of commercial and promotional activities, at the same time can become a branding medium for products and services that become commercial commodities. As a branding medium, space is very important to be designed with the additional aim of strengthening the branding image, in addition to its main goal of optimizing commercial activities in it. Tiara handicraft's store was one of the stores that want to actualize interior branding through design and create a unique shopping environment as part of its marketing strategy. Indirectly it can be said that the planning and creation of the right interior atmosphere will drive the rate of sales. This research aimed to determine how the interior space of the Tiara Handicraft store was used as an interior branding medium. Was the implementation in accordance with the 3 aspects of interior branding according to Kim Kuhteubl, namely clear vision, unique story, and energy? This research is a qualitative research with descriptive analysis method. Based on the results of the analysis, it can be seen that the Tiara handicraft shop has implemented the three aspects of interior branding well. This application can be seen in the selection of shapes, colors, materials for interior elements, organization of space, and arrangement of furniture and displays. In this design, space as a medium for interior branding conveys stories, messages from shop owners to visitors through the atmosphere of the room, logos, signage, and other interior elements. It is this story or message that distinguishes Tiara Handicraft Stores from other stores in general

Type of Paper: Empirical

Keywords: clear vision; energy; unique stories; branding interiors; retail space; commercial space

⁴
* Paper Info: Revised: Month, Year
Accepted: Month, Year

* Corresponding author:
E-mail: sriti@petra.ac.id
Affiliation: Faculty of Art and Design, Petra Christian University

1. Introduction

The development of the creative economy in Indonesia resulted in more creative industries have sprung up, such as the commercial and retail space. Commercial and retail space is a space where business or commercial activities are carried out. Space, in the context of commercial and promotional activities, at the same time can become a branding medium for products and services that become commercial commodities. As a branding medium, space is very important to be designed with the additional aim of strengthening the branding image. As stated by Clarida (2013) that interior design can enforce and strengthen a company brand. Thus, space as an element of retail or commercial interior design can help shape the direction and duration of consumer attention, thereby increasing the possibility of sales, in addition to its main goal of optimizing commercial activities in it.

Branding as an identity is very important to be applied in the interior design of a commercial and retail spaces so that customers are able to choose a brand compared to other brands. Wheeler (2017) described brand identity as an effort used by business people to convey ideas or messages to build brand charm. Wheeler further explained that branding is a process that aims to build consumer awareness and trust in a brand.

Tiara handicraft's store was one of the stores that want to actualize interior branding through design and create a unique shopping environment as part of its marketing strategy. The branding was created from interior design elements in order to increase the value of the brand. Indirectly it can be said that planning and creating the right interior atmosphere will increase brand value and sales levels. According to Kuhteubl (2016), the interior branding of a retailer such as the Tiara handicraft is not only formed because it looks beautiful and visually unique, but also formed because of the atmosphere of the room that conveys stories and messages as its goal. Furthermore, according to Gunawan, Sari (2017) the stories and messages affect the perception of visitors about the store's interior performance. Visitors will remember this story and message as the uniqueness of a store that sets it apart from other stores.

³ The purpose of this research was to find out how the implementation of interior branding in Tiara Handicraft store. How space as an interior branding medium can convey an interesting message as a store's uniqueness that distinguishes it from other stores with branding restrictions.

2. Literature Review

The application of branding through interior can be more successful in conveying the message compared to other methods when it is well designed. As stated by Imani and Shishebori (2014) in Raja (2020), that forming a certain mentality of a brand through the interior is more influential than other methods, and nowadays, logos and signs, have less influence in the world of branding. Therefore, if an interior designer is able to design an attractive environment based on the brand identity that is carried, it will also be more successful in conveying the message of the brand.

According to Kuhteubl (2016) there are 3 main aspects that must be considered by an interior designer when they do branding, namely Vision, Story, and Energy. The application of branding in the interior will be maximized when applying these three aspects of interior branding in balance. The descriptions of these three aspects are as follows:

- The Clear Vision aspect is an aspect related to the clarity of the store's identity and vision. This can be seen from the placement of logos and signage, area boundaries, space organization, and furniture arrangement.
- The Unique Story aspect is the aspect where the unique story or message of a store can be conveyed to visitors through its logo and interior design. This aspect can be seen from the meaning of the logo, concept, type of song, and the name of each area. The concept of space affects the selection of shapes, colors, and materials for space-forming elements, space fillers, and space decorations, which will shape the atmosphere of the space.

- Energy aspect is an aspect related to everything that affects the first impression of visitors. These aspects include visual beauty, quality, conditioning systems, and space facilities that attract attention and support visitor comfort.

Every aspects of interior branding are related one to another. The application of these aspects must be balanced. The connection is in terms of implementing the concept of shape, color, and material in an interior. In Figure 1, the relationship and connection can be seen from the similarity in the application of the interior (processed from Gunawan, Sari, 2017).

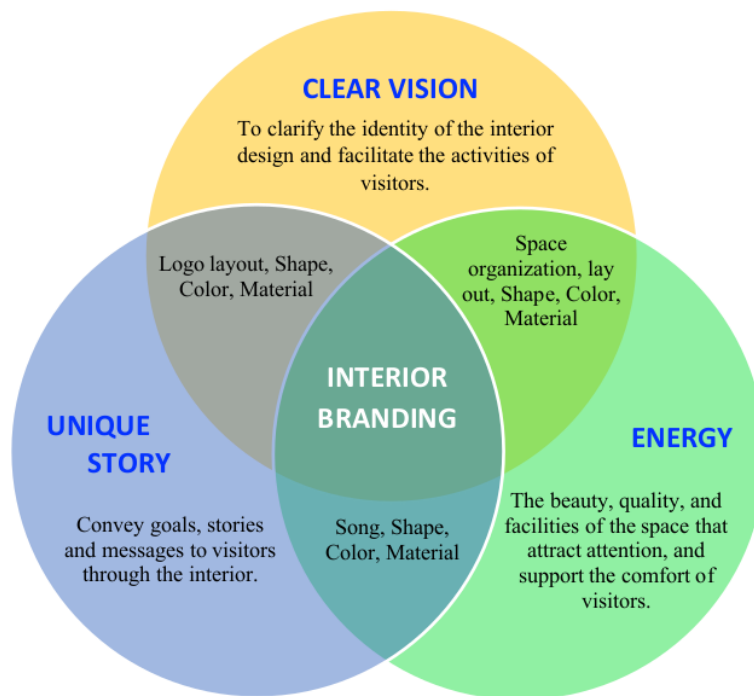


Figure 1. Diagram of the relationship between interior branding aspects

3. Research Methodology

This research used a descriptive qualitative method. Data collection methods were conducted by interviewing the Tiara Handicraft Store manager and several visitors, observing store interiors and visitor behavior, and through photography documentation. The literature study focuses on the theory of the interior of commercial spaces, especially retail or stores, and the theory of interior branding. These data were used as a reference to analyze this research (Moleong, 2013).

Data analysis were described in the form of paragraphs about how to apply every aspect of interior branding to the interior of the Tiara Handicraft store in Surabaya. Data analysis in this study uses interior branding benchmarks according to Kim Kuhteubl, namely clear vision, unique story, and energy (Kuhteubl, 2016). The analysis of these three aspects emphasizes on how the implementation of these three aspects in the interior design of the Tiara Handicraft Store in terms of shape, color, and material, especially on space-forming elements, space filling, decoration, space conditioning (lighting and acoustics), space organization, and layout in space.

4. Results

4.1 Tiara Handicraft Shop overview

Tiara Handicraft store is a handicraft store based in Surabaya by empowering people with disabilities as employees in the shop. The shop, which was initiated by Titik Winarti, was established in 1995, and has been operating for more than 25 years. This shop produces and sells fabric-based products such as fashion products, home decorative, accessories, souvenirs, and raw materials for cloth, leather, and so on. Tiara Handicraft is growing and their visitors come not only from Surabaya, but also from outside the city such as tourists, considering the location of this shop is close to homestays and handicraft craftsmen community. The shop owner wanted to redesign this store according to user needs, designing the main room to be more functional, a workshop place, display of finished and raw goods products, cashier.

Interior design then applied interior branding, spaces that were designed as branding media and highlight the uniqueness of the space in the interior, so that visitors are expected to remember the atmosphere of the interior space because it is different from other stores. In Figure 2 you can see the owner's data, site, problem statement and needs in the design of this Tiara Handicraft Shop. The lighting and ventilation factors in the interior of this Tiara Handicraft shop used natural and artificial lighting. Natural lighting by utilizing ample window openings and in the cashier area utilizing light from the ceiling or skylights. Natural ventilation also took advantage of window openings, although not optimal, because the wind blows from west to east, while the shop faces north so that the incoming air is not optimal. In this study, the emphasis was on the issues related to the implementation of interior branding.



Figure 2. Owner, problem statement, and needs of Tiara Handicraft Store

4.2 Tiara Handicraft Interior Design Concept

The interior design of the Tiara handicraft shop was designed by Bernadeth Vania Geraldine by applying interior branding and the KRIYA design concept which in Indonesian means handicrafts. In the KRIYA concept, each letter is described and has a specific meaning. From these meanings, an interior design concept was made by adapting the problems in the previous interior of Tiara Handicraft Store. As for Figure 3, it can be seen a description of the concept and the meaning of each letter as follows:



Figure 3. The KRIYA concept in the design of the Tiara Handicraft Shop

The KRIYA concept designed to create a space atmosphere that can arouse enthusiasm for work and be fun (cheerful), and can encourage employees to work hard and enthusiastically. Customers who come are also expected to feel excited and happy when visiting stores and shopping. With the issue of the Covid-19 pandemic, this concept created a room where users in it may be able to adapt to the new normal situation which has many changes with many instructive and educative symbols. The implementation of the new normal can be seen in Figure 4. For example, the cashier area was given a plexy glass screen, the availability of an automatic self-thermometer, touchless hand sanitizer, as well as queuing signage and road directions for visitors. All these facilities were provided so that visitors will feel safe and comfortable when shopping at this store. The design applied can last a long time from year to year both in terms of function, design aesthetics, and construction and can be accessed by people with disabilities without obstruct the production and shopping process.



Figure 4. Design adaptation in the new normal era

As an example of the KRIYA concept application Tiara Handicraft store can be seen in Figure 5, namely the Front Office interior (Figure 5A) and the Display Room (Figure 5B). Both of these spaces apply the KRIYA concept, to create a pleasant space atmosphere by using a composition of bright colors and branding colors on space-forming elements such as floors, walls, ceilings, and furniture. The application of interior branding was not only through color, but also logos, signage in each area or space that were very informative so that visitors can easily understand.



A B
Figure 5. Front Office Interior (A) and Display Room Interior (B)

5. Discussion

The application of branding in the interior will be maximized by applying the three aspects of interior branding, namely clear vision, unique story, and energy in balance (Kuheubl, 2016). Every aspect of interior branding has an interrelated relationship connection. The connection is in terms of the implementation of shapes, colors, and materials. The following is the analysis of the implementation of the three aspects of interior branding in the interior design of the Tiara handicraft store. The implementation of space as an interior branding medium at the Tiara handicraft store.

5.1 Implementation of the Clear Vision Aspect in the interior of the Tiara Handicraft Store




Figure 6. Logo Layouting (A,D) and signage (B,C,D) of the Tiara Handicraft store

Kuheubl (2016) explains that the clear vision aspect is the aspect related to the clarity of the identity and vision of the store. In the re-design of the Tiara Handicraft store, the implementation of this clear vision aspect was very clear, as can be seen from the placement of the logo and signage, the organization of space and the arrangement of furniture. For

example, in Figures 6A and 6D, the logo was clearly visible in the entrance area of the sales room and the cashier area so that visitors know where the sales and cashier areas are. Signage was also clearly visible when visitors enter the display room, in front of the entrance there is a one-way signage (picture 6B), as an adaptation of the new normal design due to covid-19. In Figure 6C the implementation of signage as the identity of the production space and in Figure 6D the signage as the identity of the area. Everything was easy to see because of its strategic placement and the color is striking compared to the background, clarifying the identity of an area. Each room has a name signage, making it easier to know the function of each area. This also makes it easier for visitors who come with various interests such as shopping, communities to gather to exchange experiences, workshops, or others.

The organization of space is related to the placement of each room, has a function and purpose. This Tiara Handicraft store is connected to the owner's house, but in this design there was a clear boundary between the shop and the house (see picture 7). The organization of the space in this store was very good, placing interconnected spaces that were close together and have a purpose so as to facilitate the activities of visitors or space users. For example, the front office and waiting room were close together, and the waiting room was divided into three areas, namely the Tiara Handicraft wall of fame, Photo Corner, and the waiting area. These three areas were created with the aim that when visitors waiting in this room feel a different atmosphere of space, and while waiting they can see the Tiara Handicraft wall of fame, the wall where various awards, photos of important activities are expected to increase the value of the Tiara Handicraft store. In this area, an interesting photo corner is also provided so that visitors can take instagramable photos and don't get bored waiting. The clarity of the separation of the three areas allows visitors to move smoothly according to the function of each area (Ching, 2008).

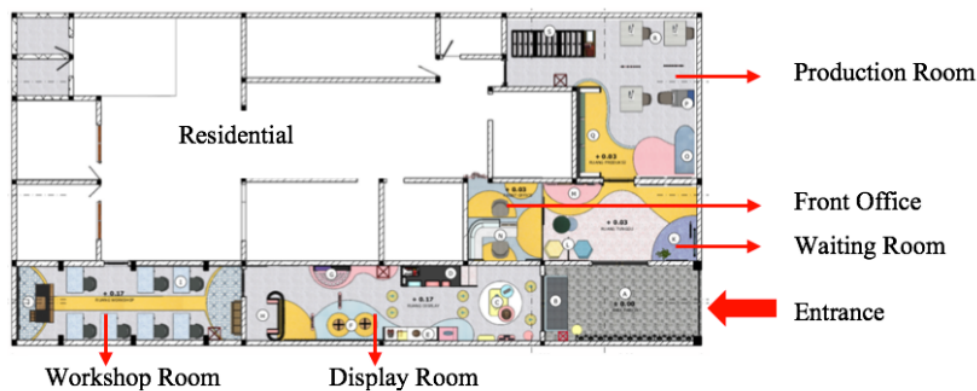


Figure 7. Tiara Handicraft Store Layout

In Figure 7 it can also be seen that the arrangement of Tiara handicraft store's furnitures were dominantly linear, lined up against the wall like the arrangement of furniture in the workshop room and display room. This clarified each area and facilitated the circulation of visitors (Pile, 2007). Although the arrangement of furniture was linear, it is simple, but the atmosphere of the room was in accordance to the concept, becomes lively, fun because of the patterns and colors on the floor, walls, and ceiling arrangement.

Interior finishing for ceilings, walls and interior floors of the Tiara Handicraft Store used a lot of different materials and colors in each area. This was designed differently to limit one area to another and make it easier for visitors to know the boundaries of each area, as stated by Lawson (2006) that the differences in the shape and material of the walls, as well as leveling clarify the boundaries of the area. Implementation of various display areas for finished products, cut fabric products, and cashier areas are in the display room. Figure 8 shows the

interior of the display room from various points of view, which uses various types of colors, shapes, patterns, and materials as boundaries for the display areas of various products so that the differences between products can still stand out. The cashier area in the visual barrier display room was not only created through signage but also in the processing of ceiling elements, this makes it easier for visitors to know the cashier area. In this area, the new normal regulation was also applied, namely the existence of queue signage so that visitors queue in an orderly manner according to the limits of the new normal protocol.



Figure 8. Implementation of various types of materials, colours in the interior of the display room

5.2 Implementation of Unique Story Aspects in Tiara Handicraft Store interior

According to Adi Rizal, manager of Tiara Handicraft Store, the word “Tiara” means “crown”. The simple philosophy is that this store's business can elevate the status of many people and be able to become a source of pride for the people in it. The workers in this shop are disabled, they are educated and trained to make products that are worth selling. The purpose of Tiara's shop is to facilitate people with disabilities to explore their potential through various creativity in making products from textile materials, honing their abilities so that they can be independent. The Tiara Handicraft shop logo includes a unique story aspect because it indirectly tells the purpose of the store (Kuiteubl, 2016). Regarding the color of the logo for the owner, there is no particular meaning, the most important being the bright color, stands out, and as the identity of the store.

The unique story aspect is also related to the concept of interior design. The implementation of the KRIYA interior concept in this store aimed to create a lively and fun atmosphere successfully felt. Interior concepts indirectly affect the shape, color, and material of interior elements, and to convey messages or stories to visitors. This was achieved by the use of bright color compositions in different interiors, furniture, materials, and interior finishing so that the atmosphere of the space can be pleasantly created (see Figures 5,6,8, and 9). Visitors who came were expected to feel excited and happy when visiting store to shop.

The unique story aspect that stands out the most is in the waiting room, which is a wall of the 'Wall of Fame Tiara Handicraft', displaying various awards won by Titik Winarti, founder of Tiara Handicraft (see picture 9). Starting from the 2005 Hipenca Award by the Minister of Social Affairs of the Republic of Indonesia. The award was given for her concern in providing equal opportunities for friends with disabilities. Speaker at the entrepreneurship workshop 'The attitude of women in responding to business challenges' in 2010, Award as a speaker at the 'Lecture Gathering' event, Faculty of Economics and Business, Udayana University in 2016, and so on. By knowing what is displayed on this decorative wall, it is hoped that visitors will realize that every item created has its own story, there is a creative process, there are job opportunities for people with disabilities, and a call to care socially.




Figure 9. Front Office & Waiting Room Layout (A) Wall of Fame Tiara Handicraft (B)

5.3 Implementation of the Energy Aspect in the interior of the Tiara Handicraft Shop

Energy aspect is an aspect related to everything that affects the first impression of visitors. In the re-design of the Tiara Handicraft Store, all spaces related to visitor activities were made interesting. Visitors who want to shop usually go directly to the display room, or to the front office if they want to order a special design in large enough quantities. Visitors who want to take part in the training can go directly to the workshop room and usually proceed to the production room. Therefore, all spaces that visitors will visit were made attractive with various compositions of shapes, colors, and materials, not monotonous. All room facilities were designed to attract attention and support the comfort of visitors and workers. The convenience factor in this design was not only for visitors, but also for the needs of workers' activities so as to increase productivity.

In Figure 10 is the interior of the Tiara Handicraft Store display room. The interior of this space appeared interesting, fun because of the composition of bright colors, such as pink, baby blue, yellow and a variety of patterns. This was in accordance with the purpose of the design concept, which is fun/cheerful. Bright color compositions were applied to the elements of walls, floors, ceilings, and furniture. The application of the circle pattern on one side of the wall and the repetition of forms, the material on the other side of the wall formed a vertical line pattern that enhances the visual beauty of the interior of this space. The atmosphere of this interior space was created more interesting with the variation of ceiling processing in terms of shape, color and material, so it was not monotonous. The shape of the ceiling in the display area was a leveling game with bright and striking colors. The brightly colored ceiling area uses spotlights and mirror LED lamps in the shape of a circle that was quite large and attracts attention. Visitors' eyes were even more spoiled by the ceiling game in the cashier area which uses MDF board and acrylic sheet wave ceiling material (see Figure 11B). The wave forms and the play of pink, yellow, and baby blue create a different sensation from the shape of the lights in the previous area. This different ceiling shape was not only for aesthetic reasons, but also to indicate different areas.




Figure 10. The difference in the ceiling of each area in the interior of the display room

The lighting in this display room uses natural and artificial lighting. Natural lighting is obtained from light entering from the entrance door, windows (see Figure 11A), and skylights (see Figure 11B) on the ceiling of the cashier area. In Figure 11B, it can be seen that the detail of the light source that enters from the skylight illuminates the display area and cashier. This ceiling considers the aesthetic and functional factors as well. The lighting factor in this space included the application of energy aspects because it includes beauty, space quality, and room facilities that attract attention and support visitor comfort (Kuheubl, 2016).

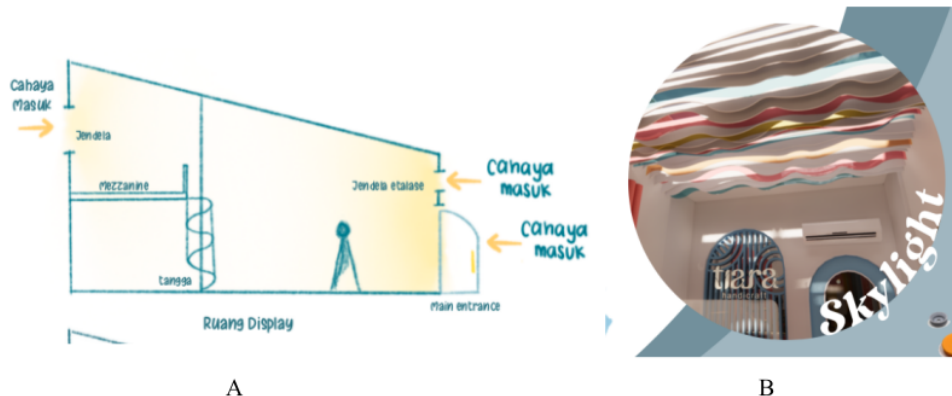


Figure 11. Light source from entrance & window (A) Natural light source from skylight (B)

In Figure 12 it can be seen that the interior of the workshop and production room also implements a composition of color, pattern, and material but it is not as lively as the display room, because the function of this space is to study and work, so it requires concentration when they are occupying the space. Although not as lively as the display room, the interiors of these two spaces still have a well thought setting of color and pattern, such as in the workshop room, the color combination was applied to the concrete walls and ceiling. The production room was designed simpler because the color and pattern of the fabric as the basic material for Tiara Handicraft products were already lively. The effect of sunlight entering from the window also made this space more attractive and gets good natural lighting. There was not much color combination arrangement on the ceiling in the production room, but it is quite lively with the presence of decorative chandeliers. With this pleasant interior atmosphere, it was hoped that employees can work well, comfortably, and happily, thus affecting their work productivity.



Figure 12. The interior of the workshop room (A) and the interior of the production room (B)

6. Conclusion

³Based on the results of the analysis that has been carried out, ²can be concluded that the interior design of the Tiara Handicraft Store has implemented aspects of interior branding according to Kim Kuhteubl, namely clear vision, unique story, and energy well. The combination of these three aspects in the interior design of the Tiara handicraft store helps to form the identity or brand of the store through the media of its interior space. This can be seen from the cheerful, fun, comfortable interior space atmosphere with the play of bright color compositions, patterns, and materials in the interior space elements, this is in accordance with the design concept. In this design, space as an interior branding medium conveys stories, messages from shop owners to visitors through the atmosphere of the room, logos, signage, and other interior elements such as the 'wall of fame Tiara Handicraft' decorative wall. By knowing what is displayed on this decorative wall, it is hoped that visitors will realize that every item created has its own story, there is a creative process, there are job opportunities for people with disabilities, and a call to care socially. It is this story or message that distinguishes Tiara Handicraft Stores from stores in general.

Acknowledgements (If Any)

⁵The authors would like to thank the Ministry of Research, Technology and Higher Education the Republic of Indonesia for the PTUPT research scheme 2021. We would also thank LPPM of Petra Christian University for providing guidance throughout the process, as well as tutors, and students of group 4 of Design Interior and Styling for Commercial and Retail Space studio, especially Bernadeth Vania Geraldine who designed this project.

References

- Ching, Francis D.K. (2008). *Arsitektur : Bentuk, Ruang, dan Tatahan Edisi Ketiga*. Jakarta: Erlangga.
- Clarida, R. (2013). Interior Design to Enforce and Strengthen Brand. Retrieved from <https://www.hatchdesign.ca/interior-design-to-enforce-andstrengthen-brand/7021>
- Gunawan, A.I., Sari, S. M. (2017). Penerapan Interior Branding pada Hotel Yello. *Jurnal Intra*, 5 (2), 247-254.
- Imani, N., Shishebori, V. (2014). BRANDING WITH THE HELP OF INTERIOR DESIGN. *Indian Journal of Scientific Research*. Retrieved from <https://www.ijsr.in/upload/1193337118Microsoft%20Word%20-%20j%20124.pdf>

- Lawson, Fred R. (2006). *Hotels and Resorts : Planning, Design, and Refurbishment*. Boston: Architectural Press.
- Kuhteubl, Kim. (2016). *Branding + Interior Design, Visibility and Business Strategy for Interior Designers*. Pennsylvania: Schiffer Publishing, Ltd.
- Moleong, Lexy J. (2013). *Metodologi Penelitian Kualitatif Edisi Revisi*. Bandung: PT. Remaja Rosdakarya.
- Pile, John F. (2007). *Interior Design 4th Edition*. New York: Pearson Prentice- Hall.
- Raja, M.T.M. (2020). Kajian Aplikasi Brand Identity pada Elemen Desain Interior Gourmet Café Petitenget. *Jurnal Arsitektur Arcade*, 4(2), 186-192.
- Wheeler, A. (2017). *Designing Brand Identity: An Essential Guide for The Whole Branding Team*. New York: John Wiley & Sons.

Space as a medium branding for interior

ORIGINALITY REPORT

5%

SIMILARITY INDEX

5%

INTERNET SOURCES

0%

PUBLICATIONS

0%

STUDENT PAPERS

PRIMARY SOURCES

1

en.dgip.go.id

Internet Source

2%

2

www.neliti.com

Internet Source

1%

3

rjoas.com

Internet Source

1%

4

repository.petra.ac.id

Internet Source

1%

5

www.asianjab.com

Internet Source

1%

Exclude quotes On

Exclude matches < 1%

Exclude bibliography On