

**BUKTI KORESPONDENSI ARTIKEL JURNAL NASIONAL
TERAKREDITASI (SINTA 3)**

Judul Artikel : Toxic Workplaces and Employee Performance: The Mediating
Role of Organizational Support and Well-being in Java Island
Jurnal : Jurnal Manajemen dan Kewirausahaan Universitas Islam Kediri
Vol. 9 No. 2 (Mei 2024)
Penulis : Sherly Rosalina Tanoto, Tita Edenia Alma Gizella

No.	Perihal	Tanggal
1	Bukti konfirmasi submit artikel dan artikel yang di-submit	7 April 2024
2	Bukti keputusan editor: revision required	1 Mei 2024
3	Bukti balasan email & pengumpulan hasil similarities	2 Mei 2024
4	Bukti submit revisi & hasil similarities	7 Mei 2024
5	Bukti email keputusan editor: accept submission	18 Mei 2024

**1. Bukti konfirmasi submit artikel dan artikel
yang di-submit (5 April 2024)**

4/9/25, 11:21 AM

Petra Christian University Mail - [JMK] Submission Acknowledgement



UNIVERSITAS
KRISTEN
PETRA

Sherly Rosalina Tanoto <sherlytanoto@petra.ac.id>

[JMK] Submission Acknowledgement

1 message

Dr. Ujang Syahrul Mubarrok <ojs.uniskakdr@gmail.com>
To: Sherly Rosalina Tanoto <sherlytanoto@petra.ac.id>

Sun, Apr 7, 2024 at 9:01 AM

Sherly Rosalina Tanoto:

Thank you for submitting the manuscript, " Toxic Workplaces and Employee Performance: The Mediating Role of Organizational Support and Well-being in Java Island" to JMK (Jurnal Manajemen dan Kewirausahaan). With the online journal management system that we are using, you will be able to track its progress through the editorial process by logging in to the journal web site:

Submission URL: <https://ejournal.uniska-kediri.ac.id/index.php/ManajemenKewirausahaan/authorDashboard/submission/5179>
Username: sherlytanoto

If you have any questions, please contact me. Thank you for considering this journal as a venue for your work.

Dr. Ujang Syahrul Mubarrok

[JMK \(Jurnal Manajemen dan Kewirausahaan\)](#)

Toxic Workplaces and Employee Performance: The Mediating Role of Organizational Support and Well-being in Java Island

Sherly Rosalina Tanoto

School of Business and Management, Petra Christian University
sherlytanoto@petra.ac.id

Tita Edenia

School of Business and Management, Petra Christian University
d11180419@john.petra.ac.id

Abstract

This study examines the influence of a toxic workplace environment on employee performance, organizational support perception, and employee well-being among workers in Java Island, Indonesia. Utilizing a quantitative research approach, data were collected from 321 permanent employees. Structural Equation Modeling with Partial Least Square (PLS) was employed for analysis. Findings indicate that a toxic workplace environment does not directly impact employee performance, organizational support perception, or employee well-being. However, organizational support perception significantly affects employee performance, and employee well-being also significantly impacts employee performance. Moreover, a toxic workplace environment does not indirectly influence employee performance through organizational support perception or employee well-being as mediating factors. Despite the lack of direct impact, this research contributes novelty by utilizing perception of organizational support and employee well-being as mediating variables for the relationship between toxic workplace environment and employee performance. Practically, the study underscores the importance of addressing organizational support and employee well-being to enhance employee performance in organizations. Managers and organizational leaders must prioritize creating conducive work environments and providing adequate support to foster employee well-being, ultimately leading to improved organizational performance.

Keywords: employee performance, employee well-being, perceived organizational support, toxic workplace environment

DOI : <http://dx.doi.org/10.32503/jmk>.
Article History : Article received (date); revised (date); accepted (date)
Email Co-Author :



This work is licensed under a Creative Commons Attribution-ShareAlike 4.0 International License

Introduction

The era of globalization is an era full of challenges and fierce competition. Organizations or companies competing in globalization must have a solid competitive advantage. Competitive advantage can be achieved through human resource management, where human resources are an essential component of the company that creates the value of competitive advantage, which means that without human resources, the company cannot have a competitive advantage over other organizations or companies. One of the contributions to realizing a competitive organization is the performance of the organization, as indicated by the performance of human resources or each individual in it, in this case, employee performance.

Employee performance plays a vital role in an organization's achieving its goals. Employee performance refers to the extent of accomplishment of tasks or activities aimed at fulfilling the goals, objectives, mission, and vision outlined in an organization's strategic plan (Schleu & Huffmeier, 2021). Performance can be measured from the quality and quantity of work handling results by employees (Audenaert et al., 2021; Diamantidis & Chatzoglou, 2018). Quality perspective is evaluated by assessing work outcomes according to organizational standards, while quantity is determined by the rate of task completion or the number of units produced by employees. Skilled and competent employees contribute to the company's performance, and their departure can lead to losses for the organization.

Badan Pusat Statistik (BPS) states that the quality of Indonesian workers in 2020 has decreased more than the previous year due to the pandemic, so the performance provided has not been maximized (Katadata Media Network, 2021). In Indonesia, high job mobility and dynamic movements occur on the island of Java. One of the provinces on the island of Java is East Java, which in 2023 was moderated due to the impact of the globalization crisis. However, its performance is predicted to increase in 2024, even though the global crisis still threatens the five-year democratic party. "Bumi Majapahit" has high resilience in the economic sector (Kompas, 2023). This can be an illustration related to workers' performance on the island of Java, where performance is a highly calculated achievement by every organization in fulfilling the company's vision going forward.

One of the factors that drive performance levels is the work environment. The work environment is a condition or situation in which all workers or employees of a company are interrelated and related in carrying out all work activities. The condition of the work environment in the company can affect employee performance, productivity, and ideas both positively and negatively. A conducive and healthy work environment can help increase employee efficiency and productivity. On the contrary, if the work environment is not well organized, it can negatively influence employees.

Pickering et al. (2017) mentioned that there are two types of work environments, namely, collaborative work environments and toxic work environments. A collaborative work environment is a friendlier place with the right mix of fun, engagement, and behavior of the organization's residents, in this case, employees (Wolf et al., 2015). Meanwhile, toxic work environments are defined by narcissistic behaviors such as offensive and aggressive leaders, threatening behaviors from managers to coworkers, bullying, and exclusion (Rasool et al., 2021). Simply put, a collaborative work environment can increase employee productivity, and a toxic work environment can decrease employee performance.

Over the past few decades, Indonesia has witnessed significant industrialization, urbanization, and economic growth. According to Trading Economics data (2023), Indonesia is one of the countries with high economic growth among the G20 countries (Pertumbuhan Ekonomi Indonesia Kuartal I 2023 Tertinggi Kedua Dunia, Cek Datanya, 2023). Data from the Badan Pusat Statistik (BPS) shows that Indonesia's economic growth in the first quarter of 2023 was recorded at 5.03 percent, slightly higher than in the previous year's first quarter (Kontan, 2023). However, high economic growth does not equate to guaranteed public welfare. Many working people are still living on less than a decent standard of living and in high-toxic work environments.

In today's competitive job market, more and more individuals want to be able to compete with each other and excel over other individuals in all kinds of ways. This is a reflection that not all work environments are in a healthy condition. The social environment is considered one of the factors that can affect employee performance (Rasool, 2019). Based on McKinsey's (2021) data on Employee Mental Health and Burnout in Asia: A Time to Act, a quarter

of employees worldwide experience burnout. In Asia alone, that figure rises to one in three employees experiencing it. By a large margin, across 15 countries and all dimensions, "toxic work behaviors" are the most significant predictor of burnout symptoms and intention to resign."

In Indonesia, toxic work environments pose a dilemma for employees to stay or resign voluntarily from the company. A report released by MIT Sloan Management Review revealed that a toxic workplace culture is more than ten times more likely to cause employees to quit their jobs than the cause of low pay (Fachri, 2023). An International Labor Organization report in 2022 found that 1 in 5 people feel their workplace is toxic, where 70.93 percent of workers in Indonesia have been victims of an unhealthy work environment (Kompas.com, 2023). This condition emphasizes that the work environment in Indonesia is still very much in need of attention to be improved.

Employee perceptions of organizational support are another factor that can support improved employee performance. According to Colakuglu et al. in Waileruny (2014), perceived organizational support can be defined as employee perceptions of how much the company values and cares about employees. When the organization provides support, employees will feel more valued in terms of contributions and welfare that are considered, so as a result, employees tend to be more enthusiastic about fulfilling job responsibilities (Alshaabani et al., 2021).

Another factor supporting the improvement of employee performance is employee well-being. Employee well-being is associated with a person's feelings of happiness based on a sense of security and satisfaction (Avey et al., 2010), so it can be seen that if the work environment is not cooperative, it will very certainly disturb a person's sense of security and employees may increasingly distance themselves from involvement with the company and employee well-being will be disrupted. Sivapragasam and Raya (2017) explain that employee well-being in the workplace can play an essential role in developing relationships between employees to achieve superior performance and employee safety and health for the company in the future.

This study aims to analyze the influence of toxic work environments on employee performance, organizational support perceptions, and employee well-being in Java Island. The research involves

understanding the impact of unhealthy work environments on employee performance and how organizational support perceptions and employee well-being can affect these dynamics. In this context, focus is also given to the relationship between toxic work environments, organizational support perceptions, and employee well-being as factors influencing employee performance in the region. This study also aims to address the research directive (Rasool et al., 2021; Haeruddin et al., 2022; Kurniawan et al., 2023), which suggests the necessity of conducting research in other countries for comparison purposes and utilizing different organizational outcome variables, mainly focusing on employee performance.

Concerning the relationship between a toxic workplace environment and employee performance, Haeruddin et al. (2022) demonstrated that the degree of employee performance is influenced by the work environment, with a toxic workplace having a detrimental impact on employee performance. A toxic work environment can reduce employee motivation to complete tasks optimally so that contributions to the company will decrease. A toxic workplace environment will affect work efficiency and worsen the level of fatigue in employees. Kurniawan et al. (2023) showed results that the toxic workplace environment did not have a significant effect on employee performance directly. Although it does not have a direct effect, there is still a negative influence given by the toxic work environment, which causes a decrease in employee performance levels. Therefore, this study hypothesizes:

H₁: Toxic workplace environment affects employee performance.

Toxic work environments harm employee performance outcomes, such as stress and burnout. Wang et al. (2020) discovered that perceived support from the organization positively influences employee commitment and performance in the workplace, leading to enhanced outcomes. When employees feel support from the organization, their cognitive and emotional evaluations of the organization will be stronger. According to Rasool et al. (2021), a high level of organizational support will allow employees to produce high performance, even if that performance decreases due to unfavorable work environment characteristics. Based on the explanation above, the hypothesis is obtained:

H₂: Toxic workplace environment affects perceived organizational support.

Mental health is closely related to work environment conditions. An unpleasant work environment can disrupt a person's sense of security and negatively impact well-being. Toxic workplace environments have consequences that are closely related to employees' mental health, such as increased stress, anxiety, fear, and insecurity. Al-Somaidae (2023) asserted that the repercussions of toxic workplace environments on employee health pose challenges in attaining employee well-being. Salin et al. (2023) supplemented this by indicating that such environments lead to reduced employee performance and productivity. The prolonged cycle of negative influences from the toxic workplace environment will ultimately impact employee well-being and performance. Based on the explanation above, the hypothesis is obtained:

H₃: Toxic workplace environment affects employee well-being.

Employee perceptions of organizational support can increase employee motivation and increase productivity. Research by Ridwan et al. (2020) states that perceptions of organizational support affect employee performance. Employees with high perceptions of organizational support feel that the organization is willing to provide this assistance in the situation most in need of job support. Employees will feel valued, cared for, and recognized, and the interchange provided can increase work diligence and respect for one another. This situation can improve employee performance. (Afsar et al., 2015; Fry et al., 2017; Wang et al., 2020) show that the perception of organizational support has a positive impact on employee performance and can increase commitment and productivity to the organization so that company values can be maintained. Based on the explanation above, the hypothesis is obtained:

H₄: Perceived organizational support affects employee performance.

It is the productivity and viability of employees that determine the efficiency and viability of an organization. Employee performance plays a vital role in productivity and is critical to understanding organizational performance (Inuwa, 2016). Nowadays, employee well-being is an issue in the business environment. Employee well-being, in general, is to improve employee health in terms of work safety. Yan et al. (2020) explain performance as a record of the results obtained for a

certain period, where when employees feel that their welfare is guaranteed and cared for, the interchange that can be given to the organization is an active contribution so that the results of employee performance also increase. Based on the explanation above, the hypothesis is obtained:

H₅: Employee well-being affects employee performance.

Fry et al. (2017) show that perceived organizational support significantly influences performance outcomes, employee work commitment, and employee performance. Perceived organizational support has a positive impact on dynamic behavior in the workplace. When employees feel support from the organization, work motivation leads to high productivity. So, it can be assumed that high organizational support will allow employees to produce high performance, even if that performance decreases due to unfavorable work environment characteristics (Rasool et al., 2021). Based on the explanation above, the hypothesis is obtained:

H₆: Toxic workplace environment affects employee performance through perceived organizational support as mediation.

The work environment is designed to organize its workforce according to the social nature of individuals to produce better performance. According to Haeruddin et al. (2022), the workplace environment significantly influences employee performance, with a toxic work environment having a detrimental effect. Arenas et al. (2015) discovered that employee well-being serves as a motivator for all levels of staff, from executives to administrative personnel. This suggests that organizational commitment contributes to employee well-being. Additionally, Fotiadis et al. (2021) concluded that the quality of work life is intertwined with employee performance due to the reciprocal nature of organizational behavior. An employee will perform nicely and optimally if concern for the organization arises, even if the performance decreases due to unfavorable work environment characteristics (Rasool et al., 2021). Based on the explanation above, the hypothesis is obtained:

H₇: Toxic workplace environment affects employee performance through employee well-being as mediation.

Figure 1 illustrates the research framework utilized in this study. Straight arrows indicate direct relationships between variables, while dashed

arrows indicate indirect relationships with mediation among the variables used in this study, and the hypotheses being tested are already stated.

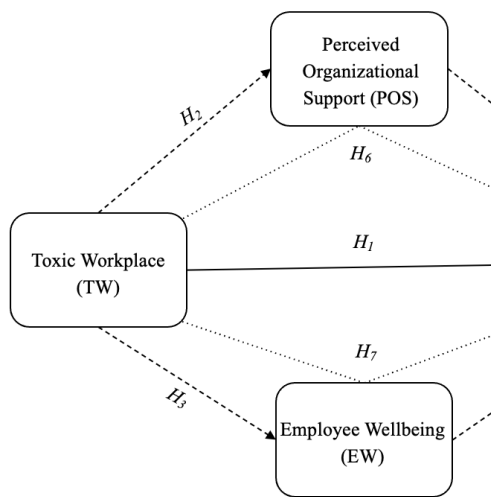


Figure 1. Research Model

Methodology

The type of research used in this study is quantitative research. Quantitative research involves using numbers through structured questions in data collection (Sekaran & Bougie, 2016). The population taken for this study consists of permanent employees working on the island of Java. This research uses a non-probability sampling technique. Non-probability sampling is a sample selected based on the availability of respondents or researcher considerations based on criteria (Sekaran & Bougie, 2016). The criteria for respondents in this study are permanent employees located on the island of Java, with a minimum tenure of 1 (one) year. This criterion is used in this study assuming that permanent employees who have worked for one year or more have understood the situation or conditions of the environment and the behavior of their superiors or coworkers in the workplace. Determination of sample size by Hair et al. (2014) suggests that the minimum sample size is 100 or more. The research sample amounted to 321 employees.

This study will utilize questionnaire items adapted from the research of Rasool et al. (2021), Wang et al. (2020), Ahmed et al. (2020), and Tastan et al. (2015). Adaptation of the questionnaire was conducted by carefully translating and modifying it to ensure that the meanings of the items between the original language and the designated language remain consistent (Tran, 2009, p.16). The translation was performed using back translation, a process where the research questionnaire items are translated from the original language to the designated language and then back to the original language to ensure the congruence of meanings (Tran, 2009, p.32).

The survey on toxic work environments was adopted from the studies conducted by Anjum et al. (2018) and Rasool et al. (2019), as utilized in Rasool et al.'s (2021) research, boasting a reliability level of 0.935 and comprising seven items. Meanwhile, the questionnaire assessing employees' perception of support was sourced from Wang et al. (2020), also featured in Rasool et al.'s (2021) investigation, demonstrating a reliability level of 0.784 and consisting of 4 items. The questionnaire gauging employee well-being was adapted from Ahmed et al. (2020) and incorporated into Rasool et al.'s (2021) research, showcasing a reliability level of 0.843 and comprising six items. Lastly, the survey concerning employee performance was drawn from William and Anderson (1991, in Tastan, 2015), boasting a reliability level of 0.797 and 7 items. Each of these surveys employs a Likert scale with a 5-point range, spanning from strongly disagree to agree strongly.

Data were analyzed using Structural Equation Modeling with Partial Least Square (PLS) method using SmartPLS 4. Partial Least Square (PLS) is a variant-based structural equation analysis (SEM) that tests measurement and structural models simultaneously. There are two measurement models in SmartPLS, namely the outer model and the inner model. The outer model is used to test validity and reliability, while the inner model is used to test the research model's feasibility and the proposed hypothesis.

Result and Discussion

Validity and reliability tests were used to evaluate the outcomes of examining the

measurement model. First, a validity test is employed to examine a questionnaire's list of questions to identify the research variables. The preliminary step included identifying variables with a factor loading value exceeding 0.7 and discarding those with a factor loading beneath this threshold (Hair et al., 2019). The validity test results for the variables toxic workplace environment, perceived organizational support, employee well-being, and employee performance indicate that the count value on each question for each variable is more significant than 0.7, indicating that the data in this study are valid (Table 1). Only one indicator was invalid, exhibiting an outer loading value below 0.5. This indicator pertains to the first item of the toxic workplace variable. Hence, it had to be deleted. The test for convergent validity is based not only on the outer loading values but also on the Average Variance Extracted (AVE) values. A variable is considered valid if its AVE value is more significant than 0.5 (Hair et al., 2019).

Table 1. Loading Factor and AVE

Variable	Indicators	Outer Loading	AVE
Toxic Workplace (TW)	TW2	0.854	0.655
	TW3	0.794	
	TW4	0.806	
	TW5	0.730	
	TW6	0.867	
	TW7	0.796	
	TW7	0.796	
Perceived Organizational Support (POS)	POS1	0.854	0.674
	POS2	0.808	
	POS3	0.815	
	POS4	0.805	
Employee Well-being (EW)	EW1	0.820	0.698
	EW2	0.815	
	EW3	0.849	
	EW4	0.872	
	EW5	0.870	

Employee Performance	EW6	0.786	0.806
	EP1	0.876	
	EP2	0.932	
	EP3	0.915	
	EP4	0.937	
	EP5	0.794	
	EP6	0.908	
	EP7	0.914	

Source: primary data processing

The reliability test is conducted to determine the accuracy of the constructed structural model, ensuring that the data can be considered reliable or consistent (Hair et al., 2019). Reliability testing can be assessed by examining Cronbach's alpha and composite reliability values. A variable in a study is deemed reliable if Cronbach's alpha value reaches or exceeds 0.7 and the composite reliability value is between 0.6 and 0.7, which is considered good (Hair et al., 2019). As seen in Table 2, all the variables in this study have Cronbach's alpha and composite reliability values above 7, indicating they are reliable.

Table 2. Results of Reliability Tests

Variable	Cronbach's Alpha	Composite Reliability
0.655 Toxic Workplace (TW)	0.897	0.930
Perceived Organizational Support (POS)	0.839	0.844
Employee Well-being (EW)	0.914	0.931
Employee Performance (EP)	0.959	0.961

Source: primary data processing

In hypothesis testing, the value to be observed is the t-statistic value, which ideally should exceed 1.96 for a hypothesis to be accepted or to have a significant influence. Similarly, the p-value needs to be considered; if the value is less than 0.05, then the hypothesis in the study can be accepted, and the opposite applies as well. Table 3 presents the results of hypothesis testing within a study investigating the effects of various factors on employee performance, perceived organizational support, and employee well-being. The

interpretation of the table is based on the t-statistic and p-value for each hypothesis.

Table 3. Results of Hypothesis Tests

Hypothesis	t-statistic	p-val
Toxic Workplace Environment -> Employee Performance	0.614	0.53
Toxic Workplace Environment -> Perceived Organizational Support	1.310	0.19
Toxic Workplace Environment -> Employee Well-being	1.339	0.18
Perceived Organizational Support -> Employee Performance	4.111	0.000
Employee Well-being -> Employee Performance	2.648	0.008
Toxic Workplace Environment -> Perceived Organizational Support -> Employee Performance	1.172	0.241
Toxic Workplace Environment -> Employee Well-being -> Employee Performance	1.310	0.250

Source: primary data processing

In summary, the study supports the hypotheses that perceived organizational support and employee well-being directly contribute to improved employee performance. However, it rejects the hypotheses concerning the direct and indirect negative impacts of a toxic workplace environment on employee performance, perceived organizational support, and employee well-being. The results of the inner model testing can be seen in Figure 2.

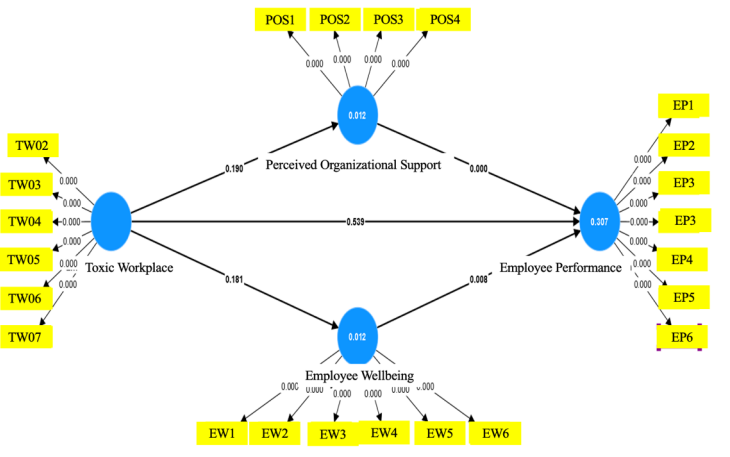


Figure 2. Inner Model Results
Source: primary data processing

This study addresses discrepancies in previous research findings. According to Haeruddin et al. (2022), it is known that employee performance is influenced by the workplace environment, where a toxic work environment can negatively impact employee performance. A toxic work environment can decrease employees' motivation to complete tasks effectively, reducing their contributions to the company. Specifically, a toxic work environment fundamentally affects work efficiency and exacerbates levels of work fatigue among employees. On the other hand, Kurniawan et al. (2023) found results indicating that a toxic work environment does not significantly affect employee performance. Despite the lack of a direct effect, there is still a negative influence exerted by a toxic work environment, resulting in decreased employee performance. Therefore, the findings of this study confirm the research by Kurniawan et al. (2023), stating that a toxic work environment does not significantly affect employee performance. This discrepancy may occur because individuals have a high sense of responsibility as employees, allowing them to complete tasks effectively even in a toxic work environment.

The findings of this study also contradict the research conducted by Wang et al. (2020), which suggests that a toxic work environment influences employees' perceptions of organizational support. In Wang et al.'s study, employees were reported to

feel less motivated to complete tasks and could overlook organizational support due to the toxicity of the work environment. However, in this research, the negative behavior experienced did not significantly alter employees' perceptions of organizational support in Java Island, as employees often feel supported by their organization or workplace, even in challenging situations.

The study by Rasool et al. (2021) suggests that when an organization pays attention to the well-being of its employees, the impact of a toxic work environment can be reduced, leading to sustainable organizational performance. However, this research found that a toxic work environment does not affect the well-being of employees in Java Island. Although a toxic work environment can negatively impact employees, arguments suggest this may not directly affect their well-being. Some employees may be able to cope with a toxic work environment by employing effective coping mechanisms or having social support outside of work to help them manage stress (Anjum & Ming, 2018). Personal coping strategies and perceptions of control over the situation in the workplace can also help employees maintain their well-being. However, it is essential to remember that a toxic work environment still has significant adverse effects and can affect various aspects of employees' lives if not adequately addressed.

Employees' perception of organizational support can enhance their motivation and increase productivity. The study by Ridwan et al. (2020) states that organizational support perception influences employee performance. Employees with a high perception of organizational support feel that the organization is willing to provide it in situations where they most need job support. Employees feel valued, cared for, and recognized, and the reciprocation provided can increase their perseverance and mutual respect. The findings of this research align with the study by Chen et al. (2020) regarding the influence of organizational support perception on employee performance. That study highlights the importance of organizational support in providing a new perspective for critical organizational stakeholders and authorities to develop performance-related management strategies. Effective performance management will result in continuous learning,

collaboration, problem-solving, and work initiatives.

Yan et al. (2020) define performance as the recorded outcomes obtained over a specific period, wherein when employees feel their well-being is assured and attended to, the reciprocal contribution they can provide to the organization is active participation, thereby enhancing employee performance outcomes. The findings of this research support Yan et al.'s (2020) statement that employee well-being influences employee performance. This study found that the sense of security felt by employees in the workplace would drive work motivation to effectively fulfill job responsibilities according to each individual's job description. When job responsibilities are satisfactorily fulfilled, completing tasks encourages employees to be more diligent.

So far, no research has been found regarding the influence of a toxic work environment on employee performance mediated by organizational support perception. However, a study by Kurniawan et al. (2023) used other mediating variables in the relationship between a toxic work environment and employee performance, namely employee engagement and work stress, and the results showed that both variables could act as mediators. However, in this study, organizational support perception could not mediate the relationship between a toxic work environment and employee performance. This is suspected to occur due to two reasons. First, the presence of alternative mediating factors that more directly affect employee performance than organizational support perception. Second, the respondents in this study come from diverse organizations, resulting in unique dynamics in their work culture and organizational structure, which makes organizational support perception unable to mediate the relationship between a toxic work environment and employee performance.

Su and Swanson (2019) posit employee well-being as a commendable achievement for individuals exhibiting innovative work behavior, wherein the outcomes of such thinking can lead to enhanced employee performance. To date, no prior research has examined the influence of a toxic work environment on employee performance mediated by organizational support perception. However, a

study by Kurniawan et al. (2023) was identified, which utilized other mediating variables, such as employee engagement and work stress, to investigate the impact of a toxic work environment on employee performance, yielding results indicating that both mediator variables mediated the relationship between a toxic work environment and employee performance. Nevertheless, the findings of this research indicate that employee well-being cannot mediate the relationship between a toxic work environment and employee performance. Employee well-being is influenced by multifaceted factors extending beyond the workplace, including personal life, health, and relationships (Pagán-Castaño et al., 2020). Therefore, even if employees experience a sense of well-being, it may not directly translate into improved performance if other factors related to the toxic work environment persist. Well-being encompasses various dimensions, such as physical health, emotional stability, and social connections, which may not directly impact organizational efforts to address workplace toxicity. As a result, the complexity and diverse nature of well-being makes it less suitable as a mediator for the relationship between a toxic work environment and employee performance.

Employee engagement and work stress, as identified in the study by Kurniawan et al. (2023), may play more direct roles in mediating the relationship between a toxic work environment and employee performance than overall well-being. Employee engagement reflects the extent to which employees are invested in their work, while work stress captures the negative psychological and emotional experiences resulting from workplace toxicity. Compared to overall well-being, these variables may offer more direct pathways through which the toxic work environment affects employee performance, a broader and potentially less specific construct. Therefore, the failure to find employee well-being as a mediator could be attributed to the more direct and specific role played by employee engagement and work stress in mediating the relationship between a toxic work environment and employee performance.

Conclusion

In conclusion, this study yields significant theoretical contributions regarding the influence of a toxic workplace environment on employee performance, organizational support perception, and employee well-being among workers in Java Island, Indonesia. Firstly, it was observed that a toxic workplace environment does not influence employee performance, organizational support perception, or employee well-being. Additionally, the perception of organizational support was found to significantly impact employee performance, while employee well-being also significantly affects employee performance. Furthermore, the study revealed that a toxic workplace environment does not indirectly influence employee performance through organizational support perception or employee well-being as mediating factors among workers in Java Island. Despite the lack of impact, this research contributes novelty by using the perception of organizational support and employee well-being as mediating variables for the relationship between toxic workplace environment and employee performance. These findings provide valuable insights into the dynamics of workplace environments and their effects on employee outcomes, underscoring the importance of addressing organizational support and well-being for enhancing employee performance.

This study offers practical implications for managers or individuals within organizations tasked with monitoring employee performance. In efforts to enhance organizational performance reflected through employee performance, a growing body of research highlights the workplace environment as a significant factor influencing employee performance. The workplace is where everything can impact employees' physical and mental well-being in fulfilling job tasks, both directly and indirectly. Managers or individuals in authority within organizations must pay attention to the workplace environment to foster good employee performance. Organizations or companies, as controllers of the situations and conditions within the workplace, can contribute to improving employee performance. One crucial aspect to consider is ensuring the availability of support that employees can receive. Therefore, companies need to actively enhance employee performance through various means, such as setting individual

goals to encourage employees to continually develop new approaches to achieve them continually, thus feeling appreciated for their goals and values. Being a flexible organization is an action that significantly attracts employee contributions. Another implication is to pay close attention to employee well-being. The well-being experienced by employees during work serves as a turning point for the performance they will provide to the company. Employee well-being can be seen from the positive attitudes exhibited by workers, which may arise from the positive intentions they experience while working. Managers can be more empathetic and show their concern for employee relations to create a balance in employees' lives, both in their work and personal lives, for each individual working as office staff in companies on Java Island.

References

- Afsar, B., Badir, Y., & Khan, M. M. (2015). Person-job fit, person-organization fit and innovative work behavior: the mediating role of innovation trust. *The Journal of High Technology Management Research*, 26(2), 105-116.
- Ahmed, M., Zehou, S., Raza, S. A., Qureshi, M. A., & Yousufi, S. Q. (2020). Impact of CSR and environmental triggers on employee green behavior: The mediating effect of employee well-being. *Corporate Social Responsibility and Environmental Management*, 27(5), 2225-2239.
- Alshaabani, A., Naz, F., Magda, R., & Rudnak, I. (2021). Impact of Perceived Organizational Support on OCB in The Time of the COVID-19 Pandemic in Hungary: Employee Engagement and Affective Commitment as Mediators. *Sustainability*, 13(14), 1-21. <https://doi.org/10.3390/su13147800>
- Al-Somaidadee, M. M. (2023). The Effect of Workplace Stress on Employee Engagement, the Mediation Role of Leadership Style. *American Journal of Economics and Business Innovation*, 2(2), 74-85.
- Anjum, A., & Ming, X. (2018). Combating toxic workplace environment: An empirical study in the context of Pakistan. *Journal of Modelling in Management*, 13(3), 675-697.
- Anjum, A., Ming, X., Siddiqi, A., & Rasool, S. (2018). An Empirical Study Analyzing Job Productivity in Toxic Workplace Environments. *International Journal of Environmental Research and Public Health*, 15(5), 1035.
- Audenaert, M., Decramer, A., & George, B. (2021). How to foster employee quality of life: The role of employee performance management and authentic leadership. *Evaluation and Program Planning*, 85, 101909.
- Avey, J.B., Luthans, F., Smith, R.M., & Palmer, N.F. (2010). Impact of positive psychological capital on employee well-being over time. *Journal of Occupation Health Psychology*, 15(1), 17- 28.
- Chen, T., Hao, S., Ding, K., Feng, X., Li, G., & Liang, X. (2020). The impact of organizational support on employee performance. *Employee Relations*, 42(1), 166-179.
- Diamantidis, A. D., & Chatzoglou, P. (2019). Factors affecting employee performance: an empirical approach. *International journal of productivity and performance management*, 68(1), 171-193.
- Fachri. (2023, January 18). Apakah Banyak Karyawan Resign Karena Lingkungan Kerja yang Toxic? Retrieved November 30, 2023 from <https://www.liputan6.com/lifestyle/read/5183553/apakah-banyak-karyawan-resignkarena-lingkungan-kerja-yang-toxic?page=3>
- Fotiadis A., Abdulrahman K., Spyridou A. (2019). The mediating roles of psychological autonomy, competence, and relatedness on work-life balance and well-being. *Frontier in Psychology*, 10,1267.
- Fry, L.W., Latham, J.R., Clinebell, S.K., & Krahnke, K. (2017). Spiritual leadership as a model for performance excellence: A study of Baldrige award recipients. *Journal of Management, Spirituality & Religion*, 14(1), 22-47. <https://doi.org/10.1080/14766086.2016.1202130>

- Haeruddin, M. I., Akbar, A., Dipaatmodjo, T. S., Kurniawan, A. W., & Abadi, R. R. (2022). The toxicity of our City: The Effect of Toxic Workplace Environment on Employee's Performance. *International Journal of Social Science and Business*, 6(2), 183-190.
- Hair, J. F., Black, W. C., Babin, B. J., & Anderson, R. E. (2014). *Multivariate Data Analysis* (7th ed.). Edinburgh: Pearson Education Limited.
- Hair, J. F. et. al. (2019). Partial Least Squares Structural Equation Modeling-Based Discrete Choice Modeling: An Illustration In Modelling Retailer Choice. *Business Research*, 12(1), 115-142.
- Inuwa, M. (2016). Job Satisfaction and Employee Performance: An Empirical Approach. *Journal of The Millenium University*, 1(1), 2225-2533.
- Katadata Media Network. Kualitas Pekerjaan Indonesia Menurun Akibat Pandemi (2021, December 2). Retrieved 28 November, 2023 from <https://databoks.katadata.co.id/datapublish/2021/12/02/kualitas-pekerjaanindonesia-menurun-akibat-pandemi>
- Kompas. (2023, November 20). Menakar Resiliensi Ekonomi Jatim di Tengah Resesi Global dan Tahun Politik Retrieved Desember 19, 2023 from https://www.kompas.id/baca/nusantara/2023/11/19/menakar-resiliensi-ekonomijatim-ditengah-resesi-global-dan-tahunpolitik?status=sukses_login%3Fstatus_login%3Dlogin&status_login=login
- Kompas.com. (2023, July 17). 1 dari 5 Orang Merasa Tempat Kerjanya Toxic, Ada Apa? Kompas.com. <https://lifestyle.kompas.com/read/2023/07/17/201538020/1-dari-5-orang-merasa-tempat-kerjanya-toxic-ada-apa?page=all>
- Kontan. (2023, May 8). Pertumbuhan Ekonomi Indonesia Kuartal 1 2023 Tertinggi Kedua Dunia, Cek Datanya. Retrieved Desember 4, 2023 from <https://nasional.kontan.co.id/news/pertumbuhan-ekonomi-indonesia-kuartal-1-2023-tertinggi-kedua-dunia-cek-datanya>
- Kurniawan, S., Bamumin, F. A., & Kusnandar, K. N. (2023). The Effect of Toxic Workplace Environment on Employee Performance Mediated by Employee Engagement and Work Stress Among F&B Employees in Jakarta. *Business Economic, Communication, and Social Sciences*, 5(2), 127-136. <https://doi.org/10.21512/becossjournal.v5i2.9729>
- McKinsey & Company. (2021). Employee mental health and burnout in Asia: A time to act. Retrieved from <https://www.mckinsey.com/featured-insights/future-of-asia/employee-mental-health-and-burnout-in-asia-a-time-to-act>
- Pagán-Castaño, E., Maseda-Moreno, A., & Santos-Rojo, C. (2020). Well-being in work environments. *Journal of Business Research*, 115, 469-474.
- Pickering, C.E.Z., Nurenberg, K., & Schiamberg, L. (2017). Recognizing and Responding to the 'Toxic' Work Environment: Worker Safety, Patient Safety, and Abuse/Neglect in Nursing Homes. *Qualitative Health Research*, 27(12), 1870-1881. <https://doi.org/10.1177/1049732317723889>
- Rasool, S.F., Samma, M., Anjum, A., Munir, M., & Khan, T.M. (2019). Relationship between modern human resource management practices and organizational innovation: 85 Universitas Kristen Petra Empirical investigation from banking sector of China. *International Transaction Journal of Engineering, Management, & Applied Sciences & Technologies*, 10, 1-11. <https://doi.org/10.14456/ITJEMAST.2019.266>
- Rasool, S. F., Wang, M., Tang, M., Saeed, A., & Iqbal, J. (2021). How toxic workplace environment effects the employee engagement: The mediating role of organizational support and employee well-being. *International Journal of Environmental Research and Public Health*, 18(5), 1-17. <https://doi.org/10.3390/ijerph18052294>
- Ridwan, M., Mulyani, S. R., & Ali, H. (2020). Building behavior and performance citizenship:

- Perceived organizational support and competence (case study at SPMI private university in west Sumatra). *International Journal of Psychosocial Rehabilitation*, 24(6).
- Salin, D., Stride, C., Smith, S., & Santokhie, S. (2023). High-performance work practices and employee well-being: organizational identification as a mediator. *Frontiers in Psychology*, 14, 1175344. <https://doi.org/10.3389/fpsyg.2023.1175344>
- Schleu, J. E., & Hüffmeier, J. (2021). Simply the best? A systematic literature review on the predictive validity of employee performance for leader performance. *Human Resource Management Review*, 31(2), 100777.
- & Bougie, R. (2016). *Research Methods for Business: A Skill-Building Approach* (7th ed.). John Wiley & Sons Ltd.
- Sivapragasam, P., & Raya, R. P. (2017). HRM and Employee Engagement Link: Mediating Role of Employee Well-being. *Global Business Review*, 19(1), 1-15.
- Su, L., & Swanson, S. R. (2019). Perceived corporate social responsibility's impact on the well-being and supportive green behaviors of hotel employees: The mediating role of the employee-corporate relationship. *Tourism Management*, 72, 437–450.
- Taştan, S. B., & Davoudi, S. M. M. (2015). An examination of the relationship between leader-member exchange and innovative work behavior with the moderating role of trust in a leader: A study in the Turkish context. *Procedia-Social and Behavioral Sciences*, 181, 23-32.
- Tran, T. V. (2009). *Developing cross-cultural measurement*. Oxford University Press: London.
- Waileruny, & H., Theresia. (2014). *Perceived organizational support, job satisfaction, dan organizational citizenship behavior pada PT. Bank Maluku cabang utama kota Ambon*. AGORA, 2.
- Wang, Z., Zaman, S., Rasool, S.F., uz Zaman, Q., & Amin, A. (2020). Exploring the Relationships Between a Toxic Workplace Environment, Workplace Stress, and Project Success with the Moderating Effect of Organizational Support: Empirical Evidence from Pakistan. *Risk Management and Healthcare Policy*, 13, 1055-1067.
- Wolf, L.A., Perhats, C., Delao, A.M., & Clark, P.R. (2015). Workplace aggression as cause and effect: Emergency nurses' experiences of working fatigued. *International Emergency Nursing*, 33, 48-52.
- Yan, R., Basheer, M. F., Irfan, M., & Rana, T. N. (2020). Role of psychological factors in employee well-being and employee performance: An empirical evidence from Pakistan. *Revista Argentina de Clínica Psicológica*, 29(5), 638.

2. Bukti keputusan editor: revision required (1 Mei 2024)

4/9/25, 11:22 AM

Petra Christian University Mail - [JMK] Editor Decision



UNIVERSITAS
KRISTEN
PETRA

Sherly Rosalina Tanoto <sherlytanoto@petra.ac.id>

[JMK] Editor Decision

Beny Mahyudi Saputra <ojs.uniskakdr@gmail.com>

Wed, May 1, 2024 at 10:50 AM

To: Sherly Rosalina Tanoto <sherlytanoto@petra.ac.id>, Tita Edenia <d11180419@john.petra.ac.id>

Sherly Rosalina Tanoto, Tita Edenia:


We have reached a decision regarding your submission to JMK (Jurnal Manajemen dan Kewirausahaan), " Toxic Workplaces and Employee Performance: The Mediating Role of Organizational Support and Well-being in Java Island".


Our decision is: Revisions Required

Beny Mahyudi Saputra
Universitas Islam Kadiri
saputra.beny@gmail.com

JMK (Jurnal Manajemen dan Kewirausahaan)

2 attachments

 **A-5179-99Z_Article Text-17353-1-4-20240427.docx**
331K

 **B-5179-99Z_Article Text-17353-1-4-20240427.docx**
331K

Toxic Workplaces and Employee Performance: The Mediating Role of Organizational Support and Well-being in Java Island

Abstract

This study examines the influence of a toxic workplace environment on employee performance, organizational support perception, and employee well-being among workers in Java Island, Indonesia. Utilizing a quantitative research approach, data were collected from 321 permanent employees. Structural Equation Modeling with Partial Least Square (PLS) was employed for analysis. Findings indicate that a toxic workplace environment does not directly impact employee performance, organizational support perception, or employee well-being. However, organizational support perception significantly affects employee performance, and employee well-being also significantly impacts employee performance. Moreover, a toxic workplace environment does not indirectly influence employee performance through organizational support perception or employee well-being as mediating factors. Despite the lack of direct impact, this research contributes novelty by utilizing perception of organizational support and employee well-being as mediating variables for the relationship between toxic workplace environment and employee performance. Practically, the study underscores the importance of addressing organizational support and employee well-being to enhance employee performance in organizations. Managers and organizational leaders must prioritize creating conducive work environments and providing adequate support to foster employee well-being, ultimately leading to improved organizational performance.

Keywords: employee performance, employee well-being, perceived organizational support, toxic workplace environment

DOI : <http://dx.doi.org/10.32503/jmk>.
Article History : Article received (date); revised (date); accepted (date)
Email Co-Author :



This work is licensed under a Creative Commons Attribution-ShareAlike 4.0 International License

Commented [US1]: Introduction

Journal scientific articles should not have a Literature Review sub-chapter, or Literature Review, or other theories and definitions. Sentences that give the impression of familiar definitions do not need to be written down. If it really requires writing or relates it to concepts/theories, it is better to write it directly in the Discussion (eg by quoting directly).

Research methods

The research procedure is clearly described

Discussion

The results of the study contributed to scientific development

Conclusion

Conclusions are based on the results of data analysis and discussion

There is a link (red thread) between objectives and conclusions

Bibliography

1. Using reference management software (Mendeley/Zotero)
2. The number of references in the bibliography should be at least 15 references.
3. Primary reference literature, try to get a minimum of 80 percent from primary literature/scientific journals (for exact sciences), or a minimum of 50 percent from primary literature/scientific journals for the social sciences and humanities.

JMK (Jurnal Manajemen dan Kewirausahaan)

<http://ejournal.uniska-kediri.ac.id/index.php/ManajemenKewirausahaan>

JMK XX (X) 20XX, XX-XX

P-ISSN 2477-3166

E-ISSN 2656-0771

Introduction

The era of globalization is an era full of challenges and fierce competition. Organizations or companies competing in globalization must have a solid competitive advantage. Competitive advantage can be achieved through human resource management, where human resources are an essential component of the company that creates the value of competitive advantage, which means that without human resources, the company cannot have a competitive advantage over other organizations or companies. One of the contributions to realizing a competitive organization is the performance of the organization, as indicated by the performance of human resources or each individual in it, in this case, employee performance.

Employee performance plays a vital role in an organization's achieving its goals. Employee performance refers to the extent of accomplishment of tasks or activities aimed at fulfilling the goals, objectives, mission, and vision outlined in an organization's strategic plan (Schleu & Huffmeier, 2021). Performance can be measured from the quality and quantity of work handling results by employees (Audenaert et al., 2021; Diamantidis & Chatzoglou, 2018). Quality perspective is evaluated by assessing work outcomes according to organizational standards, while quantity is determined by the rate of task completion or the number of units produced by employees. Skilled and competent employees contribute to the company's performance, and their departure can lead to losses for the organization.

Badan Pusat Statistik (BPS) states that the quality of Indonesian workers in 2020 has decreased more than the previous year due to the pandemic, so the performance provided has not been maximized (Katadata Media Network, 2021). In Indonesia, high job mobility and dynamic movements occur on the island of Java. One of the provinces on the island of Java is East Java, which in 2023 was moderated due to the impact of the globalization crisis. However, its performance is predicted to increase in 2024, even though the global crisis still threatens the five-year democratic party. "Bumi Majapahit" has high resilience in the economic sector (Kompas, 2023). This can be an illustration related to workers' performance on the island of Java, where performance is a highly calculated achievement by every organization in fulfilling the company's vision going forward.

One of the factors that drive performance levels is the work environment. The work environment is a condition or situation in which all workers or employees of a company are interrelated and related in carrying out all work activities. The condition of the work environment in the company can affect employee performance, productivity, and ideas both positively and negatively. A conducive and healthy work environment can help increase employee efficiency and productivity. On the contrary, if the work environment is not well organized, it can negatively influence employees.

Pickering et al. (2017) mentioned that there are two types of work environments, namely, collaborative work environments and toxic work environments. A collaborative work environment is a friendlier place with the right mix of fun, engagement, and behavior of the organization's residents, in this case, employees (Wolf et al., 2015). Meanwhile, toxic work environments are defined by narcissistic behaviors such as offensive and aggressive leaders, threatening behaviors from managers to coworkers, bullying, and exclusion (Rasool et al.,

2021). Simply put, a collaborative work environment can increase employee productivity, and a toxic work environment can decrease employee performance.

Over the past few decades, Indonesia has witnessed significant industrialization, urbanization, and economic growth. According to Trading Economics data (2023), Indonesia is one of the countries with high economic growth among the G20 countries (Pertumbuhan Ekonomi Indonesia Kuartal I 2023 Tertinggi Kedua Dunia, Cek Datanya, 2023). Data from the Badan Pusat Statistik (BPS) shows that Indonesia's economic growth in the first quarter of 2023 was recorded at 5.03 percent, slightly higher than in the previous year's first quarter (Kontan, 2023). However, high economic growth does not equate to guaranteed public welfare. Many working people are still living on less than a decent standard of living and in high-toxic work environments.

In today's competitive job market, more and more individuals want to be able to compete with each other and excel over other individuals in all kinds of ways. This is a reflection that not all work environments are in a healthy condition. The social environment is considered one of the factors that can affect employee performance (Rasool, 2019). Based on McKinsey's (2021) data on Employee Mental Health and Burnout in Asia: A Time to Act, a quarter of employees worldwide experience burnout. In Asia alone, that figure rises to one in three employees experiencing it. By a large margin, across 15 countries and all dimensions, "toxic work behaviors" are the most significant predictor of burnout symptoms and intention to resign."

In Indonesia, toxic work environments pose a dilemma for employees to stay or resign voluntarily from the company. A report released by MIT Sloan Management Review revealed that a toxic workplace culture is more than ten times more likely to cause employees to quit their jobs than the cause of low pay (Fachri, 2023). An International Labor Organization report in 2022 found that 1 in 5 people feel their workplace is toxic, where 70.93 percent of workers in Indonesia have been victims of an unhealthy work environment (Kompas.com, 2023). This condition emphasizes that the work environment in Indonesia is still very much in need of attention to be improved.

Employee perceptions of organizational support are another factor that can support improved employee performance. According to Colakuglu et al. in Waileruny (2014), perceived organizational support can be defined as employee perceptions of how much the company values and cares about employees. When the organization provides support, employees will feel more valued in terms of contributions and welfare that are considered, so as a result, employees tend to be more enthusiastic about fulfilling job responsibilities (Alshaabani et al., 2021).

Another factor supporting the improvement of employee performance is employee well-being. Employee well-being is associated with a person's feelings of happiness based on a sense of security and satisfaction (Avey et al., 2010), so it can be seen that if the work environment is not cooperative, it will very certainly disturb a person's sense of security and employees may increasingly distance themselves from involvement with the company and employee well-being will be disrupted. Sivapragasam and Raya (2017) explain that employee well-being in the workplace can play an essential role in developing relationships between employees to achieve superior performance and employee safety and health for the company in the future.

This study aims to analyze the influence of toxic work environments on employee performance, organizational support perceptions, and employee well-being in Java Island. The research involves understanding the impact of unhealthy work environments on employee performance and how organizational support perceptions and employee well-being can affect these dynamics. In this context, focus is also given to the relationship between toxic work environments, organizational support perceptions, and employee well-being as factors influencing employee performance in the region. This study also aims to address the research directive (Rasool et al., 2021; Haeruddin et al., 2022; Kurniawan et al., 2023), which suggests the necessity of conducting research in other countries for comparison purposes and utilizing different organizational outcome variables, mainly focusing on employee performance.

Concerning the relationship between a toxic workplace environment and employee performance, Haeruddin et al. (2022) demonstrated that the degree of employee performance is influenced by the work environment, with a toxic workplace having a detrimental impact on employee performance. A toxic work environment can reduce employee motivation to complete tasks optimally so that contributions to the company will decrease. A toxic workplace environment will affect work efficiency and worsen the level of fatigue in employees. Kurniawan et al. (2023) showed results that the toxic workplace environment did not have a significant effect on employee performance directly. Although it does not have a direct effect, there is still a negative influence given by the toxic work environment, which causes a decrease in employee performance levels. Therefore, this study hypothesizes:

H₁: Toxic workplace environment affects employee performance.

Toxic work environments harm employee performance outcomes, such as stress and burnout. Wang et al. (2020) discovered that perceived support from the organization positively influences employee commitment and performance in the workplace, leading to enhanced outcomes. When employees feel support from the organization, their cognitive and emotional evaluations of the organization will be stronger. According to Rasool et al. (2021), a high level of organizational support will allow employees to produce high performance, even if that performance decreases due to unfavorable work environment characteristics. Based on the explanation above, the hypothesis is obtained:

H₂: Toxic workplace environment affects perceived organizational support.

Mental health is closely related to work environment conditions. An unpleasant work environment can disrupt a person's sense of security and negatively impact well-being. Toxic workplace environments have consequences that are closely related to employees' mental health, such as increased stress, anxiety, fear, and insecurity. Al-Somaidae (2023) asserted that the repercussions of toxic workplace environments on employee health pose challenges in attaining employee well-being. Salin et al. (2023) supplemented this by indicating that such environments lead to reduced employee performance and productivity. The prolonged cycle of negative influences from the toxic workplace environment will ultimately impact employee well-being and performance. Based on the explanation above, the hypothesis is obtained:

H₃: Toxic workplace environment affects employee well-being.

Employee perceptions of organizational support can increase employee motivation and increase productivity. Research by Ridwan et al. (2020) states that perceptions of organizational support affect employee performance. Employees with high perceptions of organizational support feel that the organization is willing to provide this assistance in the situation most in need of job support. Employees will feel valued, cared for, and recognized, and the interchange provided can increase work diligence and respect for one another. This situation can improve employee performance. (Afsar et al., 2015; Fry et al., 2017; Wang et al., 2020) show that the perception of organizational support has a positive impact on employee performance and can increase commitment and productivity to the organization so that company values can be maintained. Based on the explanation above, the hypothesis is obtained:

H₄: Perceived organizational support affects employee performance.

It is the productivity and viability of employees that determine the efficiency and viability of an organization. Employee performance plays a vital role in productivity and is critical to understanding organizational performance (Inuwa, 2016). Nowadays, employee well-being is an issue in the business environment. Employee well-being, in general, is to improve employee health in terms of work safety. Yan et al. (2020) explain performance as a record of the results obtained for a certain period, where when employees feel that their welfare is guaranteed and cared for, the interchange that can be given to the organization is an active contribution so that the results of employee performance also increase. Based on the explanation above, the hypothesis is obtained:

H₅: Employee well-being affects employee performance.

Fry et al. (2017) show that perceived organizational support significantly influences performance outcomes, employee work commitment, and employee performance. Perceived organizational support has a positive impact on dynamic behavior in the workplace. When employees feel support from the organization, work motivation leads to high productivity. So, it can be assumed that high organizational support will allow employees to produce high performance, even if that performance decreases due to unfavorable work environment characteristics (Rasool et al., 2021). Based on the explanation above, the hypothesis is obtained:

H₆: Toxic workplace environment affects employee performance through perceived organizational support as mediation.

The work environment is designed to organize its workforce according to the social nature of individuals to produce better performance. According to Haeruddin et al. (2022), the workplace environment significantly influences employee performance, with a toxic work environment having a detrimental effect. Arenas et al. (2015) discovered that employee well-being serves as a motivator for all levels of staff, from executives to administrative personnel. This suggests that organizational commitment contributes to employee well-being. Additionally, Fotiadis et al. (2021) concluded that the quality of work life is intertwined with employee performance due to the reciprocal nature of organizational behavior. An employee will perform nicely and optimally if concern for the organization arises, even if the performance decreases due to unfavorable work environment characteristics (Rasool et al., 2021). Based on the explanation above, the hypothesis is obtained:

H7: Toxic workplace environment affects employee performance through employee well-being as mediation.

Figure 1 illustrates the research framework utilized in this study. Straight arrows indicate direct relationships between variables, while dashed arrows indicate indirect relationships with mediation among the variables used in this study, and the hypotheses being tested are already stated.

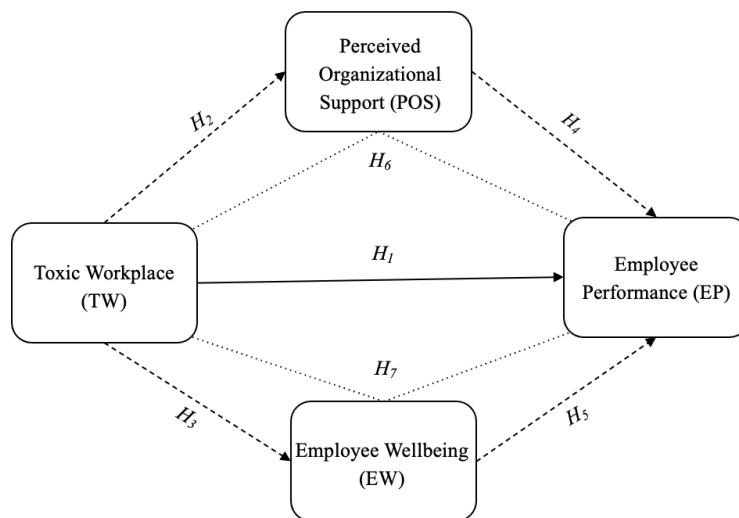


Figure 1. Research Model

Methodology

The type of research used in this study is quantitative research. Quantitative research involves using numbers through structured questions in data collection (Sekaran & Bougie, 2016). The population taken for this study consists of permanent employees working on the island of Java. This research uses a non-probability sampling technique. Non-probability sampling is a sample selected based on the availability of respondents or researcher considerations based on criteria (Sekaran & Bougie, 2016). The criteria for respondents in this study are permanent employees located on the island of Java, with a minimum tenure of 1 (one) year. This criterion is used in this study assuming that permanent employees who have worked for one year or more have understood the situation or conditions of the environment and the behavior of their superiors or coworkers in the workplace. Determination of sample size by Hair et al. (2014) suggests that the minimum sample size is 100 or more. The research sample amounted to 321 employees.

This study will utilize questionnaire items adapted from the research of Rasool et al. (2021), Wang et al. (2020), Ahmed et al. (2020), and Tastan et al. (2015). Adaptation of the questionnaire was conducted by carefully translating and modifying it to ensure that the meanings of the items between the original language and the designated language remain consistent (Tran, 2009, p.16). The translation was performed using back translation, a process where the research questionnaire items are translated from the original language to the designated language and then back to the original language to ensure the congruence of meanings (Tran, 2009, p.32).

The survey on toxic work environments was adopted from the studies conducted by Anjum et al. (2018) and Rasool et al. (2019), as utilized in Rasool et al.'s (2021) research, boasting a reliability level of 0.935 and comprising seven items. Meanwhile, the questionnaire assessing employees' perception of support was sourced from Wang et al. (2020), also featured in Rasool et al.'s (2021) investigation, demonstrating a reliability level of 0.784 and consisting of 4 items. The questionnaire gauging employee well-being was adapted from Ahmed et al. (2020) and incorporated into Rasool et al.'s (2021) research, showcasing a reliability level of 0.843 and comprising six items. Lastly, the survey concerning employee performance was drawn from William and Anderson (1991, in Tastan, 2015), boasting a reliability level of 0.797 and 7 items. Each of these surveys employs a Likert scale with a 5-point range, spanning from strongly disagree to agree strongly.

Data were analyzed using Structural Equation Modeling with Partial Least Square (PLS) method using SmartPLS 4. Partial Least Square (PLS) is a variant-based structural equation analysis (SEM) that tests measurement and structural models simultaneously. There are two measurement models in SmartPLS, namely the outer model and the inner model. The outer model is used to test validity and reliability, while the inner model is used to test the research model's feasibility and the proposed hypothesis.

Result and Discussion

Validity and reliability tests were used to evaluate the outcomes of examining the measurement model. First, a validity test is employed to examine a questionnaire's list of questions to identify the research variables. The preliminary step included identifying variables with a factor loading value exceeding 0.7 and discarding those with a factor loading beneath this threshold (Hair et al., 2019). The validity test results for the variables toxic workplace environment, perceived organizational support, employee well-being, and employee performance indicate that the count value on each question for each variable is more significant than 0.7, indicating that the data in this study are valid (Table 1). Only one indicator was invalid, exhibiting an outer loading value below 0.5. This indicator pertains to the first item of the toxic workplace variable. Hence, it had to be deleted. The test for convergent validity is based not only on the outer loading values but also on the Average Variance Extracted (AVE) values. A variable is considered valid if its AVE value is more significant than 0.5 (Hair et al., 2019).

Table 1. Loading Factor and AVE

Variable	Indicators	Outer Loading	AVE
Toxic Workplace (TW)	TW2	0.854	0.655
	TW3	0.794	
	TW4	0.806	
	TW5	0.730	
	TW6	0.867	
	TW7	0.796	
Perceived Organizational Support (POS)	POS1	0.854	0.674
	POS2	0.808	
	POS3	0.815	
	POS4	0.805	
Employee Well-being (EW)	EW1	0.820	0.698
	EW2	0.815	
	EW3	0.849	
	EW4	0.872	
	EW5	0.870	
	EW6	0.786	
Employee Performance	EP1	0.876	0.806
	EP2	0.932	
	EP3	0.915	
	EP4	0.937	
	EP5	0.794	
	EP6	0.908	
	EP7	0.914	

Source: primary data processing

The reliability test is conducted to determine the accuracy of the constructed structural model, ensuring that the data can be considered reliable or consistent (Hair et al., 2019). Reliability testing can be assessed by examining Cronbach's alpha and composite reliability values. A variable in a study is deemed reliable if Cronbach's alpha value reaches or exceeds 0.7 and the composite reliability value

is between 0.6 and 0.7, which is considered good (Hair et al., 2019). As seen in Table 2, all the variables in this study have Cronbach's alpha and composite reliability values above 7, indicating they are reliable.

Table 2. Results of Reliability Tests

Variable	Cronbach's Alpha	Composite Reliability
Toxic Workplace (TW)	0.897	0.930
Perceived Organizational Support (POS)	0.839	0.844
Employee Well-being (EW)	0.914	0.931
Employee Performance (EP)	0.959	0.961

Source: primary data processing

In hypothesis testing, the value to be observed is the t-statistic value, which ideally should exceed 1.96 for a hypothesis to be accepted or to have a significant influence. Similarly, the p-value needs to be considered; if the value is less than 0.05, then the hypothesis in the study can be accepted, and the opposite applies as well. Table 3 presents the results of hypothesis testing within a study investigating the effects of various factors on employee performance, perceived organizational support, and employee well-being. The interpretation of the table is based on the t-statistic and p-value for each hypothesis.

Table 3. Results of Hypothesis Tests

	Hypothesis	t-statistic	p-value	Information
H ₁	Toxic Workplace Environment -> Employee Performance	0.614	0.539	Rejected
H ₂	Toxic Workplace Environment -> Perceived Organizational Support	1.310	0.190	Rejected
H ₃	Toxic Workplace Environment -> Employee Well-being	1.339	0.181	Rejected
H ₄	Perceived Organizational Support -> Employee Performance	4.111	0.000	Supported
H ₅	Employee Well-being -> Employee Performance	2.648	0.008	Supported
H ₆	Toxic Workplace Environment -> Perceived Organizational Support -> Employee Performance	1.172	0.241	Rejected
H ₇	Toxic Workplace Environment -> Employee Well-being -> Employee Performance	1.310	0.259	Rejected

Source: primary data processing

In summary, the study supports the hypotheses that perceived organizational support and employee well-being directly contribute to improved employee performance. However, it rejects the hypotheses concerning the direct and indirect negative impacts of a toxic workplace environment on employee performance, perceived organizational support, and employee well-being. The results of the inner model testing can be seen in Figure 2.

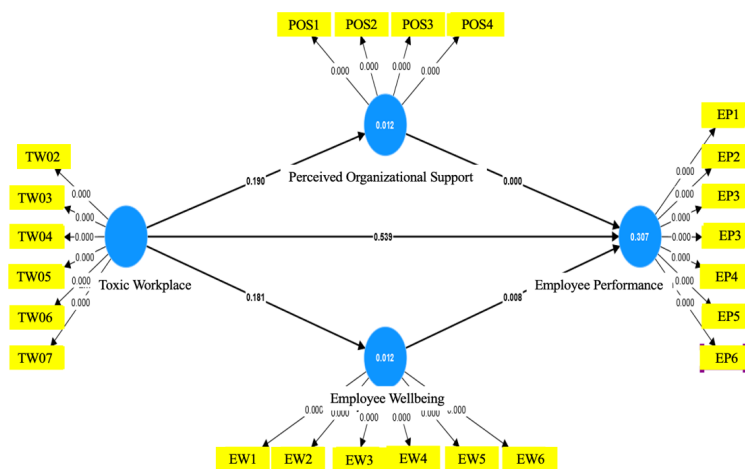


Figure 2. Inner Model Results
Source: primary data processing

This study addresses discrepancies in previous research findings. According to Haeruddin et al. (2022), it is known that employee performance is influenced by the workplace environment, where a toxic work environment can negatively impact employee performance. A toxic work environment can decrease employees' motivation to complete tasks effectively, reducing their contributions to the company. Specifically, a toxic work environment fundamentally affects work efficiency and exacerbates levels of work fatigue among employees. On the other hand, Kurniawan et al. (2023) found results indicating that a toxic work environment does not significantly affect employee performance. Despite the lack of a direct effect, there is still a negative influence exerted by a toxic work environment, resulting in decreased employee performance. Therefore, the findings of this study confirm the research by Kurniawan et al. (2023), stating that a toxic work environment does not significantly affect employee performance. This discrepancy may occur because individuals have a high sense of responsibility as employees, allowing them to complete tasks effectively even in a toxic work environment.

The findings of this study also contradict the research conducted by Wang et al. (2020), which suggests that a toxic work environment influences employees' perceptions of organizational support. In Wang et al.'s study, employees were reported to feel less motivated to complete tasks and could overlook organizational support due to the toxicity of the work environment. However, in this research, the negative behavior experienced did not significantly alter employees' perceptions of organizational support in Java Island, as employees often feel supported by their organization or workplace, even in challenging situations.

The study by Rasool et al. (2021) suggests that when an organization pays attention to the well-being of its employees, the impact of a toxic work environment can be reduced, leading to sustainable organizational performance. However, this research found that a toxic work environment does not affect the well-being of employees in Java Island. Although a toxic work environment can negatively impact employees, arguments suggest this may not directly affect their well-being. Some employees may be able to cope with a toxic work environment by employing effective coping mechanisms or having social support outside of work to help them manage stress (Anjum & Ming, 2018). Personal coping strategies and perceptions of control over the situation in the workplace can also help employees maintain their well-being. However, it is essential to remember that a toxic work environment still has significant adverse effects and can affect various aspects of employees' lives if not adequately addressed.

Employees' perception of organizational support can enhance their motivation and increase productivity. The study by Ridwan et al. (2020) states that organizational support perception influences employee performance. Employees with a high perception of organizational support feel that the organization is willing to provide it in situations where they most need job support. Employees feel valued, cared for, and recognized, and the reciprocation provided can increase their perseverance and mutual respect. The findings of this research align with the study by Chen et al. (2020) regarding the influence of organizational support perception on employee performance. That study highlights the importance of organizational support in providing a new perspective for critical organizational stakeholders and authorities to develop performance-related management strategies. Effective performance management will result in continuous learning, collaboration, problem-solving, and work initiatives.

Yan et al. (2020) define performance as the recorded outcomes obtained over a specific period, wherein when employees feel their well-being is assured and attended to, the reciprocal contribution they can provide to the organization is active participation, thereby enhancing employee performance outcomes. The findings of this research support Yan et al.'s (2020) statement that employee well-being influences employee performance. This study found that the sense of security felt by employees in the workplace would drive work motivation to effectively fulfill job responsibilities according to each individual's job description. When job responsibilities are satisfactorily fulfilled, completing tasks encourages employees to be more diligent.

So far, no research has been found regarding the influence of a toxic work environment on employee performance mediated by organizational support perception. However, a study by Kurniawan et al. (2023) used other mediating variables in the relationship between a toxic work environment and employee performance, namely employee engagement and work stress, and the results showed that both variables could act as mediators. However, in this study, organizational support perception could not mediate the relationship between a toxic work environment and employee performance. This is suspected to occur due to two reasons. First, the presence of alternative mediating factors that more directly affect employee performance than organizational support perception. Second, the respondents in this study come from diverse organizations, resulting in unique dynamics in their work culture and organizational structure, which makes organizational support perception unable to mediate the relationship between a toxic work environment and employee performance.

Su and Swanson (2019) posit employee well-being as a commendable achievement for individuals exhibiting innovative work behavior, wherein the outcomes of such thinking can lead to enhanced employee performance. To date, no prior research has examined the influence of a toxic work environment on employee performance mediated by organizational support perception. However, a study by Kurniawan et al. (2023) was identified, which utilized other mediating variables, such as employee engagement and work stress, to investigate the impact of a toxic work environment on employee performance, yielding results indicating that both mediator variables mediated the relationship between a toxic work environment and employee performance. Nevertheless, the findings of this research indicate that employee well-being cannot mediate the relationship between a toxic work environment and employee performance. Employee well-being is influenced by multifaceted factors extending beyond the workplace, including personal life, health, and relationships (Pagán-Castaño et al., 2020). Therefore, even if employees experience a sense of well-being, it may not directly translate into improved performance if other factors related to the toxic work environment persist. Well-being encompasses various dimensions, such as physical health, emotional stability, and social connections, which may not directly impact organizational efforts to address workplace toxicity. As a result, the complexity and diverse nature of well-being makes it less suitable as a mediator for the relationship between a toxic work environment and employee performance.

Employee engagement and work stress, as identified in the study by Kurniawan et al. (2023), may play more direct roles in mediating the relationship between a toxic work environment and employee performance than overall well-being. Employee engagement reflects the extent to which employees are invested in their work, while work stress captures the negative psychological and emotional experiences resulting from workplace toxicity. Compared to overall well-being, these variables may offer more direct pathways through which the toxic work environment affects employee performance, a broader and potentially less specific construct. Therefore, the failure to find employee well-being as a mediator could

be attributed to the more direct and specific role played by employee engagement and work stress in mediating the relationship between a toxic work environment and employee performance.

Conclusion

In conclusion, this study yields significant theoretical contributions regarding the influence of a toxic workplace environment on employee performance, organizational support perception, and employee well-being among workers in Java Island, Indonesia. Firstly, it was observed that a toxic workplace environment does not influence employee performance, organizational support perception, or employee well-being. Additionally, the perception of organizational support was found to significantly impact employee performance, while employee well-being also significantly affects employee performance. Furthermore, the study revealed that a toxic workplace environment does not indirectly influence employee performance through organizational support perception or employee well-being as mediating factors among workers in Java Island. Despite the lack of impact, this research contributes novelty by using the perception of organizational support and employee well-being as mediating variables for the relationship between toxic workplace environment and employee performance. These findings provide valuable insights into the dynamics of workplace environments and their effects on employee outcomes, underscoring the importance of addressing organizational support and well-being for enhancing employee performance.

This study offers practical implications for managers or individuals within organizations tasked with monitoring employee performance. In efforts to enhance organizational performance reflected through employee performance, a growing body of research highlights the workplace environment as a significant factor influencing employee performance. The workplace is where everything can impact employees' physical and mental well-being in fulfilling job tasks, both directly and indirectly. Managers or individuals in authority within organizations must pay attention to the workplace environment to foster good employee performance. Organizations or companies, as controllers of the situations and conditions within the workplace, can contribute to improving employee performance. One crucial aspect to consider is ensuring the availability of support that employees can receive. Therefore, companies need to actively enhance employee performance through various means, such as setting individual goals to encourage employees to continually develop new approaches to achieve them continually, thus feeling appreciated for their goals and values. Being a flexible organization is an action that significantly attracts employee contributions. Another implication is to pay close attention to employee well-being. The well-being experienced by employees during work serves as a turning point for the performance they will provide to the company. Employee well-being can be seen from the positive attitudes exhibited by workers, which may arise from the positive intentions they experience while working. Managers can be more empathetic and show their concern for employee relations to create a balance in employees' lives,

both in their work and personal lives, for each individual working as office staff in companies on Java Island.

References

- Afsar, B., Badir, Y., & Khan, M. M. (2015). Person-job fit, person-organization fit and innovative work behavior: the mediating role of innovation trust. *The Journal of High Technology Management Research*, 26(2), 105-116.
- Ahmed, M., Zehou, S., Raza, S. A., Qureshi, M. A., & Yousufi, S. Q. (2020). Impact of CSR and environmental triggers on employee green behavior: The mediating effect of employee well-being. *Corporate Social Responsibility and Environmental Management*, 27(5), 2225-2239.
- Alshaabani, A., Naz, F., Magda, R., & Rudnak, I. (2021). Impact of Perceived Organizational Support on OCB in The Time of the COVID-19 Pandemic in Hungary: Employee Engagement and Affective Commitment as Mediators. *Sustainability*, 13(14), 1-21. <https://doi.org/10.3390/su13147800>
- Al-Somaidadee, M. M. (2023). The Effect of Workplace Stress on Employee Engagement, the Mediation Role of Leadership Style. *American Journal of Economics and Business Innovation*, 2(2), 74-85.
- Anjum, A., & Ming, X. (2018). Combating toxic workplace environment: An empirical study in the context of Pakistan. *Journal of Modelling in Management*, 13(3), 675-697.
- Anjum, A., Ming, X., Siddiqi, A., & Rasool, S. (2018). An Empirical Study Analyzing Job Productivity in Toxic Workplace Environments. *International Journal of Environmental Research and Public Health*, 15(5), 1035.
- Audenaert, M., Decramer, A., & George, B. (2021). How to foster employee quality of life: The role of employee performance management and authentic leadership. *Evaluation and Program Planning*, 85, 101909.
- Avey, J.B., Luthans, F., Smith, R.M., & Palmer, N.F. (2010). Impact of positive psychological capital on employee well-being over time. *Journal of Occupational Health Psychology*, 15(1), 17- 28.
- Chen, T., Hao, S., Ding, K., Feng, X., Li, G., & Liang, X. (2020). The impact of organizational support on employee performance. *Employee Relations*, 42(1), 166-179.
- Diamantidis, A. D., & Chatzoglou, P. (2019). Factors affecting employee performance: an empirical approach. *International journal of productivity and performance management*, 68(1), 171-193.
- Fachri. (2023, January 18). Apakah Banyak Karyawan Resign Karena Lingkungan Kerja yang Toxic? Retrieved November 30, 2023 from <https://www.liputan6.com/lifestyle/read/5183553/apakah-banyak-karyawan-resignkarena-lingkungan-kerja-yang-toxic?page=3>
- Fotiadis A., Abdulrahman K., Spyridou A. (2019). The mediating roles of psychological autonomy, competence, and relatedness on work-life balance and well-being. *Frontier in Psychology*, 10,1267.
- Fry, L.W., Latham, J.R., Clinebell, S.K., & Krahnke, K. (2017). Spiritual leadership as a model for performance excellence: A study of Baldrige award recipients.

- Journal of Management, Spirituality & Religion*, 14(1), 22-47.
<https://doi.org/10.1080/14766086.2016.1202130>
- Haeruddin, M. I., Akbar, A., Dipatmodjo, T. S., Kurniawan, A. W., & Abadi, R. R. (2022). The toxicity of our City: The Effect of Toxic Workplace Environment on Employee's Performance. *International Journal of Social Science and Business*, 6(2), 183-190.
- Hair, J. F., Black, W. C., Babin, B. J., & Anderson, R. E. (2014). *Multivariate Data Analysis* (7th ed.). Edinburgh: Pearson Education Limited.
- Hair, J. F. et. al. (2019). Partial Least Squares Structural Equation Modeling-Based Discrete Choice Modeling: An Illustration In Modelling Retailer Choice. *Business Research*, 12(1), 115-142.
- Inuwa, M. (2016). Job Satisfaction and Employee Performance: An Empirical Approach. *Journal of The Millenium University*, 1(1), 2225-2533.
- Katadata Media Network. Kualitas Pekerjaan Indonesia Menurun Akibat Pandemi (2021, December 2). Retrieved 28 November, 2023 from <https://databoks.katadata.co.id/datapublish/2021/12/02/kualitas-pekerjaanindonesia-menurun-akibat-pandemi>
- Kompas. (2023, November 20). Menakar Resiliensi Ekonomi Jatim di Tengah Resesi Global dan Tahun Politik Retrieved Desember 19, 2023 from https://www.kompas.id/baca/nusantara/2023/11/19/menakar-resiliensi-ekonomijatim-ditengah-resesi-global-dan-tahunpolitik?status=sukses_login%3Fstatus_login%3Dlogin&status_login=login
- Kompas.com. (2023, July 17). 1 dari 5 Orang Merasa Tempat Kerjanya Toxic, Ada Apa? Kompas.com.
<https://lifestyle.kompas.com/read/2023/07/17/201538020/1-dari-5-orang-merasa-tempat-kerjanya-toxic-ada-apa?page=all>
- Kontan. (2023, May 8). Pertumbuhan Ekonomi Indonesia Kuartal 1 2023 Tertinggi Kedua Dunia, Cek Datanya. Retrieved Desember 4, 2023 from <https://nasional.kontan.co.id/news/pertumbuhan-ekonomi-indonesia-kuartal-1-2023-tertinggi-kedua-dunia-cek-datanya>
- Kurniawan, S., Bamumin, F. A., & Kusnandar, K. N. (2023). The Effect of Toxic Workplace Environment on Employee Performance Mediated by Employee Engagement and Work Stress Among F&B Employees in Jakarta. *Business Economic, Communication, and Social Sciences*, 5(2), 127-136.
<https://doi.org/10.21512/becossjournal.v5i2.9729>
- McKinsey & Company. (2021). Employee mental health and burnout in Asia: A time to act. Retrieved from <https://www.mckinsey.com/featured-insights/future-of-asia/employee-mental-health-and-burnout-in-asia-a-time-to-act>
- Pagán-Castaño, E., Maseda-Moreno, A., & Santos-Rojo, C. (2020). Well-being in work environments. *Journal of Business Research*, 115, 469-474.
- Pickering, C.E.Z., Nurenberg, K., & Schiamberg, L. (2017). Recognizing and Responding to the 'Toxic' Work Environment: Worker Safety, Patient Safety,

- and Abuse/Neglect in Nursing Homes. *Qualitative Health Research*, 27(12), 1870-1881. <https://doi.org/10.1177/1049732317723889>
- Rasool, S.F., Samma, M., Anjum, A., Munir, M., & Khan, T.M. (2019). Relationship between modern human resource management practices and organizational innovation: 85 Universitas Kristen Petra Empirical investigation from banking sector of China. *International Transaction Journal of Engineering, Management, & Applied Sciences & Technologies*, 10, 1-11. <https://doi.org/10.14456/ITJEMAST.2019.266>
- Rasool, S. F., Wang, M., Tang, M., Saeed, A., & Iqbal, J. (2021). How toxic workplace environment effects the employee engagement: The mediating role of organizational support and employee well-being. *International Journal of Environmental Research and Public Health*, 18(5), 1–17. <https://doi.org/10.3390/ijerph18052294>
- Ridwan, M., Mulyani, S. R., & Ali, H. (2020). Building behavior and performance citizenship: Perceived organizational support and competence (case study at SPMI private university in west Sumatra). *International Journal of Psychosocial Rehabilitation*, 24(6).
- Salin, D., Stride, C., Smith, S., & Santokhie, S. (2023). High-performance work practices and employee well-being: organizational identification as a mediator. *Frontiers in Psychology*, 14, 1175344. <https://doi.org/10.3389/fpsyg.2023.1175344>
- Schleu, J. E., & Hüffmeier, J. (2021). Simply the best? A systematic literature review on the predictive validity of employee performance for leader performance. *Human Resource Management Review*, 31(2), 100777.
- & Bougie, R. (2016). *Research Methods for Business: A Skill-Building Approach* (7th ed.). John Wiley & Sons Ltd.
- Sivapragasam, P., & Raya, R. P. (2017). HRM and Employee Engagement Link: Mediating Role of Employee Well-being. *Global Business Review*, 19(1), 1-15.
- Su, L., & Swanson, S. R. (2019). Perceived corporate social responsibility's impact on the well-being and supportive green behaviors of hotel employees: The mediating role of the employee-corporate relationship. *Tourism Management*, 72, 437–450.
- Taştan, S. B., & Davoudi, S. M. M. (2015). An examination of the relationship between leader-member exchange and innovative work behavior with the moderating role of trust in a leader: A study in the Turkish context. *Procedia-Social and Behavioral Sciences*, 181, 23-32.
- Tran, T. V. (2009). *Developing cross-cultural measurement*. Oxford University Press: London.
- Waileruny, & H., Theresia. (2014). *Perceived organizational support, job satisfaction, dan organizational citizenship behavior pada PT. Bank Maluku cabang utama kota Ambon*. AGORA, 2.
- Wang, Z., Zaman, S., Rasool, S.F., uz Zaman, Q., & Amin, A. (2020). Exploring the Relationships Between a Toxic Workplace Environment, Workplace Stress, and Project Success with the Moderating Effect of Organizational Support:

- Empirical Evidence from Pakistan. *Risk Management and Healthcare Policy*, 13, 1055-1067.
- Wolf, L.A., Perhats, C., Delao, A.M., & Clark, P.R. (2015). Workplace aggression as cause and effect: Emergency nurses' experiences of working fatigued. *International Emergency Nursing*, 33, 48-52.
- Yan, R., Basheer, M. F., Irfan, M., & Rana, T. N. (2020). Role of psychological factors in employee well-being and employee performance: An empirical evidence from Pakistan. *Revista Argentina de Clínica Psicológica*, 29(5), 638.

Toxic Workplaces and Employee Performance: The Mediating Role of Organizational Support and Well-being in Java Island

Abstract

This study examines the influence of a toxic workplace environment on employee performance, organizational support perception, and employee well-being among workers in Java Island, Indonesia. Utilizing a quantitative research approach, data were collected from 321 permanent employees. Structural Equation Modeling with Partial Least Square (PLS) was employed for analysis. Findings indicate that a toxic workplace environment does not directly impact employee performance, organizational support perception, or employee well-being. However, organizational support perception significantly affects employee performance, and employee well-being also significantly impacts employee performance. Moreover, a toxic workplace environment does not indirectly influence employee performance through organizational support perception or employee well-being as mediating factors. Despite the lack of direct impact, this research contributes novelty by utilizing perception of organizational support and employee well-being as mediating variables for the relationship between toxic workplace environment and employee performance. Practically, the study underscores the importance of addressing organizational support and employee well-being to enhance employee performance in organizations. Managers and organizational leaders must prioritize creating conducive work environments and providing adequate support to foster employee well-being, ultimately leading to improved organizational performance.

Keywords: employee performance, employee well-being, perceived organizational support, toxic workplace environment

DOI : <http://dx.doi.org/10.32503/jmk>.
Article History : Article received (date); revised (date); accepted (date)
Email Co-Author :



This work is licensed under a Creative Commons Attribution-ShareAlike 4.0 International License

Commented [US2]:

Lower the plagiarism check value below 20%.

General Comment

Journal scientific articles should not contain sub-chapters of Literature Review, or Literature Studies, or others that are theoretical and definitional. Sentences that seem general definitions do not need to be written down. If it requires consideration or is related to a concept/theory, it should be written directly in the discussion only (eg by quoting directly).

JMK (Jurnal Manajemen dan Kewirausahaan)

<http://ejournal.uniska-kediri.ac.id/index.php/ManajemenKewirausahaan>

JMK XX (X) 20XX, XX-XX

P-ISSN 2477-3166

E-ISSN 2656-0771

Introduction

The era of globalization is an era full of challenges and fierce competition. Organizations or companies competing in globalization must have a solid competitive advantage. Competitive advantage can be achieved through human resource management, where human resources are an essential component of the company that creates the value of competitive advantage, which means that without human resources, the company cannot have a competitive advantage over other organizations or companies. One of the contributions to realizing a competitive organization is the performance of the organization, as indicated by the performance of human resources or each individual in it, in this case, employee performance.

Employee performance plays a vital role in an organization's achieving its goals. Employee performance refers to the extent of accomplishment of tasks or activities aimed at fulfilling the goals, objectives, mission, and vision outlined in an organization's strategic plan (Schleu & Huffmeier, 2021). Performance can be measured from the quality and quantity of work handling results by employees (Audenaert et al., 2021; Diamantidis & Chatzoglou, 2018). Quality perspective is evaluated by assessing work outcomes according to organizational standards, while quantity is determined by the rate of task completion or the number of units produced by employees. Skilled and competent employees contribute to the company's performance, and their departure can lead to losses for the organization.

Badan Pusat Statistik (BPS) states that the quality of Indonesian workers in 2020 has decreased more than the previous year due to the pandemic, so the performance provided has not been maximized (Katadata Media Network, 2021). In Indonesia, high job mobility and dynamic movements occur on the island of Java. One of the provinces on the island of Java is East Java, which in 2023 was moderated due to the impact of the globalization crisis. However, its performance is predicted to increase in 2024, even though the global crisis still threatens the five-year democratic party. "Bumi Majapahit" has high resilience in the economic sector (Kompas, 2023). This can be an illustration related to workers' performance on the island of Java, where performance is a highly calculated achievement by every organization in fulfilling the company's vision going forward.

One of the factors that drive performance levels is the work environment. The work environment is a condition or situation in which all workers or employees of a company are interrelated and related in carrying out all work activities. The condition of the work environment in the company can affect employee performance, productivity, and ideas both positively and negatively. A conducive and healthy work environment can help increase employee efficiency and productivity. On the contrary, if the work environment is not well organized, it can negatively influence employees.

Pickering et al. (2017) mentioned that there are two types of work environments, namely, collaborative work environments and toxic work environments. A collaborative work environment is a friendlier place with the right mix of fun, engagement, and behavior of the organization's residents, in this case, employees (Wolf et al., 2015). Meanwhile, toxic work environments are defined by narcissistic behaviors such as offensive and aggressive leaders, threatening behaviors from managers to coworkers, bullying, and exclusion (Rasool et al.,

2021). Simply put, a collaborative work environment can increase employee productivity, and a toxic work environment can decrease employee performance.

Over the past few decades, Indonesia has witnessed significant industrialization, urbanization, and economic growth. According to Trading Economics data (2023), Indonesia is one of the countries with high economic growth among the G20 countries (Pertumbuhan Ekonomi Indonesia Kuartal I 2023 Tertinggi Kedua Dunia, Cek Datanya, 2023). Data from the Badan Pusat Statistik (BPS) shows that Indonesia's economic growth in the first quarter of 2023 was recorded at 5.03 percent, slightly higher than in the previous year's first quarter (Kontan, 2023). However, high economic growth does not equate to guaranteed public welfare. Many working people are still living on less than a decent standard of living and in high-toxic work environments.

In today's competitive job market, more and more individuals want to be able to compete with each other and excel over other individuals in all kinds of ways. This is a reflection that not all work environments are in a healthy condition. The social environment is considered one of the factors that can affect employee performance (Rasool, 2019). Based on McKinsey's (2021) data on Employee Mental Health and Burnout in Asia: A Time to Act, a quarter of employees worldwide experience burnout. In Asia alone, that figure rises to one in three employees experiencing it. By a large margin, across 15 countries and all dimensions, "toxic work behaviors" are the most significant predictor of burnout symptoms and intention to resign."

In Indonesia, toxic work environments pose a dilemma for employees to stay or resign voluntarily from the company. A report released by MIT Sloan Management Review revealed that a toxic workplace culture is more than ten times more likely to cause employees to quit their jobs than the cause of low pay (Fachri, 2023). An International Labor Organization report in 2022 found that 1 in 5 people feel their workplace is toxic, where 70.93 percent of workers in Indonesia have been victims of an unhealthy work environment (Kompas.com, 2023). This condition emphasizes that the work environment in Indonesia is still very much in need of attention to be improved.

Employee perceptions of organizational support are another factor that can support improved employee performance. According to Colakuglu et al. in Waileruny (2014), perceived organizational support can be defined as employee perceptions of how much the company values and cares about employees. When the organization provides support, employees will feel more valued in terms of contributions and welfare that are considered, so as a result, employees tend to be more enthusiastic about fulfilling job responsibilities (Alshaabani et al., 2021).

Another factor supporting the improvement of employee performance is employee well-being. Employee well-being is associated with a person's feelings of happiness based on a sense of security and satisfaction (Avey et al., 2010), so it can be seen that if the work environment is not cooperative, it will very certainly disturb a person's sense of security and employees may increasingly distance themselves from involvement with the company and employee well-being will be disrupted. Sivapragasam and Raya (2017) explain that employee well-being in the workplace can play an essential role in developing relationships between employees to achieve superior performance and employee safety and health for the company in the future.

This study aims to analyze the influence of toxic work environments on employee performance, organizational support perceptions, and employee well-being in Java Island. The research involves understanding the impact of unhealthy work environments on employee performance and how organizational support perceptions and employee well-being can affect these dynamics. In this context, focus is also given to the relationship between toxic work environments, organizational support perceptions, and employee well-being as factors influencing employee performance in the region. This study also aims to address the research directive (Rasool et al., 2021; Haeruddin et al., 2022; Kurniawan et al., 2023), which suggests the necessity of conducting research in other countries for comparison purposes and utilizing different organizational outcome variables, mainly focusing on employee performance.

Concerning the relationship between a toxic workplace environment and employee performance, Haeruddin et al. (2022) demonstrated that the degree of employee performance is influenced by the work environment, with a toxic workplace having a detrimental impact on employee performance. A toxic work environment can reduce employee motivation to complete tasks optimally so that contributions to the company will decrease. A toxic workplace environment will affect work efficiency and worsen the level of fatigue in employees. Kurniawan et al. (2023) showed results that the toxic workplace environment did not have a significant effect on employee performance directly. Although it does not have a direct effect, there is still a negative influence given by the toxic work environment, which causes a decrease in employee performance levels. Therefore, this study hypothesizes:

H₁: Toxic workplace environment affects employee performance.

Toxic work environments harm employee performance outcomes, such as stress and burnout. Wang et al. (2020) discovered that perceived support from the organization positively influences employee commitment and performance in the workplace, leading to enhanced outcomes. When employees feel support from the organization, their cognitive and emotional evaluations of the organization will be stronger. According to Rasool et al. (2021), a high level of organizational support will allow employees to produce high performance, even if that performance decreases due to unfavorable work environment characteristics. Based on the explanation above, the hypothesis is obtained:

H₂: Toxic workplace environment affects perceived organizational support.

Mental health is closely related to work environment conditions. An unpleasant work environment can disrupt a person's sense of security and negatively impact well-being. Toxic workplace environments have consequences that are closely related to employees' mental health, such as increased stress, anxiety, fear, and insecurity. Al-Somaidae (2023) asserted that the repercussions of toxic workplace environments on employee health pose challenges in attaining employee well-being. Salin et al. (2023) supplemented this by indicating that such environments lead to reduced employee performance and productivity. The prolonged cycle of negative influences from the toxic workplace environment will ultimately impact employee well-being and performance. Based on the explanation above, the hypothesis is obtained:

H₃: Toxic workplace environment affects employee well-being.

Employee perceptions of organizational support can increase employee motivation and increase productivity. Research by Ridwan et al. (2020) states that perceptions of organizational support affect employee performance. Employees with high perceptions of organizational support feel that the organization is willing to provide this assistance in the situation most in need of job support. Employees will feel valued, cared for, and recognized, and the interchange provided can increase work diligence and respect for one another. This situation can improve employee performance. (Afsar et al., 2015; Fry et al., 2017; Wang et al., 2020) show that the perception of organizational support has a positive impact on employee performance and can increase commitment and productivity to the organization so that company values can be maintained. Based on the explanation above, the hypothesis is obtained:

H₄: Perceived organizational support affects employee performance.

It is the productivity and viability of employees that determine the efficiency and viability of an organization. Employee performance plays a vital role in productivity and is critical to understanding organizational performance (Inuwa, 2016). Nowadays, employee well-being is an issue in the business environment. Employee well-being, in general, is to improve employee health in terms of work safety. Yan et al. (2020) explain performance as a record of the results obtained for a certain period, where when employees feel that their welfare is guaranteed and cared for, the interchange that can be given to the organization is an active contribution so that the results of employee performance also increase. Based on the explanation above, the hypothesis is obtained:

H₅: Employee well-being affects employee performance.

Fry et al. (2017) show that perceived organizational support significantly influences performance outcomes, employee work commitment, and employee performance. Perceived organizational support has a positive impact on dynamic behavior in the workplace. When employees feel support from the organization, work motivation leads to high productivity. So, it can be assumed that high organizational support will allow employees to produce high performance, even if that performance decreases due to unfavorable work environment characteristics (Rasool et al., 2021). Based on the explanation above, the hypothesis is obtained:

H₆: Toxic workplace environment affects employee performance through perceived organizational support as mediation.

The work environment is designed to organize its workforce according to the social nature of individuals to produce better performance. According to Haeruddin et al. (2022), the workplace environment significantly influences employee performance, with a toxic work environment having a detrimental effect. Arenas et al. (2015) discovered that employee well-being serves as a motivator for all levels of staff, from executives to administrative personnel. This suggests that organizational commitment contributes to employee well-being. Additionally, Fotiadis et al. (2021) concluded that the quality of work life is intertwined with employee performance due to the reciprocal nature of organizational behavior. An employee will perform nicely and optimally if concern for the organization arises, even if the performance decreases due to unfavorable work environment characteristics (Rasool et al., 2021). Based on the explanation above, the hypothesis is obtained:

H7: Toxic workplace environment affects employee performance through employee well-being as mediation.

Figure 1 illustrates the research framework utilized in this study. Straight arrows indicate direct relationships between variables, while dashed arrows indicate indirect relationships with mediation among the variables used in this study, and the hypotheses being tested are already stated.

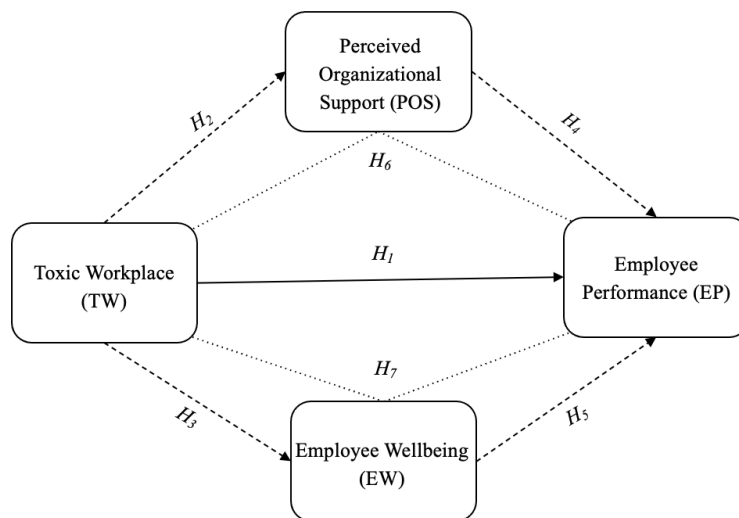


Figure 1. Research Model

Methodology

The type of research used in this study is quantitative research. Quantitative research involves using numbers through structured questions in data collection (Sekaran & Bougie, 2016). The population taken for this study consists of permanent employees working on the island of Java. This research uses a non-probability sampling technique. Non-probability sampling is a sample selected based on the availability of respondents or researcher considerations based on criteria (Sekaran & Bougie, 2016). The criteria for respondents in this study are permanent employees located on the island of Java, with a minimum tenure of 1 (one) year. This criterion is used in this study assuming that permanent employees who have worked for one year or more have understood the situation or conditions of the environment and the behavior of their superiors or coworkers in the workplace. Determination of sample size by Hair et al. (2014) suggests that the minimum sample size is 100 or more. The research sample amounted to 321 employees.

This study will utilize questionnaire items adapted from the research of Rasool et al. (2021), Wang et al. (2020), Ahmed et al. (2020), and Tastan et al. (2015). Adaptation of the questionnaire was conducted by carefully translating and modifying it to ensure that the meanings of the items between the original language and the designated language remain consistent (Tran, 2009, p.16). The translation was performed using back translation, a process where the research questionnaire items are translated from the original language to the designated language and then back to the original language to ensure the congruence of meanings (Tran, 2009, p.32).

The survey on toxic work environments was adopted from the studies conducted by Anjum et al. (2018) and Rasool et al. (2019), as utilized in Rasool et al.'s (2021) research, boasting a reliability level of 0.935 and comprising seven items. Meanwhile, the questionnaire assessing employees' perception of support was sourced from Wang et al. (2020), also featured in Rasool et al.'s (2021) investigation, demonstrating a reliability level of 0.784 and consisting of 4 items. The questionnaire gauging employee well-being was adapted from Ahmed et al. (2020) and incorporated into Rasool et al.'s (2021) research, showcasing a reliability level of 0.843 and comprising six items. Lastly, the survey concerning employee performance was drawn from William and Anderson (1991, in Tastan, 2015), boasting a reliability level of 0.797 and 7 items. Each of these surveys employs a Likert scale with a 5-point range, spanning from strongly disagree to agree strongly.

Data were analyzed using Structural Equation Modeling with Partial Least Square (PLS) method using SmartPLS 4. Partial Least Square (PLS) is a variant-based structural equation analysis (SEM) that tests measurement and structural models simultaneously. There are two measurement models in SmartPLS, namely the outer model and the inner model. The outer model is used to test validity and reliability, while the inner model is used to test the research model's feasibility and the proposed hypothesis.

Result and Discussion

Validity and reliability tests were used to evaluate the outcomes of examining the measurement model. First, a validity test is employed to examine a questionnaire's list of questions to identify the research variables. The preliminary step included identifying variables with a factor loading value exceeding 0.7 and discarding those with a factor loading beneath this threshold (Hair et al., 2019). The validity test results for the variables toxic workplace environment, perceived organizational support, employee well-being, and employee performance indicate that the count value on each question for each variable is more significant than 0.7, indicating that the data in this study are valid (Table 1). Only one indicator was invalid, exhibiting an outer loading value below 0.5. This indicator pertains to the first item of the toxic workplace variable. Hence, it had to be deleted. The test for convergent validity is based not only on the outer loading values but also on the Average Variance Extracted (AVE) values. A variable is considered valid if its AVE value is more significant than 0.5 (Hair et al., 2019).

Table 1. Loading Factor and AVE			
Variable	Indicators	Outer Loading	AVE
Toxic Workplace (TW)	TW2	0.854	0.655
	TW3	0.794	
	TW4	0.806	
	TW5	0.730	
	TW6	0.867	
	TW7	0.796	
Perceived Organizational Support (POS)	POS1	0.854	0.674
	POS2	0.808	
	POS3	0.815	
	POS4	0.805	
Employee Well-being (EW)	EW1	0.820	0.698
	EW2	0.815	
	EW3	0.849	
	EW4	0.872	
	EW5	0.870	
	EW6	0.786	
Employee Performance	EP1	0.876	0.806
	EP2	0.932	
	EP3	0.915	
	EP4	0.937	
	EP5	0.794	
	EP6	0.908	
	EP7	0.914	

Source: primary data processing

The reliability test is conducted to determine the accuracy of the constructed structural model, ensuring that the data can be considered reliable or consistent (Hair et al., 2019). Reliability testing can be assessed by examining Cronbach's alpha and composite reliability values. A variable in a study is deemed reliable if Cronbach's alpha value reaches or exceeds 0.7 and the composite reliability value

is between 0.6 and 0.7, which is considered good (Hair et al., 2019). As seen in Table 2, all the variables in this study have Cronbach's alpha and composite reliability values above 7, indicating they are reliable.

Table 2. Results of Reliability Tests

Variable	Cronbach's Alpha	Composite Reliability
Toxic Workplace (TW)	0.897	0.930
Perceived Organizational Support (POS)	0.839	0.844
Employee Well-being (EW)	0.914	0.931
Employee Performance (EP)	0.959	0.961

Source: primary data processing

In hypothesis testing, the value to be observed is the t-statistic value, which ideally should exceed 1.96 for a hypothesis to be accepted or to have a significant influence. Similarly, the p-value needs to be considered; if the value is less than 0.05, then the hypothesis in the study can be accepted, and the opposite applies as well. Table 3 presents the results of hypothesis testing within a study investigating the effects of various factors on employee performance, perceived organizational support, and employee well-being. The interpretation of the table is based on the t-statistic and p-value for each hypothesis.

Table 3. Results of Hypothesis Tests

	Hypothesis	t-statistic	p-value	Information
H ₁	Toxic Workplace Environment -> Employee Performance	0.614	0.539	Rejected
H ₂	Toxic Workplace Environment -> Perceived Organizational Support	1.310	0.190	Rejected
H ₃	Toxic Workplace Environment -> Employee Well-being	1.339	0.181	Rejected
H ₄	Perceived Organizational Support -> Employee Performance	4.111	0.000	Supported
H ₅	Employee Well-being -> Employee Performance	2.648	0.008	Supported
H ₆	Toxic Workplace Environment -> Perceived Organizational Support -> Employee Performance	1.172	0.241	Rejected
H ₇	Toxic Workplace Environment -> Employee Well-being -> Employee Performance	1.310	0.259	Rejected

Source: primary data processing

In summary, the study supports the hypotheses that perceived organizational support and employee well-being directly contribute to improved employee performance. However, it rejects the hypotheses concerning the direct and indirect negative impacts of a toxic workplace environment on employee performance, perceived organizational support, and employee well-being. The results of the inner model testing can be seen in Figure 2.

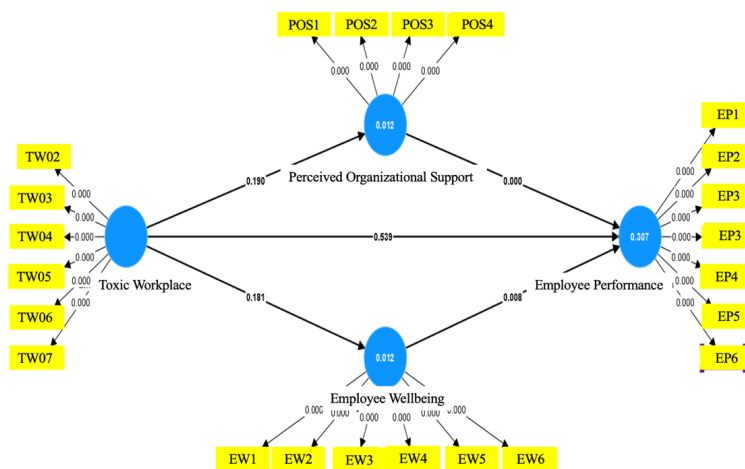


Figure 2. Inner Model Results
Source: primary data processing

This study addresses discrepancies in previous research findings. According to Haeruddin et al. (2022), it is known that employee performance is influenced by the workplace environment, where a toxic work environment can negatively impact employee performance. A toxic work environment can decrease employees' motivation to complete tasks effectively, reducing their contributions to the company. Specifically, a toxic work environment fundamentally affects work efficiency and exacerbates levels of work fatigue among employees. On the other hand, Kurniawan et al. (2023) found results indicating that a toxic work environment does not significantly affect employee performance. Despite the lack of a direct effect, there is still a negative influence exerted by a toxic work environment, resulting in decreased employee performance. Therefore, the findings of this study confirm the research by Kurniawan et al. (2023), stating that a toxic work environment does not significantly affect employee performance. This discrepancy may occur because individuals have a high sense of responsibility as employees, allowing them to complete tasks effectively even in a toxic work environment.

The findings of this study also contradict the research conducted by Wang et al. (2020), which suggests that a toxic work environment influences employees' perceptions of organizational support. In Wang et al.'s study, employees were reported to feel less motivated to complete tasks and could overlook organizational support due to the toxicity of the work environment. However, in this research, the negative behavior experienced did not significantly alter employees' perceptions of organizational support in Java Island, as employees often feel supported by their organization or workplace, even in challenging situations.

The study by Rasool et al. (2021) suggests that when an organization pays attention to the well-being of its employees, the impact of a toxic work environment can be reduced, leading to sustainable organizational performance. However, this research found that a toxic work environment does not affect the well-being of employees in Java Island. Although a toxic work environment can negatively impact employees, arguments suggest this may not directly affect their well-being. Some employees may be able to cope with a toxic work environment by employing effective coping mechanisms or having social support outside of work to help them manage stress (Anjum & Ming, 2018). Personal coping strategies and perceptions of control over the situation in the workplace can also help employees maintain their well-being. However, it is essential to remember that a toxic work environment still has significant adverse effects and can affect various aspects of employees' lives if not adequately addressed.

Employees' perception of organizational support can enhance their motivation and increase productivity. The study by Ridwan et al. (2020) states that organizational support perception influences employee performance. Employees with a high perception of organizational support feel that the organization is willing to provide it in situations where they most need job support. Employees feel valued, cared for, and recognized, and the reciprocation provided can increase their perseverance and mutual respect. The findings of this research align with the study by Chen et al. (2020) regarding the influence of organizational support perception on employee performance. That study highlights the importance of organizational support in providing a new perspective for critical organizational stakeholders and authorities to develop performance-related management strategies. Effective performance management will result in continuous learning, collaboration, problem-solving, and work initiatives.

Yan et al. (2020) define performance as the recorded outcomes obtained over a specific period, wherein when employees feel their well-being is assured and attended to, the reciprocal contribution they can provide to the organization is active participation, thereby enhancing employee performance outcomes. The findings of this research support Yan et al.'s (2020) statement that employee well-being influences employee performance. This study found that the sense of security felt by employees in the workplace would drive work motivation to effectively fulfill job responsibilities according to each individual's job description. When job responsibilities are satisfactorily fulfilled, completing tasks encourages employees to be more diligent.

So far, no research has been found regarding the influence of a toxic work environment on employee performance mediated by organizational support perception. However, a study by Kurniawan et al. (2023) used other mediating variables in the relationship between a toxic work environment and employee performance, namely employee engagement and work stress, and the results showed that both variables could act as mediators. However, in this study, organizational support perception could not mediate the relationship between a toxic work environment and employee performance. This is suspected to occur due to two reasons. First, the presence of alternative mediating factors that more directly affect employee performance than organizational support perception. Second, the respondents in this study come from diverse organizations, resulting in unique dynamics in their work culture and organizational structure, which makes organizational support perception unable to mediate the relationship between a toxic work environment and employee performance.

Su and Swanson (2019) posit employee well-being as a commendable achievement for individuals exhibiting innovative work behavior, wherein the outcomes of such thinking can lead to enhanced employee performance. To date, no prior research has examined the influence of a toxic work environment on employee performance mediated by organizational support perception. However, a study by Kurniawan et al. (2023) was identified, which utilized other mediating variables, such as employee engagement and work stress, to investigate the impact of a toxic work environment on employee performance, yielding results indicating that both mediator variables mediated the relationship between a toxic work environment and employee performance. Nevertheless, the findings of this research indicate that employee well-being cannot mediate the relationship between a toxic work environment and employee performance. Employee well-being is influenced by multifaceted factors extending beyond the workplace, including personal life, health, and relationships (Pagán-Castaño et al., 2020). Therefore, even if employees experience a sense of well-being, it may not directly translate into improved performance if other factors related to the toxic work environment persist. Well-being encompasses various dimensions, such as physical health, emotional stability, and social connections, which may not directly impact organizational efforts to address workplace toxicity. As a result, the complexity and diverse nature of well-being makes it less suitable as a mediator for the relationship between a toxic work environment and employee performance.

Employee engagement and work stress, as identified in the study by Kurniawan et al. (2023), may play more direct roles in mediating the relationship between a toxic work environment and employee performance than overall well-being. Employee engagement reflects the extent to which employees are invested in their work, while work stress captures the negative psychological and emotional experiences resulting from workplace toxicity. Compared to overall well-being, these variables may offer more direct pathways through which the toxic work environment affects employee performance, a broader and potentially less specific construct. Therefore, the failure to find employee well-being as a mediator could

be attributed to the more direct and specific role played by employee engagement and work stress in mediating the relationship between a toxic work environment and employee performance.

Conclusion

In conclusion, this study yields significant theoretical contributions regarding the influence of a toxic workplace environment on employee performance, organizational support perception, and employee well-being among workers in Java Island, Indonesia. Firstly, it was observed that a toxic workplace environment does not influence employee performance, organizational support perception, or employee well-being. Additionally, the perception of organizational support was found to significantly impact employee performance, while employee well-being also significantly affects employee performance. Furthermore, the study revealed that a toxic workplace environment does not indirectly influence employee performance through organizational support perception or employee well-being as mediating factors among workers in Java Island. Despite the lack of impact, this research contributes novelty by using the perception of organizational support and employee well-being as mediating variables for the relationship between toxic workplace environment and employee performance. These findings provide valuable insights into the dynamics of workplace environments and their effects on employee outcomes, underscoring the importance of addressing organizational support and well-being for enhancing employee performance.

This study offers practical implications for managers or individuals within organizations tasked with monitoring employee performance. In efforts to enhance organizational performance reflected through employee performance, a growing body of research highlights the workplace environment as a significant factor influencing employee performance. The workplace is where everything can impact employees' physical and mental well-being in fulfilling job tasks, both directly and indirectly. Managers or individuals in authority within organizations must pay attention to the workplace environment to foster good employee performance. Organizations or companies, as controllers of the situations and conditions within the workplace, can contribute to improving employee performance. One crucial aspect to consider is ensuring the availability of support that employees can receive. Therefore, companies need to actively enhance employee performance through various means, such as setting individual goals to encourage employees to continually develop new approaches to achieve them continually, thus feeling appreciated for their goals and values. Being a flexible organization is an action that significantly attracts employee contributions. Another implication is to pay close attention to employee well-being. The well-being experienced by employees during work serves as a turning point for the performance they will provide to the company. Employee well-being can be seen from the positive attitudes exhibited by workers, which may arise from the positive intentions they experience while working. Managers can be more empathetic and show their concern for employee relations to create a balance in employees' lives,

both in their work and personal lives, for each individual working as office staff in companies on Java Island.

References

- Afsar, B., Badir, Y., & Khan, M. M. (2015). Person-job fit, person-organization fit and innovative work behavior: the mediating role of innovation trust. *The Journal of High Technology Management Research*, 26(2), 105-116.
- Ahmed, M., Zehou, S., Raza, S. A., Qureshi, M. A., & Yousufi, S. Q. (2020). Impact of CSR and environmental triggers on employee green behavior: The mediating effect of employee well-being. *Corporate Social Responsibility and Environmental Management*, 27(5), 2225-2239.
- Alshaabani, A., Naz, F., Magda, R., & Rudnak, I. (2021). Impact of Perceived Organizational Support on OCB in The Time of the COVID-19 Pandemic in Hungary: Employee Engagement and Affective Commitment as Mediators. *Sustainability*, 13(14), 1-21. <https://doi.org/10.3390/su13147800>
- Al-Somaidadee, M. M. (2023). The Effect of Workplace Stress on Employee Engagement, the Mediation Role of Leadership Style. *American Journal of Economics and Business Innovation*, 2(2), 74-85.
- Anjum, A., & Ming, X. (2018). Combating toxic workplace environment: An empirical study in the context of Pakistan. *Journal of Modelling in Management*, 13(3), 675-697.
- Anjum, A., Ming, X., Siddiqi, A., & Rasool, S. (2018). An Empirical Study Analyzing Job Productivity in Toxic Workplace Environments. *International Journal of Environmental Research and Public Health*, 15(5), 1035.
- Audenaert, M., Decramer, A., & George, B. (2021). How to foster employee quality of life: The role of employee performance management and authentic leadership. *Evaluation and Program Planning*, 85, 101909.
- Avey, J.B., Luthans, F., Smith, R.M., & Palmer, N.F. (2010). Impact of positive psychological capital on employee well-being over time. *Journal of Occupational Health Psychology*, 15(1), 17- 28.
- Chen, T., Hao, S., Ding, K., Feng, X., Li, G., & Liang, X. (2020). The impact of organizational support on employee performance. *Employee Relations*, 42(1), 166-179.
- Diamantidis, A. D., & Chatzoglou, P. (2019). Factors affecting employee performance: an empirical approach. *International journal of productivity and performance management*, 68(1), 171-193.
- Fachri. (2023, January 18). Apakah Banyak Karyawan Resign Karena Lingkungan Kerja yang Toxic? Retrieved November 30, 2023 from <https://www.liputan6.com/lifestyle/read/5183553/apakah-banyak-karyawan-resignkarena-lingkungan-kerja-yang-toxic?page=3>
- Fotiadis A., Abdulrahman K., Spyridou A. (2019). The mediating roles of psychological autonomy, competence, and relatedness on work-life balance and well-being. *Frontier in Psychology*, 10,1267.
- Fry, L.W., Latham, J.R., Clinebell, S.K., & Krahnke, K. (2017). Spiritual leadership as a model for performance excellence: A study of Baldrige award recipients.

- Journal of Management, Spirituality & Religion*, 14(1), 22-47.
<https://doi.org/10.1080/14766086.2016.1202130>
- Haeruddin, M. I., Akbar, A., Dipatmodjo, T. S., Kurniawan, A. W., & Abadi, R. R. (2022). The toxicity of our City: The Effect of Toxic Workplace Environment on Employee's Performance. *International Journal of Social Science and Business*, 6(2), 183-190.
- Hair, J. F., Black, W. C., Babin, B. J., & Anderson, R. E. (2014). *Multivariate Data Analysis* (7th ed.). Edinburgh: Pearson Education Limited.
- Hair, J. F. et. al. (2019). Partial Least Squares Structural Equation Modeling-Based Discrete Choice Modeling: An Illustration In Modelling Retailer Choice. *Business Research*, 12(1), 115-142.
- Inuwa, M. (2016). Job Satisfaction and Employee Performance: An Empirical Approach. *Journal of The Millenium University*, 1(1), 2225-2533.
- Katadata Media Network. Kualitas Pekerjaan Indonesia Menurun Akibat Pandemi (2021, December 2). Retrieved 28 November, 2023 from <https://databoks.katadata.co.id/datapublish/2021/12/02/kualitas-pekerjaanindonesia-menurun-akibat-pandemi>
- Kompas. (2023, November 20). Menakar Resiliensi Ekonomi Jatim di Tengah Resesi Global dan Tahun Politik Retrieved Desember 19, 2023 from https://www.kompas.id/baca/nusantara/2023/11/19/menakar-resiliensi-ekonomijatim-ditengah-resesi-global-dan-tahunpolitik?status=sukses_login%3Fstatus_login%3Dlogin&status_login=login
- Kompas.com. (2023, July 17). 1 dari 5 Orang Merasa Tempat Kerjanya Toxic, Ada Apa? Kompas.com.
<https://lifestyle.kompas.com/read/2023/07/17/201538020/1-dari-5-orang-merasa-tempat-kerjanya-toxic-ada-apa?page=all>
- Kontan. (2023, May 8). Pertumbuhan Ekonomi Indonesia Kuartal 1 2023 Tertinggi Kedua Dunia, Cek Datanya. Retrieved Desember 4, 2023 from <https://nasional.kontan.co.id/news/pertumbuhan-ekonomi-indonesia-kuartal-1-2023-tertinggi-kedua-dunia-cek-datanya>
- Kurniawan, S., Bamumin, F. A., & Kusnandar, K. N. (2023). The Effect of Toxic Workplace Environment on Employee Performance Mediated by Employee Engagement and Work Stress Among F&B Employees in Jakarta. *Business Economic, Communication, and Social Sciences*, 5(2), 127-136.
<https://doi.org/10.21512/becossjournal.v5i2.9729>
- McKinsey & Company. (2021). Employee mental health and burnout in Asia: A time to act. Retrieved from <https://www.mckinsey.com/featured-insights/future-of-asia/employee-mental-health-and-burnout-in-asia-a-time-to-act>
- Pagán-Castaño, E., Maseda-Moreno, A., & Santos-Rojo, C. (2020). Well-being in work environments. *Journal of Business Research*, 115, 469-474.
- Pickering, C.E.Z., Nurenberg, K., & Schiamberg, L. (2017). Recognizing and Responding to the 'Toxic' Work Environment: Worker Safety, Patient Safety,

- and Abuse/Neglect in Nursing Homes. *Qualitative Health Research*, 27(12), 1870-1881. <https://doi.org/10.1177/1049732317723889>
- Rasool, S.F., Samma, M., Anjum, A., Munir, M., & Khan, T.M. (2019). Relationship between modern human resource management practices and organizational innovation: 85 Universitas Kristen Petra Empirical investigation from banking sector of China. *International Transaction Journal of Engineering, Management, & Applied Sciences & Technologies*, 10, 1-11. <https://doi.org/10.14456/ITJEMAST.2019.266>
- Rasool, S. F., Wang, M., Tang, M., Saeed, A., & Iqbal, J. (2021). How toxic workplace environment effects the employee engagement: The mediating role of organizational support and employee well-being. *International Journal of Environmental Research and Public Health*, 18(5), 1–17. <https://doi.org/10.3390/ijerph18052294>
- Ridwan, M., Mulyani, S. R., & Ali, H. (2020). Building behavior and performance citizenship: Perceived organizational support and competence (case study at SPMI private university in west Sumatra). *International Journal of Psychosocial Rehabilitation*, 24(6).
- Salin, D., Stride, C., Smith, S., & Santokhie, S. (2023). High-performance work practices and employee well-being: organizational identification as a mediator. *Frontiers in Psychology*, 14, 1175344. <https://doi.org/10.3389/fpsyg.2023.1175344>
- Schleu, J. E., & Hüffmeier, J. (2021). Simply the best? A systematic literature review on the predictive validity of employee performance for leader performance. *Human Resource Management Review*, 31(2), 100777.
- & Bougie, R. (2016). *Research Methods for Business: A Skill-Building Approach* (7th ed.). John Wiley & Sons Ltd.
- Sivapragasam, P., & Raya, R. P. (2017). HRM and Employee Engagement Link: Mediating Role of Employee Well-being. *Global Business Review*, 19(1), 1-15.
- Su, L., & Swanson, S. R. (2019). Perceived corporate social responsibility's impact on the well-being and supportive green behaviors of hotel employees: The mediating role of the employee-corporate relationship. *Tourism Management*, 72, 437–450.
- Taştan, S. B., & Davoudi, S. M. M. (2015). An examination of the relationship between leader-member exchange and innovative work behavior with the moderating role of trust in a leader: A study in the Turkish context. *Procedia-Social and Behavioral Sciences*, 181, 23-32.
- Tran, T. V. (2009). *Developing cross-cultural measurement*. Oxford University Press: London.
- Waileruny, & H., Theresia. (2014). *Perceived organizational support, job satisfaction, dan organizational citizenship behavior pada PT. Bank Maluku cabang utama kota Ambon*. AGORA, 2.
- Wang, Z., Zaman, S., Rasool, S.F., uz Zaman, Q., & Amin, A. (2020). Exploring the Relationships Between a Toxic Workplace Environment, Workplace Stress, and Project Success with the Moderating Effect of Organizational Support:

Empirical Evidence from Pakistan. *Risk Management and Healthcare Policy*, 13, 1055-1067.

Wolf, L.A., Perhats, C., Delao, A.M., & Clark, P.R. (2015). Workplace aggression as cause and effect: Emergency nurses' experiences of working fatigued. *International Emergency Nursing*, 33, 48-52.

Yan, R., Basheer, M. F., Irfan, M., & Rana, T. N. (2020). Role of psychological factors in employee well-being and employee performance: An empirical evidence from Pakistan. *Revista Argentina de Clínica Psicológica*, 29(5), 638.

3. Bukti balasan email & pengumpulan hasil similarities (2 Mei 2024)

4/9/25, 11:23 AM

Petra Christian University Mail - [JMK] Editor Decision



Sherly Rosalina Tanoto <sherlytanoto@petra.ac.id>

[JMK] Editor Decision

Sherly Rosalina Tanoto <sherlytanoto@petra.ac.id>
To: Beny Mahyudi Saputra <ojs.uniskakdr@gmail.com>
Cc: Tita Edenia <d11180419@john.petra.ac.id>

Thu, May 2, 2024 at 2:52 PM

Dear Bapak Beny Mahyudi Saputra,

Thank you for your email and the opportunity to revise my manuscript titled "Toxic Workplaces and Employee Performance: The Mediating Role of Organizational Support and Well-being in Java Island" for further consideration by JMK (Jurnal Manajemen dan Kewirausahaan).

I appreciate the editorial team's efforts in assessing my work and am grateful for the feedback provided. I understand that revisions are required to meet the journal's standards, and I am eager to address these areas to improve the manuscript.

Our plagiarism report has a similarity index of 12%. Hereby I attach the result.

Thank you once again for your consideration.

[Quoted text hidden]

—
Blessings,
Sherly Rosalina Tanoto

 **Toxic Workplace.pdf**
3414K

Toxic Workplace

by Perpustakaan Referensi

Submission date: 02-May-2024 02:46PM (UTC+0700)

Submission ID: 2185228339

File name: urnitin_Toxic_Workplace_Environment_on_Employee_Performance.docx (300.12K)

Word count: 6099

Character count: 37587

Toxic Workplaces and Employee Performance: The Mediating Role of Organizational Support and Well-being in Java Island

Abstract

This study examines the influence of a toxic workplace environment on employee performance, organizational support perception, and employee well-being among workers in Java Island, Indonesia. Utilizing a quantitative research approach, data were collected from 321 permanent employees. Structural Equation Modeling with Partial Least Square (PLS) was employed for analysis. Findings indicate that a toxic workplace environment does not directly impact employee performance, organizational support perception, or employee well-being. However, organizational support perception significantly affects employee performance, and employee well-being also significantly impacts employee performance. Moreover, a toxic workplace environment does not indirectly influence employee performance through organizational support perception or employee well-being as mediating factors. Despite the lack of direct impact, this research contributes novelly by utilizing perception of organizational support and employee well-being as mediating variables for the relationship between toxic workplace environment and employee performance. Practically, the study underscores the importance of addressing organizational support and employee well-being to enhance employee performance in organizations. Managers and organizational leaders must prioritize creating conducive work environments and providing adequate support to foster employee well-being, ultimately leading to improved organizational performance.

Keywords: employee performance, employee well-being, perceived organizational support, toxic workplace environment

Introduction

The era of globalization is an era full of challenges and fierce competition. Organizations or companies competing in globalization must have a solid competitive advantage. Competitive advantage can be achieved through human resource management, where human resources are an essential component of the company that creates the value of competitive advantage, which means that without human resources, the company cannot have a competitive advantage over other organizations or companies. One of the contributions to realizing a competitive organization is the performance of the organization, as indicated by the performance of human resources or each individual in it, in this case, employee performance.

Employee performance plays a vital role in an organization's achieving its goals. Employee performance refers to the extent of accomplishment of tasks or activities aimed at fulfilling the goals, objectives, mission, and vision outlined in an organization's strategic plan (Schleu & Huffmeier, 2021). Performance can be measured from the quality and quantity of work handling results by employees

(Audenaert et al., 2021; Diamantidis & Chatzoglou, 2018). Quality perspective is evaluated by assessing work outcomes according to organizational standards, while quantity is determined by the rate of task completion or the number of units produced by employees. Skilled and competent employees contribute to the company's performance, and their departure can lead to losses for the organization.

Badan Pusat Statistik (BPS) states that the quality of Indonesian workers in 2020 has decreased more than the previous year due to the pandemic, so the performance provided has not been maximized (Katadata Media Network, 2021). In Indonesia, high job mobility and dynamic movements occur on the island of Java. One of the provinces on the island of Java is East Java, which in 2023 was moderated due to the impact of the globalization crisis. However, its performance is predicted to increase in 2024, even though the global crisis still threatens the five-year democratic party. "Bumi Majapahit" has high resilience in the economic sector (Kompas, 2023). This can be an illustration related to workers' performance on the island of Java, where performance is a highly calculated achievement by every organization in fulfilling the company's vision going forward.

One of the factors that drive performance levels is the work environment. The work environment is a condition or situation in which all workers or employees of a company are interrelated and related in carrying out all work activities. The condition of the work environment in the company can affect employee performance, productivity, and ideas both positively and negatively. A conducive and healthy work environment can help increase employee efficiency and productivity. On the contrary, if the work environment is not well organized, it can negatively influence employees.

Pickering et al. (2017) mentioned that there are two types of work environments, namely, collaborative work environments and toxic work environments. A collaborative work environment is a friendlier place with the right mix of fun, engagement, and behavior of the organization's residents, in this case, employees (Wolf et al., 2015). Meanwhile, toxic work environments are defined by narcissistic behaviors such as offensive and aggressive leaders, threatening behaviors from managers to coworkers, bullying, and exclusion (Rasool et al., 2021). Simply put, a collaborative work environment can increase employee productivity, and a toxic work environment can decrease employee performance.

Over the past few decades, Indonesia has witnessed significant industrialization, urbanization, and economic growth. According to Trading Economics data (2023), Indonesia is one of the countries with high economic growth among the G20 countries (Pertumbuhan Ekonomi Indonesia Kuartal I 2023 Tertinggi Kedua Dunia. Cek Datanya, 2023). Data from the Badan Pusat Statistik (BPS) shows that Indonesia's economic growth in the first quarter of 2023 was recorded at 5.03 percent, slightly higher than in the previous year's first quarter (Kontan, 2023). However, high economic growth does not equate to guaranteed public welfare. Many working people are still living on less than a decent standard of living and in high-toxic work environments.

In today's competitive job market, more and more individuals want to be able to compete with each other and excel over other individuals in all kinds of ways. This is a reflection that not all work environments are in a healthy condition. The social environment is considered one of the factors that can affect employee performance (Rasool, 2019). Based on McKinsey's (2021) data on Employee

Mental Health and Burnout in Asia: A Time to Act, a quarter of employees worldwide experience burnout. In Asia alone, that figure rises to one in three employees experiencing it. By a large margin, across 15 countries and all dimensions, "toxic work behaviors" are the most significant predictor of burnout symptoms and intention to resign."

In Indonesia, toxic work environments pose a dilemma for employees to stay or resign voluntarily from the company. A report released by MIT Sloan Management Review revealed that a toxic workplace culture is more than ten times more likely to cause employees to quit their jobs than the cause of low pay (Fachri, 2023). An International Labor Organization report in 2022 found that 1 in 5 people feel their workplace is toxic, where 70.93 percent of workers in Indonesia have been victims of an unhealthy work environment (Kompas.com, 2023). This condition emphasizes that the work environment in Indonesia is still very much in need of attention to be improved.

Employee perceptions of organizational support are another factor that can support improved employee performance. According to Colakuglu et al. in Waileruny (2014), perceived organizational support can be defined as employee perceptions of how much the company values and cares about employees. When the organization provides support, employees will feel more valued in terms of contributions and welfare that are considered, so as a result, employees tend to be more enthusiastic about fulfilling job responsibilities (Alshaabani et al., 2021).

Another factor supporting the improvement of employee performance is employee well-being. Employee well-being is associated with a person's feelings of happiness based on a sense of security and satisfaction (Avey et al., 2010), so it can be seen that if the work environment is not cooperative, it will very certainly disturb a person's sense of security and employees may increasingly distance themselves from involvement with the company and employee well-being will be disrupted. Sivapragasam and Raya (2017) explain that employee well-being in the workplace can play an essential role in developing relationships between employees to achieve superior performance and employee safety and health for the company in the future.

This study aims to analyze the influence of toxic work environments on employee performance, organizational support perceptions, and employee well-being in Java Island. The research involves understanding the impact of unhealthy work environments on employee performance and how organizational support perceptions and employee well-being can affect these dynamics. In this context, focus is also given to the relationship between toxic work environments, organizational support perceptions, and employee well-being as factors influencing employee performance in the region. This study also aims to address the research directive (Rasool et al., 2021; Haeruddin et al., 2022; Kurniawan et al., 2023), which suggests the necessity of conducting research in other countries for comparison purposes and utilizing different organizational outcome variables, mainly focusing on employee performance.

Concerning the relationship between a toxic workplace environment and employee performance, Haeruddin et al. (2022) demonstrated that the degree of employee performance is influenced by the work environment, with a toxic workplace having a detrimental impact on employee performance. A toxic work environment can reduce employee motivation to complete tasks optimally so that

contributions to the company will decrease. A toxic workplace environment will affect work efficiency and worsen the level of fatigue in employees. Kurniawan et al. (2023) showed results that the toxic workplace environment did not have a significant effect on employee performance directly. Although it does not have a direct effect, there is still a negative influence given by the toxic work environment, which causes a decrease in employee performance levels. Therefore, this study hypothesizes:

H₁: Toxic workplace environment affects employee performance.

Toxic work environments harm employee performance outcomes, such as stress and burnout. Wang et al. (2020) discovered that perceived support from the organization positively influences employee commitment and performance in the workplace, leading to enhanced outcomes. When employees feel support from the organization, their cognitive and emotional evaluations of the organization will be stronger. According to Rasool et al. (2021), a high level of organizational support will allow employees to produce high performance, even if that performance decreases due to unfavorable work environment characteristics. Based on the explanation above, the hypothesis is obtained:

H₂: Toxic workplace environment affects perceived organizational support.

Mental health is closely related to work environment conditions. An unpleasant work environment can disrupt a person's sense of security and negatively impact well-being. Toxic workplace environments have consequences that are closely related to employees' mental health, such as increased stress, anxiety, fear, and insecurity. Al-Somaidae (2023) asserted that the repercussions of toxic workplace environments on employee health pose challenges in attaining employee well-being. Salin et al. (2023) supplemented this by indicating that such environments lead to reduced employee performance and productivity. The prolonged cycle of negative influences from the toxic workplace environment will ultimately impact employee well-being and performance. Based on the explanation above, the hypothesis is obtained:

H₃: Toxic workplace environment affects employee well-being.

Employee perceptions of organizational support can increase employee motivation and increase productivity. Research by Ridwan et al. (2020) states that perceptions of organizational support affect employee performance. Employees with high perceptions of organizational support feel that the organization is willing to provide this assistance in the situation most in need of job support. Employees will feel valued, cared for, and recognized, and the interchange provided can increase work diligence and respect for one another. This situation can improve employee performance. (Afsar et al., 2015; Fry et al., 2017; Wang et al., 2020) show that the perception of organizational support has a positive impact on employee performance and can increase commitment and productivity to the organization so that company values can be maintained. Based on the explanation above, the hypothesis is obtained:

H₄: Perceived organizational support affects employee performance.

It is the productivity and viability of employees that determine the efficiency and viability of an organization. Employee performance plays a vital role in productivity and is critical to understanding organizational performance (Inuwa, 2016). Nowadays, employee well-being is an issue in the business environment.

Employee well-being, in general, is to improve employee health in terms of work safety. Yan et al. (2020) explain performance as a record of the results obtained for a certain period, where when employees feel that their welfare is guaranteed and cared for, the interchange that can be given to the organization is an active contribution so that the results of employee performance also increase. Based on the explanation above, the hypothesis is obtained:

H5: Employee well-being affects employee performance.

Fry et al. (2017) show that perceived organizational support significantly influences performance outcomes, employee work commitment, and employee performance. Perceived organizational support has a positive impact on dynamic behavior in the workplace. When employees feel support from the organization, work motivation leads to high productivity. So, it can be assumed that high organizational support will allow employees to produce high performance, even if that performance decreases due to unfavorable work environment characteristics (Rasool et al., 2021). Based on the explanation above, the hypothesis is obtained:

H6: Toxic workplace environment affects employee performance through perceived organizational support as mediation.

The work environment is designed to organize its workforce according to the social nature of individuals to produce better performance. According to Haeruddin et al. (2022), the workplace environment significantly influences employee performance, with a toxic work environment having a detrimental effect. Arenas et al. (2015) discovered that employee well-being serves as a motivator for all levels of staff, from executives to administrative personnel. This suggests that organizational commitment contributes to employee well-being. Additionally, Fotiadis et al. (2021) concluded that the quality of work life is intertwined with employee performance due to the reciprocal nature of organizational behavior. An employee will perform nicely and optimally if concern for the organization arises, even if the performance decreases due to unfavorable work environment characteristics (Rasool et al., 2021). Based on the explanation above, the hypothesis is obtained:

H7: Toxic workplace environment affects employee performance through employee well-being as mediation.

Figure 1 illustrates the research framework utilized in this study. Straight arrows indicate direct relationships between variables, while dashed arrows indicate indirect relationships with mediation among the variables used in this study, and the hypotheses being tested are already stated.

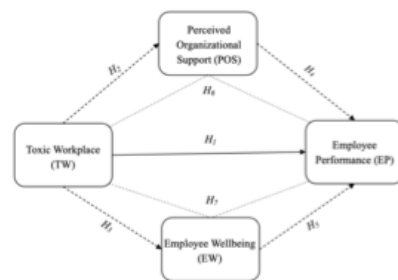


Figure 1. Research Model

Methodology

The type of research used in this study is quantitative research. Quantitative research involves using numbers through structured questions in data collection (Sekaran & Bougie, 2016). The population taken for this study consists of permanent employees working on the island of Java. This research uses a non-probability sampling technique. Non-probability sampling is a sample selected based on the availability of respondents or researcher considerations based on criteria (Sekaran & Bougie, 2016). The criteria for respondents in this study are permanent employees located on the island of Java, with a minimum tenure of 1 (one) year. This criterion is used in this study assuming that permanent employees who have worked for one year or more have understood the situation or conditions of the environment and the behavior of their superiors or coworkers in the workplace. Determination of sample size by Hair et al. (2014) suggests that the minimum sample size is 100 or more. The research sample amounted to 321 employees.

This study will utilize questionnaire items adapted from the research of Rasool et al. (2021), Wang et al. (2020), Ahmed et al. (2020), and Tastan et al. (2015). Adaptation of the questionnaire was conducted by carefully translating and modifying it to ensure that the meanings of the items between the original language and the designated language remain consistent (Tran, 2009, p.16). The translation was performed using back translation, a process where the research questionnaire items are translated from the original language to the designated language and then back to the original language to ensure the congruence of meanings (Tran, 2009, p.32).

The survey on toxic work environments was adopted from the studies conducted by Anjum et al. (2018) and Rasool et al. (2019), as utilized in Rasool et

al.'s (2021) research, boasting a reliability level of 0.935 and comprising seven items. Meanwhile, the questionnaire assessing employees' perception of support was sourced from Wang et al. (2020), also featured in Rasool et al.'s (2021) investigation, demonstrating a reliability level of 0.784 and consisting of 4 items. The questionnaire gauging employee well-being was adapted from Ahmed et al. (2020) and incorporated into Rasool et al.'s (2021) research, showcasing a reliability level of 0.843 and comprising six items. Lastly, the survey concerning employee performance was drawn from William and Anderson (1991, in Tastan, 2015), boasting a reliability level of 0.797 and 7 items. Each of these surveys employs a Likert scale with a 5-point range, spanning from strongly disagree to agree strongly.

Data were analyzed using Structural Equation Modeling with Partial Least Square (PLS) method using SmartPLS 4. Partial Least Square (PLS) is a variant-based structural equation analysis (SEM) that tests measurement and structural models simultaneously. There are two measurement models in SmartPLS, namely the outer model and the inner model. The outer model is used to test validity and reliability, while the inner model is used to test the research model's feasibility and the proposed hypothesis.

Result and Discussion

Validity and reliability tests were used to evaluate the outcomes of examining the measurement model. First, a validity test is employed to examine a questionnaire's list of questions to identify the research variables. The preliminary step included identifying variables with a factor loading value exceeding 0.7 and discarding those with a factor loading beneath this threshold (Hair et al., 2019). The validity test results for the variables toxic workplace environment, perceived organizational support, employee well-being, and employee performance indicate that the **comit** value on each question for each variable is more significant than 0.7, indicating that the data in this study are valid (Table 1). Only one indicator was invalid, exhibiting an outer loading value below 0.5. This indicator pertains to the first item of the toxic workplace variable. Hence, it had to be deleted. The test for convergent validity is based not only on the outer loading values but also on the Average Variance Extracted (AVE) values. A variable is considered valid if its AVE value is more significant than 0.5 (Hair et al., 2019).

Table 1. Loading Factor and AVE

Variable	Indicators	Outer Loading	AVE
Toxic Workplace (TW)	TW2	0.854	0.655
	TW3	0.794	
	TW4	0.806	
	TW5	0.730	
	TW6	0.867	
	TW7	0.796	
Perceived Organizational	POS1	0.854	0.674

Support (POS)	POS2	0.808	
	POS3	0.815	
	POS4	0.805	
Employee Well-being (EW)	EW1	0.820	0.698
	EW2	0.815	
	EW3	0.849	
	EW4	0.872	
	EW5	0.870	
	EW6	0.786	
Employee Performance	EP1	0.876	0.806
	EP2	0.932	
	EP3	0.915	
	EP4	0.937	
	EP5	0.794	
	EP6	0.908	
	EP7	0.914	

Source: primary data processing

The reliability test is conducted to determine the accuracy of the constructed structural model, ensuring that the data can be considered reliable or consistent (Hair et al., 2019). Reliability testing can be assessed by examining Cronbach's alpha and composite reliability values. A variable in a study is deemed reliable if Cronbach's alpha value reaches or exceeds 0.7 and the composite reliability value is between 0.6 and 0.7, which is considered good (Hair et al., 2019). As seen in Table 2, all the variables in this study have Cronbach's alpha and composite reliability values above 0.7, indicating they are reliable.

Table 2. Results of Reliability Tests

Variable	Cronbach's Alpha	Composite Reliability
Toxic Workplace (TW)	0.897	0.930
Perceived Organizational Support (POS)	0.839	0.844
Employee Well-being (EW)	0.914	0.931
Employee Performance (EP)	0.959	0.961

Source: primary data processing

In hypothesis testing, the value to be observed is the t-statistic value, which ideally should exceed 1.96 for a hypothesis to be accepted or to have a significant

influence. Similarly, the p-value needs to be considered; if the value is less than 0.05, then the hypothesis in the study can be accepted, and the opposite applies as well. Table 3 presents the results of hypothesis testing within a study investigating the effects of various factors on employee performance, perceived organizational support, and employee well-being. The interpretation of the table is based on the t-statistic and p-value for each hypothesis.

Table 3. Results of Hypothesis Tests

	Hypothesis	t-statistic	p-value	Information
H ₁	Toxic Workplace Environment -> Employee Performance	0.614	0.539	Rejected
H ₂	Toxic Workplace Environment -> Perceived Organizational Support	1.310	0.190	Rejected
H ₃	Toxic Workplace Environment -> Employee Well-being	1.339	0.181	Rejected
H ₄	Perceived Organizational Support -> Employee Performance	4.111	0.000	Supported
H ₅	Employee Well-being -> Employee Performance	2.648	0.008	Supported
H ₆	Toxic Workplace Environment -> Perceived Organizational Support -> Employee Performance	1.172	0.241	Rejected
H ₇	Toxic Workplace Environment -> Employee Well-being -> Employee Performance	1.310	0.259	Rejected

Source: primary data processing

In summary, the study supports the hypotheses that perceived organizational support and employee well-being directly contribute to improved employee performance. However, it rejects the hypotheses concerning the direct and indirect negative impacts of a toxic workplace environment on employee performance, perceived organizational support, and employee well-being. The results of the inner model testing can be seen in Figure 2.

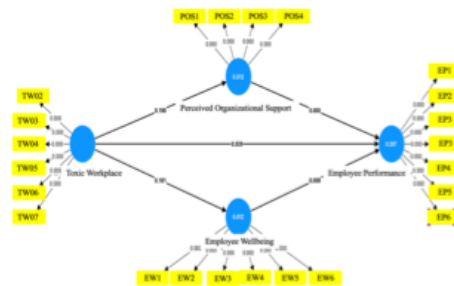


Figure 2. Inner Model Results
Source: primary data processing

This study addresses discrepancies in previous research findings. According to Haeruddin et al. (2022), it is known that employee performance is influenced by the workplace environment, where a toxic work environment can negatively impact employee performance. A toxic work environment can decrease employees' motivation to complete tasks effectively, reducing their contributions to the company. Specifically, a toxic work environment fundamentally affects work efficiency and exacerbates levels of work fatigue among employees. On the other hand, Kurniawan et al. (2023) found results indicating that a toxic work environment does not significantly affect employee performance. Despite the lack of a direct effect, there is still a negative influence exerted by a toxic work environment, resulting in decreased employee performance. Therefore, the findings of this study confirm the research by Kurniawan et al. (2023), stating that a toxic work environment does not significantly affect employee performance. This discrepancy may occur because individuals have a high sense of responsibility as employees, allowing them to complete tasks effectively even in a toxic work environment.

The findings of this study also contradict the research conducted by Wang et al. (2020), which suggests that a toxic work environment influences employees' perceptions of organizational support. In Wang et al.'s study, employees were reported to feel less motivated to complete tasks and could overlook organizational support due to the toxicity of the work environment. However, in this research, the negative behavior experienced did not significantly alter employees' perceptions of organizational support in Java Island, as employees often feel supported by their organization or workplace, even in challenging situations.

The study by Rasool et al. (2021) suggests that when an organization pays attention to the well-being of its employees, the impact of a toxic work environment can be reduced, leading to sustainable organizational performance. However, this research found that a toxic work environment does not affect the well-being of

employees in Java Island. Although a toxic work environment can negatively impact employees, arguments suggest this may not directly affect their well-being. Some employees may be able to cope with a toxic work environment by employing effective coping mechanisms or having social support outside of work to help them manage stress (Anjum & Ming, 2018). Personal coping strategies and perceptions of control over the situation in the workplace can also help employees maintain their well-being. However, it is essential to remember that a toxic work environment still has significant adverse effects and can affect various aspects of employees' lives if not adequately addressed.

Employees' perception of organizational support can enhance their motivation and increase productivity. The study by Ridwan et al. (2020) states that organizational support perception influences employee performance. Employees with a high perception of organizational support feel that the organization is willing to provide it in situations where they most need job support. Employees feel valued, cared for, and recognized, and the reciprocation provided can increase their perseverance and mutual respect. The findings of this research align with the study by Chen et al. (2020) regarding the influence of organizational support perception on employee performance. That study highlights the importance of organizational support in providing a new perspective for critical organizational stakeholders and authorities to develop performance-related management strategies. Effective performance management will result in continuous learning, collaboration, problem-solving, and work initiatives.

Yan et al. (2020) define performance as the recorded outcomes obtained over a specific period, wherein when employees feel their well-being is assured and attended to, the reciprocal contribution they can provide to the organization is active participation, thereby enhancing employee performance outcomes. The findings of this research support Yan et al.'s (2020) statement that employee well-being influences employee performance. This study found that the sense of security felt by employees in the workplace would drive work motivation to effectively fulfill job responsibilities according to each individual's job description. When job responsibilities are satisfactorily fulfilled, completing tasks encourages employees to be more diligent.

So far, no research has been found regarding the influence of a toxic work environment on employee performance mediated by organizational support perception. However, a study by Kurniawan et al. (2023) used other mediating variables in the relationship between a toxic work environment and employee performance, namely employee engagement and work stress, and the results showed that both variables could act as mediators. However, in this study, organizational support perception could not mediate the relationship between a toxic work environment and employee performance. This is suspected to occur due to two reasons. First, the presence of alternative mediating factors that more directly affect employee performance than organizational support perception. Second, the respondents in this study come from diverse organizations, resulting in unique dynamics in their work culture and organizational structure, which makes organizational support perception unable to mediate the relationship between a toxic work environment and employee performance.

Su and Swanson (2019) posit employee well-being as a commendable achievement for individuals exhibiting innovative work behavior, wherein the

outcomes of such thinking can lead to enhanced employee performance. To date, no prior research has examined the influence of a toxic work environment on employee performance mediated by organizational support perception. However, a study by Kurniawan et al. (2023) was identified, which utilized other mediating variables, such as employee engagement and work stress, to investigate the impact of a toxic work environment on employee performance, yielding results indicating that both mediator variables mediated the relationship between a toxic work environment and employee performance. Nevertheless, the findings of this research indicate that employee well-being cannot mediate the relationship between a toxic work environment and employee performance. Employee well-being is influenced by multifaceted factors extending beyond the workplace, including personal life, health, and relationships (Pagán-Castaño et al., 2020). Therefore, even if employees experience a sense of well-being, it may not directly translate into improved performance if other factors related to the toxic work environment persist. Well-being encompasses various dimensions, such as physical health, emotional stability, and social connections, which may not directly impact organizational efforts to address workplace toxicity. As a result, the complexity and diverse nature of well-being makes it less suitable as a mediator for the relationship between a toxic work environment and employee performance.

Employee engagement and work stress, as identified in the study by Kurniawan et al. (2023), may play more direct roles in mediating the relationship between a toxic work environment and employee performance than overall well-being. Employee engagement reflects the extent to which employees are invested in their work, while work stress captures the negative psychological and emotional experiences resulting from workplace toxicity. Compared to overall well-being, these variables may offer more direct pathways through which the toxic work environment affects employee performance, a broader and potentially less specific construct. Therefore, the failure to find employee well-being as a mediator could be attributed to the more direct and specific role played by employee engagement and work stress in mediating the relationship between a toxic work environment and employee performance.

Conclusion

In conclusion, this study yields significant theoretical contributions regarding the influence of a toxic workplace environment on employee performance, organizational support perception, and employee well-being among workers in Java Island, Indonesia. Firstly, it was observed that a toxic workplace environment does not influence employee performance, organizational support perception, or employee well-being. Additionally, the perception of organizational support was found to significantly impact employee performance, while employee well-being also significantly affects employee performance. Furthermore, the study revealed that a toxic workplace environment does not indirectly influence employee performance through organizational support perception or employee well-being as mediating factors among workers in Java Island. Despite the lack of impact, this research contributes novelty by using the perception of organizational support and employee well-being as mediating variables for the relationship between toxic workplace environment and employee performance. These findings provide valuable insights into the dynamics of workplace environments and their effects on

employee outcomes, underscoring the importance of addressing organizational support and well-being for enhancing employee performance.

This study offers practical implications for managers or individuals within organizations tasked with monitoring employee performance. In efforts to enhance organizational performance reflected through employee performance, a growing body of research highlights the workplace environment as a significant factor influencing employee performance. The workplace is where everything can impact employees' physical and mental well-being in fulfilling job tasks, both directly and indirectly. Managers or individuals in authority within organizations must pay attention to the workplace environment to foster good employee performance. Organizations or companies, as controllers of the situations and conditions within the workplace, can contribute to improving employee performance. One crucial aspect to consider is ensuring the availability of support that employees can receive. Therefore, companies need to actively enhance employee performance through various means, such as setting individual goals to encourage employees to continually develop new approaches to achieve them continually, thus feeling appreciated for their goals and values. Being a flexible organization is an action that significantly attracts employee contributions. Another implication is to pay close attention to employee well-being. The well-being experienced by employees during work serves as a turning point for the performance they will provide to the company. Employee well-being can be seen from the positive attitudes exhibited by workers, which may arise from the positive intentions they experience while working. Managers can be more empathetic and show their concern for employee relations to create a balance in employees' lives, both in their work and personal lives, for each individual working as office staff in companies on Java Island.

References

- Afsar, B., Badir, Y., & Khan, M. M. (2015). Person-job fit, person-organization fit and innovative work behavior: the mediating role of innovation trust. *The Journal of High Technology Management Research*, 26(2), 105-116.
- Ahmed, M., Zehou, S., Raza, S. A., Qureshi, M. A., & Yousufi, S. Q. (2020). Impact of CSR and environmental triggers on employee green behavior: The mediating effect of employee well-being. *Corporate Social Responsibility and Environmental Management*, 27(5), 2225-2239.
- Alshaabani, A., Naz, F., Magda, R., & Rudnak, I. (2021). Impact of Perceived Organizational Support on OCB in The Time of the COVID-19 Pandemic in Hungary: Employee Engagement and Affective Commitment as Mediators. *Sustainability*, 13(14), 1-21. <https://doi.org/10.3390/su13147800>
- Al-Somaidace, M. M. (2023). The Effect of Workplace Stress on Employee Engagement, the Mediation Role of Leadership Style. *American Journal of Economics and Business Innovation*, 2(2), 74-85.
- Anjum, A., & Ming, X. (2018). Combating toxic workplace environment: An empirical study in the context of Pakistan. *Journal of Modelling in Management*, 13(3), 675-697.
- Anjum, A., Ming, X., Siddiqi, A., & Rasool, S. (2018). An Empirical Study Analyzing Job Productivity in Toxic Workplace Environments. *International Journal of Environmental Research and Public Health*, 15(5),

- 1035.
- Audenaert, M., Decramer, A., & George, B. (2021). How to foster employee quality of life: The role of employee performance management and authentic leadership. *Evaluation and Program Planning*, 85, 101909.
- Avey, J.B., Luthans, F., Smith, R.M., & Palmer, N.F. (2010). Impact of positive psychological capital on employee well-being over time. *Journal of Occupational Health Psychology*, 15(1), 17-28.
- Chen, T., Hao, S., Ding, K., Feng, X., Li, G., & Liang, X. (2020). The impact of organizational support on employee performance. *Employee Relations*, 42(1), 166-179.
- Diamantidis, A. D., & Chatzoglou, P. (2019). Factors affecting employee performance: an empirical approach. *International journal of productivity and performance management*, 68(1), 171-193.
- Fachri. (2023, January 18). Apakah Banyak Karyawan Resign Karena Lingkungan Kerja yang Toxic? Retrieved November 30, 2023 from <https://www.diputan6.com/lifestyle/read/5183553/apakah-banyak-karyawan-resignkarena-lingkungan-kerja-yang-toxic?page=3>
- Fotiadis A., Abdulrahman K., Spyridou A. (2019). The mediating roles of psychological autonomy, competence, and relatedness on work-life balance and well-being. *Frontier in Psychology*, 10,1267.
- Fry, L.W., Latham, J.R., Clinebell, S.K., & Krahmke, K. (2017). Spiritual leadership as a model for performance excellence: A study of Baldrige award recipients. *Journal of Management, Spirituality & Religion*, 14(1), 22-47. <https://doi.org/10.1080/14766086.2016.1202130>
- Haeruddin, M. I., Akbar, A., Dipotmodjo, T. S., Kurniawan, A. W., & Abadi, R. (2022). The toxicity of our City: The Effect of Toxic Workplace Environment on Employee's Performance. *International Journal of Social Science and Business*, 6(2), 183-190.
- Hair, J. F., Black, W. C., Babin, B. J., & Anderson, R. E. (2014). *Multivariate Data Analysis* (7th ed.). Edinburgh: Pearson Education Limited.
- Hair, J. F. et al. (2019). Partial Least Squares Structural Equation Modeling-Based Discrete Choice Modeling: An Illustration In Modelling Retailer Choice. *Business Research*, 12(1), 115-142.
- Inuwa, M. (2016). Job Satisfaction and Employee Performance: An Empirical Approach. *Journal of The Millenium University*, 1(1), 2225-2533.
- Katadata Media Network. Kualitas Pekerjaan Indonesia Menurun Akibat Pandemi (2021, December 2). Retrieved 28 November, 2023 from <https://databoks.katadata.co.id/datapublish/2021/12/02/kualitas-pekerjaanindonesia-menurun-akibat-pandemi>
- Kompas. (2023, November 20). Menakar Resiliensi Ekonomi Jatim di Tengah Resesi Global dan Tahun Politik Retrieved Desember 19, 2023 from https://www.kompas.id/baca/nusantara/2023/11/19/menakar-resiliensi-ekonomijatim-ditengah-resesi-global-dan-tahunpolitik?status=sukses_login%3Fstatus_login%3Dlogin&status_login=login
- Kompas.com. (2023, July 17). 1 dari 5 Orang Merasa Tempat Kerjanya Toxic, Ada Apa? Kompas.com. <https://lifestyle.kompas.com/read/2023/07/17/201538020/1-dari-5-orang->

- merasa-tempat-kerjanya-toxic-ada-apa?page=all
- Kontan. (2023, May 8). Pertumbuhan Ekonomi Indonesia Kuartal I 2023 Tertinggi Kedua Dunia, Cek Datanya. Retrieved Desember 4, 2023 from <https://nasional.kontan.co.id/news/pertumbuhan-ekonomi-indonesia-kuartal-1-2023-tertinggi-kedua-dunia-cek-datanya>
- Kurniawan, S., Bamumin, F. A., & Kusnandar, K. N. (2023). The Effect of Toxic Workplace Environment on Employee Performance Mediated by Employee Engagement and Work Stress Among F&B Employees in Jakarta. *Business Economic, Communication, and Social Sciences*, 5(2), 127-136. <https://doi.org/10.21512/becossjournal.v5i2.9729>
- McKinsey & Company. (2021). Employee mental health and burnout in Asia: A time to act. Retrieved from <https://www.mckinsey.com/featured-insights/future-of-asia/employee-mental-health-and-burnout-in-asia-a-time-to-act>
- Pagán-Castaño, E., Maseda-Moreno, A., & Santos-Rojo, C. (2020). Well-being in work environments. *Journal of Business Research*, 115, 469-474.
- Pickering, C.E.Z., Nuremberg, K., & Schiamburg, L. (2017). Recognizing and Responding to the 'Toxic' Work Environment: Worker Safety, Patient Safety, and Abuse/Neglect in Nursing Homes. *Qualitative Health Research*, 27(12), 1870-1881. <https://doi.org/10.1177/1049732317723889>
- Rasool, S.F., Samma, M., Anjum, A., Munir, M., & Khan, T.M. (2019). Relationship between modern human resource management practices and organizational innovation: 85 Universitas Kristen Petra Empirical investigation from banking sector of China. *International Transaction Journal of Engineering, Management, & Applied Sciences & Technologies*, 10, 1-11. <https://doi.org/10.14456/ITJEMAST.2019.266>
- Rasool, S. F., Wang, M., Tang, M., Saeed, A., & Iqbal, J. (2021). How toxic workplace environment effects the employee engagement: The mediating role of organizational support and employee well-being. *International Journal of Environmental Research and Public Health*, 18(5), 1–17. <https://doi.org/10.3390/ijerph18052294>
- Ridwan, M., Mulyani, S. R., & Ali, H. (2020). Building behavior and performance citizenship: Perceived organizational support and competence (case study at SPMI private university in west Sumatra). *International Journal of Psychosocial Rehabilitation*, 24(6).
- Salin, D., Stride, C., Smith, S., & Santokhie, S. (2023). High-performance work practices and employee well-being: organizational identification as a mediator. *Frontiers in Psychology*, 14, 1175344. <https://doi.org/10.3389/fpsyg.2023.1175344>
- Schleu, J. E., & Hüffmeier, J. (2021). Simply the best? A systematic literature review on the predictive validity of employee performance for leader performance. *Human Resource Management Review*, 31(2), 100777.
- & Bougie, R. (2016). *Research Methods for Business: A Skill-Building Approach* (7th ed.). John Wiley & Sons Ltd.
- Sivapragasam, P., & Raya, R. P. (2017). HRM and Employee Engagement Link: Mediating Role of Employee Well-being. *Global Business Review*, 19(1), 1-15.
- Su, L., & Swanson, S. R. (2019). Perceived corporate social responsibility's impact

- on the well-being and supportive green behaviors of hotel employees: The mediating role of the employee-corporate relationship. *Tourism Management*, 72, 437–450.
- Taştan, S. B., & Davoudi, S. M. M. (2015). An examination of the relationship between leader-member exchange and innovative work behavior with the moderating role of trust in a leader: A study in the Turkish context. *Procedia-Social and Behavioral Sciences*, 181, 23-32.
- Tran, T. V. (2009). *Developing cross-cultural measurement*. Oxford University Press: London.
- Waileruny, & H., Theresia. (2014). *Perceived organizational support, job satisfaction, dan organizational citizenship behavior pada PT. Bank Maluku cabang utama kota Ambon*. AGORA, 2.
- Wang, Z., Zaman, S., Rasool, S.F., uz Zaman, Q., & Amin, A. (2020). Exploring the Relationships Between a Toxic Workplace Environment, Workplace Stress, and Project Success with the Moderating Effect of Organizational Support: Empirical Evidence from Pakistan. *Risk Management and Healthcare Policy*, 13, 1055-1067.
- Wolf, L.A., Perhats, C., Delao, A.M., & Clark, P.R. (2015). Workplace aggression as cause and effect: Emergency nurses' experiences of working fatigued. *International Emergency Nursing*, 33, 48-52.
- Yan, R., Basheer, M. F., Irfan, M., & Rana, T. N. (2020). Role of psychological factors in employee well-being and employee performance: An empirical evidence from Pakistan. *Revista Argentina de Clínica Psicológica*, 29(5), 638.

Toxic Workplace

ORIGINALITY REPORT

12%	12%	9%	4%
SIMILARITY INDEX	INTERNET SOURCES	PUBLICATIONS	STUDENT PAPERS

PRIMARY SOURCES

1	www.ncbi.nlm.nih.gov Internet Source	5%
2	www.ijcc.net Internet Source	1%
3	Submitted to Higher Education Commission Pakistan Student Paper	1%
4	openaccess.altinbas.edu.tr Internet Source	1%
5	ojs.unimal.ac.id Internet Source	1%
6	journal.ipb.ac.id Internet Source	1%
7	e-journal.unair.ac.id Internet Source	1%
8	www.researchgate.net Internet Source	1%
9	Submitted to University of Stellenbosch, South Africa	1%

10	e-space.mmu.ac.uk Internet Source	1%
11	eprints.unm.ac.id Internet Source	1%
12	nrl.northumbria.ac.uk Internet Source	1%

Exclude quotes Off

Exclude matches < 1%

Exclude bibliography On

4. Bukti submit revisi & hasil similarities (7 Mei 2024)

4/9/25, 11:24 AM

Petra Christian University Mail - [JMK] Editor Decision



UNIVERSITAS
KRISTEN
PETRA

Sherly Rosalina Tanoto <sherlytanoto@petra.ac.id>

[JMK] Editor Decision

Sherly Rosalina Tanoto <sherlytanoto@petra.ac.id>
To: Beny Mahyudi Saputra <ojs.uniskakdr@gmail.com>
Cc: Tita Edenia <d11180419@ohn.petra.ac.id>

Tue, May 7, 2024 at 3:55 PM

Dear Bapak Beny Mahyudi Saputra,

Thank you for the update regarding our submission to JMK (Jurnal Manajemen dan Kewirausahaan), titled "Toxic Workplaces and Employee Performance: The Mediating Role of Organizational Support and Well-being in Java Island."

We acknowledge the decision for revisions required and have made the necessary adjustments as per the feedback received. Additionally, we have conducted a plagiarism check, which resulted in a 12% similarity score.

Please find the revised version attached for your review. We look forward to your feedback.

[Quoted text hidden]

2 attachments



R1 B-5179-99Z_Article Text-17353-1-4-20240427.docx
409K



Turnitin Results Toxic Workplace.pdf
3414K

Toxic Workplaces and Employee Performance: The Mediating Role of Organizational Support and Well-being in Java Island

Abstract

This study examines the influence of a toxic workplace environment on employee performance, organizational support perception, and employee well-being among workers in Java Island, Indonesia. Utilizing a quantitative research approach, data were collected from 321 permanent employees. Structural Equation Modeling with Partial Least Square (PLS) was employed for analysis. Findings indicate that a toxic workplace environment does not directly impact employee performance, organizational support perception, or employee well-being. However, organizational support perception significantly affects employee performance, and employee well-being also significantly impacts employee performance. Moreover, a toxic workplace environment does not indirectly influence employee performance through organizational support perception or employee well-being as mediating factors. Despite the lack of direct impact, this research contributes novelty by utilizing perception of organizational support and employee well-being as mediating variables for the relationship between toxic workplace environment and employee performance. Practically, the study underscores the importance of addressing organizational support and employee well-being to enhance employee performance in organizations. Managers and organizational leaders must prioritize creating conducive work environments and providing adequate support to foster employee well-being, ultimately leading to improved organizational performance.

Keywords: employee performance, employee well-being, perceived organizational support, toxic workplace environment

DOI : <http://dx.doi.org/10.32503/jmk>.
Article History : Article received (date); revised (date); accepted (date)
Email Co-Author :



This work is licensed under a Creative Commons Attribution-ShareAlike 4.0 International License

Commented [stanoto3]: Comments from Reviewer A:
Lower the plagiarism check value below 20%.

Our similarities index is 12%. We have attached the result in our email.

General Comment

Journal scientific articles should not contain sub-chapters of Literature Review, or Literature Studies, or others that are theoretical and definitional. Sentences that seem general definitions do not need to be written down. If it requires consideration or is related to a concept/theory, it should be written directly in the discussion only (eg by quoting directly).

Thank you for your feedback. We have revised it based on your feedback.

Commented [US4]: Introduction

Journal scientific articles should not have a Literature Review sub-chapter, or Literature Review, or other theories and definitions. Sentences that give the impression of familiar definitions do not need to be written down. If it really requires writing or relates it to concepts/theories, it is better to write it directly in the Discussion (eg by quoting directly).

Research methods

The research procedure is clearly described

Discussion

The results of the study contributed to scientific development

Conclusion

Conclusions are based on the results of data analysis and discussion

There is a link (red thread) between objectives and conclusions

Bibliography

1. Using reference management software (Mendeley/Zotero)
2. The number of references in the bibliography should be at least 15 references.
3. Primary reference literature, try to get a minimum of 80 percent from primary literature/scientific journals (for exact sciences), or a minimum of 50 percent from primary literature/scientific journals for the social sciences and humanities.

Introduction

The era of globalization presents myriad challenges and intense competition. Organizations operating in this global context must secure a solid competitive advantage, which can often be achieved through effective human resource management. Human resources are a critical component in creating a competitive advantage; without them, a company cannot excel against its competitors. A key indicator of a competitive organization is its overall performance, which in turn is reflected in the performance of its human resources or individual employees.

The quality of Indonesian workers declined due to the pandemic, impacting their performance. In Java, a province significantly influenced by the globalization crisis, dynamic job mobility and workforce movements are common. Despite these challenges, East Java is expected to see improved performance in 2024, although ongoing global crises threatening the region's stability (Kompas, 2023b). This situation provides a poignant example of how employee performance is crucial for organizations aiming to fulfill their future visions.

One significant driver of performance levels is the work environment, which encompasses the conditions and interactions among employees as they undertake their tasks. The nature of this environment can significantly influence employee performance, productivity, and creativity, either positively or negatively. A supportive and healthy work environment boosts efficiency and productivity, while a poorly managed one can adversely affect employee morale (Pickering et al., 2017).

Over the past few decades, Indonesia has experienced considerable industrialization, urbanization, and economic growth, ranking high among G20 countries in terms of economic expansion (Kontan, 2023). However, this growth has not necessarily translated into improved public welfare, with many Indonesians still enduring substandard living conditions and toxic work environments.

In today's fiercely competitive job market, individuals strive to outperform one another. However, not all work environments support such aspirations. The social environment is a significant factor affecting employee performance (Rasool et al., 2019). A quarter of employees globally, and a third in Asia, experience burnout, with toxic work behaviors being a leading cause (McKinsey & Company, 2021). In Indonesia, the dilemma for many employees is whether to endure a toxic work environment or resign. A toxic workplace culture is a significant reason for resignation, far outweighing low pay (Fachri, 2023). An alarming 70.93 percent of Indonesian workers report experiencing an unhealthy work environment (Kompas, 2023a).

Organizational support perception and employee well-being are also vital for enhancing performance. When employees feel supported by their organization, they are more motivated and likely to be engaged in their roles (Alshaabani et al., 2021). Employee well-being, which encompasses happiness, security, and satisfaction (Avey et al., 2010), is crucial for fostering a safe and supportive workplace atmosphere.

This study aims to analyze the impact of toxic work environments on employee performance, perceptions of organizational support, and employee well-being in Java. By examining these interrelated factors, the research seeks to offer insights into how they collectively influence employee outcomes in the region. This study responds to calls for more international research and varied organizational outcomes, focusing specifically on employee performance (Haeruddin et al., 2022; Kurniawan et al., 2023; Rasool et al., 2021).

Concerning the relationship between a toxic workplace environment and employee performance, Haeruddin et al. (2022) demonstrated that the degree of employee performance is influenced by the work environment, with a toxic workplace having a detrimental impact on employee performance. A toxic work environment can reduce employee motivation to complete tasks optimally so that contributions to the company will decrease. A toxic workplace

Commented [stanoto5]: Thank you for your feedback. I want to inform you that the introduction section has been rewritten based on your suggestion. Hopefully, these changes will enhance the clarity and consistency of the article.

environment will affect work efficiency and worsen the level of fatigue in employees. Kurniawan et al. (2023) showed results that the toxic workplace environment did not have a significant effect on employee performance directly. Although it does not have a direct effect, there is still a negative influence given by the toxic work environment, which causes a decrease in employee performance levels. Therefore, this study hypothesizes:

H₁: Toxic workplace environment affects employee performance.

Toxic work environments harm employee performance outcomes, such as stress and burnout. Wang et al. (2020) discovered that perceived support from the organization positively influences employee commitment and performance in the workplace, leading to enhanced outcomes. When employees feel support from the organization, their cognitive and emotional evaluations of the organization will be stronger. According to Rasool et al. (2021), a high level of organizational support will allow employees to produce high performance, even if that performance decreases due to unfavorable work environment characteristics. Based on the explanation above, the hypothesis is obtained:

H₂: Toxic workplace environment affects perceived organizational support.

Mental health is closely related to work environment conditions. An unpleasant work environment can disrupt a person's sense of security and negatively impact well-being. Toxic workplace environments have consequences that are closely related to employees' mental health, such as increased stress, anxiety, fear, and insecurity (Alsomaidace et al., 2023). The repercussions of toxic workplace environments on employee health pose challenges in attaining employee well-being (Alsomaidace, 2023). Salin et al. (2023) supplemented this by indicating that such environments lead to reduced employee performance and productivity. The prolonged cycle of negative influences from the toxic workplace environment will ultimately impact employee well-being and performance. Based on the explanation above, the hypothesis is obtained:

H₃: Toxic workplace environment affects employee well-being.

Employee perceptions of organizational support can increase employee motivation and increase productivity (Kurtessis et al., 2017). Research by Ridwan et al. (2020) states that perceptions of organizational support affect employee performance. Employees with high perceptions of organizational support feel that the organization is willing to provide this assistance in the situation most in need of job support. Employees will feel valued, cared for, and recognized, and the interchange provided can increase work diligence and respect for one another. This situation can improve employee performance. The perception of organizational support has a positive impact on employee performance and can increase commitment and productivity to the organization so that company values can be maintained (Afsar et al., 2015; Fry et al., 2017; Wang et al., 2020). Based on the explanation above, the hypothesis is obtained:

H₄: Perceived organizational support affects employee performance.

It is the productivity and viability of employees that determine the efficiency and viability of an organization. Employee performance plays a vital role in productivity and is critical to understanding organizational performance (Inuwa, 2016). Nowadays, employee well-being is an issue in the business environment. Employee well-being, in general, is to improve employee health in terms of work safety. Yan et al. (2020) explain performance as a record of the results obtained for a certain period, where when employees feel that their welfare is guaranteed and cared for, the interchange that can be given to the organization is an active contribution so that the results of employee performance also increase. Based on the explanation above, the hypothesis is obtained:

H₅: Employee well-being affects employee performance.

Fry et al. (2017) show that perceived organizational support significantly influences performance outcomes, employee work commitment, and employee performance. Perceived organizational support has a positive impact on dynamic behavior in the workplace. When

employees feel support from the organization, work motivation leads to high productivity. So, it can be assumed that high organizational support will allow employees to produce high performance, even if that performance decreases due to unfavorable work environment characteristics (Rasool et al., 2021). Based on the explanation above, the hypothesis is obtained:

H6: Toxic workplace environment affects employee performance through perceived organizational support as mediation.

The work environment is designed to organize its workforce according to the social nature of individuals to produce better performance. According to Haeruddin et al. (2022), the workplace environment significantly influences employee performance, with a toxic work environment having a detrimental effect. Employee well-being serves as a motivator for all levels of staff, from executives to administrative personnel (Arenas et al., 2015). This suggests that organizational commitment contributes to employee well-being. Additionally, Fotiadis et al. (2019) concluded that the quality of work life is intertwined with employee performance due to the reciprocal nature of organizational behavior. An employee will perform nicely and optimally if concern for the organization arises, even if the performance decreases due to unfavorable work environment characteristics (Rasool et al., 2021). Based on the explanation above, the hypothesis is obtained:

H7: Toxic workplace environment affects employee performance through employee well-being as mediation.

Figure 1 illustrates the research framework utilized in this study. Straight arrows indicate direct relationships between variables, while dashed arrows indicate indirect relationships with mediation among the variables used in this study, and the hypotheses being tested are already stated.

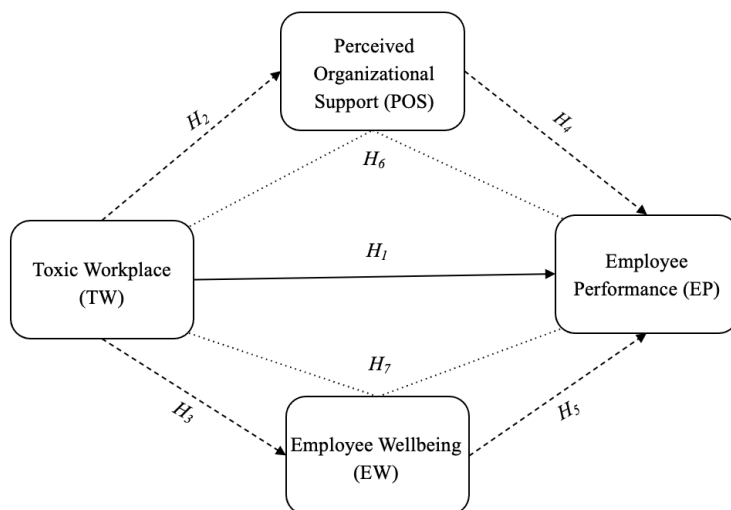


Figure 1. Research Model

Methodology

The type of research used in this study is quantitative research. Quantitative research involves using numbers through structured questions in data collection. The population taken for this study consists of permanent employees working on the island of Java. This research uses a non-probability sampling technique. Non-probability sampling is a sample selected based on the availability of respondents or researcher considerations based on criteria. The criteria for respondents in this study are permanent employees located on the island of Java, with a minimum tenure of 1 (one) year. This criterion is used in this study assuming that permanent employees who have worked for one year or more have understood the situation or conditions of the environment and the behavior of their superiors or coworkers in the workplace. Determination of sample size by Hair et al. (2014) suggests that the minimum sample size is 100 or more. The research sample amounted to 321 employees.

This study will utilize questionnaire items adapted from the research of Rasool et al. (2021), Wang et al. (2020), Ahmed et al. (2020), and Tastan et al. (2015). Adaptation of the questionnaire was conducted by carefully translating and modifying it to ensure that the meanings of the items between the original language and the designated language remain consistent. The translation was performed using back translation, a process where the research questionnaire items are translated from the original language to the designated language and then back to the original language to ensure the congruence of meanings.

The survey on toxic work environments was adopted from the studies conducted by Anjum et al. (2018) and Rasool et al. (2019), as utilized in Rasool et al.'s (2021) research, boasting a reliability level of 0.935 and comprising seven items. Meanwhile, the questionnaire assessing employees' perception of support was sourced from Wang et al. (2020), also featured in Rasool et al.'s (2021) investigation, demonstrating a reliability level of 0.784 and consisting of 4 items. The questionnaire gauging employee well-being was adapted from Ahmed et al. (2020) and incorporated into Rasool et al.'s (2021) research, showcasing a reliability level of 0.843 and comprising six items. Lastly, the survey concerning employee performance was drawn from William and Anderson (1991, in Taştan & Davoudi, 2015), boasting a reliability level of 0.797 and 7 items. Each of these surveys employs a Likert scale with a 5-point range, spanning from strongly disagree to agree strongly.

Data were analyzed using Structural Equation Modeling with Partial Least Square (PLS) method using SmartPLS 4. Partial Least Square (PLS) is a variant-based structural equation analysis (SEM) that tests measurement and structural models simultaneously. There are two measurement models in SmartPLS, namely the outer model and the inner model. The outer model is used to test validity and reliability, while the inner model is used to test the research model's feasibility and the proposed hypothesis.

Result and Discussion

Validity and reliability tests were used to evaluate the outcomes of examining the measurement model. First, a validity test is employed to examine a questionnaire's list of questions to identify the research variables. The preliminary step included identifying variables with a factor loading value exceeding 0.7 and discarding those with a factor loading beneath this threshold (Hair et al., 2014). The validity test results for the variables toxic workplace environment, perceived organizational support, employee well-being, and employee performance indicate that the count value on each question for each variable is more significant than 0.7, indicating that the data in this study are valid (Table 1). Only one indicator was invalid, exhibiting an outer loading value below 0.5. This indicator pertains to the first item of the toxic workplace variable. Hence, it had to be deleted. The test for

convergent validity is based not only on the outer loading values but also on the Average Variance Extracted (AVE) values. A variable is considered valid if its AVE value is more significant than 0.5 (Hair et al., 2014).

Table 1. Loading Factor and AVE

Variable		Indicators	Outer Loading	AVE
Toxic Workplace (TW)		TW2	0.854	0.655
		TW3	0.794	
		TW4	0.806	
		TW5	0.730	
		TW6	0.867	
		TW7	0.796	
Perceived Organizational Support (POS)		POS1	0.854	0.674
		POS2	0.808	
		POS3	0.815	
		POS4	0.805	
Employee Well-being (EW)		EW1	0.820	0.698
		EW2	0.815	
		EW3	0.849	
		EW4	0.872	
		EW5	0.870	
		EW6	0.786	
Employee Performance		EP1	0.876	0.806
		EP2	0.932	
		EP3	0.915	
		EP4	0.937	
		EP5	0.794	
		EP6	0.908	
		EP7	0.914	

Source: primary data processing

The reliability test is conducted to determine the accuracy of the constructed structural model, ensuring that the data can be considered reliable or consistent (Hair et al., 2014). Reliability testing can be assessed by examining Cronbach's alpha and composite reliability values. A variable in a study is deemed reliable if Cronbach's alpha value reaches or exceeds 0.7 and the composite reliability value is between 0.6 and 0.7, which is considered good (Hair

et al., 2014). As seen in Table 2, all the variables in this study have Cronbach's alpha and composite reliability values above 7, indicating they are reliable.

Table 2. Results of Reliability Tests

Variable	Cronbach's Alpha	Composite Reliability
Toxic Workplace (TW)	0.897	0.930
Perceived Organizational Support (POS)	0.839	0.844
Employee Well-being (EW)	0.914	0.931
Employee Performance (EP)	0.959	0.961

Source: primary data processing

In hypothesis testing, the value to be observed is the t-statistic value, which ideally should exceed 1.96 for a hypothesis to be accepted or to have a significant influence. Similarly, the p-value needs to be considered; if the value is less than 0.05, then the hypothesis in the study can be accepted, and the opposite applies as well. Table 3 presents the results of hypothesis testing within a study investigating the effects of various factors on employee performance, perceived organizational support, and employee well-being. The interpretation of the table is based on the t-statistic and p-value for each hypothesis.

Table 3. Results of Hypothesis Tests

Hypothesis	t-statistic	p-value	Information
H ₁ Toxic Workplace Environment -> Employee Performance	0.614	0.539	Rejected
H ₂ Toxic Workplace Environment -> Perceived Organizational Support	1.310	0.190	Rejected
H ₃ Toxic Workplace Environment -> Employee Well-being	1.339	0.181	Rejected
H ₄ Perceived Organizational Support -> Employee Performance	4.111	0.000	Supported
H ₅ Employee Well-being -> Employee Performance	2.648	0.008	Supported
H ₆ Toxic Workplace Environment -> Perceived Organizational Support -> Employee Performance	1.172	0.241	Rejected
H ₇ Toxic Workplace Environment -> Employee Well-being -> Employee Performance	1.310	0.259	Rejected

Source: primary data processing

In summary, the study supports the hypotheses that perceived organizational support and employee well-being directly contribute to improved employee performance. However, it rejects the hypotheses concerning the direct and indirect negative impacts of a toxic workplace environment on employee performance, perceived organizational support, and employee well-being. The results of the inner model testing can be seen in Figure 2.

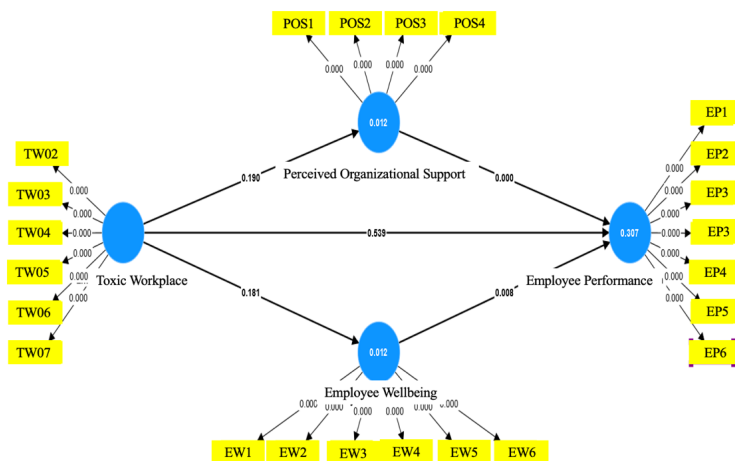


Figure 2. Inner Model Results
Source: primary data processing

This study addresses discrepancies in previous research findings. According to Haeruddin et al. (2022), it is known that employee performance is influenced by the workplace environment, where a toxic work environment can negatively impact employee performance. A toxic work environment can decrease employees' motivation to complete tasks effectively, reducing their contributions to the company. Specifically, a toxic work environment fundamentally affects work efficiency and exacerbates levels of work fatigue among employees. On the other hand, Kurniawan et al. (2023) found results indicating that a toxic work environment does not significantly affect employee performance. Despite the lack of a direct effect, there is still a negative influence exerted by a toxic work environment, resulting in decreased employee performance. Therefore, the findings of this study confirm the research by Kurniawan et al. (2023), stating that a toxic work environment does not significantly affect employee performance. This discrepancy may occur because individuals have a high sense of responsibility as employees, allowing them to complete tasks effectively even in a toxic work environment.

The findings of this study also contradict the research conducted by Wang et al. (2020), which suggests that a toxic work environment influences employees' perceptions of organizational support. In Wang et al.'s study, employees were reported to feel less motivated to complete tasks and could overlook organizational support due to the toxicity of the work environment. However, in this research, the negative behavior experienced did not significantly alter employees' perceptions of organizational support in Java Island, as employees often feel supported by their organization or workplace, even in challenging situations.

The study by Rasool et al. (2021) suggests that when an organization pays attention to the well-being of its employees, the impact of a toxic work environment can be reduced, leading to sustainable organizational performance. However, this research found that a toxic work environment does not affect the well-being of employees in Java Island. Although a toxic work environment can negatively impact employees, arguments suggest this may not directly affect their well-being. Some employees may be able to cope with a toxic work environment by employing effective coping mechanisms or having social support outside of work to help them manage stress (Anjum & Ming, 2018). Personal coping strategies and perceptions of control over the situation in the workplace can also help employees maintain their well-being. However, it is essential to remember that a toxic work environment still has significant adverse effects and can affect various aspects of employees' lives if not adequately addressed.

Employees' perception of organizational support can enhance their motivation and increase productivity. The study by Ridwan et al. (2020) states that organizational support perception influences employee performance. Employees with a high perception of organizational support feel that the organization is willing to provide it in situations where they most need job support. Employees feel valued, cared for, and recognized, and the reciprocation provided can increase their perseverance and mutual respect (Eisenberger et al., 2020). The findings of this research align with the study by Chen et al. (2020) regarding the influence of organizational support perception on employee performance. That study highlights the importance of organizational support in providing a new perspective for critical organizational stakeholders and authorities to develop performance-related management strategies. Effective performance management will result in continuous learning, collaboration, problem-solving, and work initiatives.

Yan et al. (2020) define performance as the recorded outcomes obtained over a specific period, wherein when employees feel their well-being is assured and attended to, the reciprocal contribution they can provide to the organization is active participation, thereby enhancing employee performance outcomes. The findings of this research support Yan et al.'s (2020) statement that employee well-being influences employee performance. This study found that the sense of security felt by employees in the workplace would drive work motivation to effectively fulfill job responsibilities according to each individual's job description. When job responsibilities are satisfactorily fulfilled, completing tasks encourages employees to be more diligent.

So far, no research has been found regarding the influence of a toxic work environment on employee performance mediated by organizational support perception. However, a study by Kurniawan et al. (2023) used other mediating variables in the relationship between a toxic work environment and employee performance, namely employee engagement and work stress, and the results showed that both variables could act as mediators. However, in this study, organizational support perception could not mediate the relationship between a toxic work environment and employee performance. This is suspected to occur due to two reasons. First, the presence of alternative mediating factors that more directly affect employee performance than organizational support perception. Second, the respondents in this study come from diverse organizations, resulting in unique dynamics in their work culture and organizational structure, which makes organizational support perception unable to mediate the relationship between a toxic work environment and employee performance.

Su and Swanson (2019) posit employee well-being as a commendable achievement for individuals exhibiting innovative work behavior, wherein the outcomes of such thinking can lead to enhanced employee performance. To date, no prior research has examined the

influence of a toxic work environment on employee performance mediated by organizational support perception. However, a study by Kurniawan et al. (2023) was identified, which utilized other mediating variables, such as employee engagement and work stress, to investigate the impact of a toxic work environment on employee performance, yielding results indicating that both mediator variables mediated the relationship between a toxic work environment and employee performance. Nevertheless, the findings of this research indicate that employee well-being cannot mediate the relationship between a toxic work environment and employee performance. Employee well-being is influenced by multifaceted factors extending beyond the workplace, including personal life, health, and relationships (Pagán-Castaño et al., 2020). Therefore, even if employees experience a sense of well-being, it may not directly translate into improved performance if other factors related to the toxic work environment persist. Well-being encompasses various dimensions, such as physical health, emotional stability, and social connections, which may not directly impact organizational efforts to address workplace toxicity. As a result, the complexity and diverse nature of well-being makes it less suitable as a mediator for the relationship between a toxic work environment and employee performance.

Employee engagement and work stress, as identified in the study by Kurniawan et al. (2023), may play more direct roles in mediating the relationship between a toxic work environment and employee performance than overall well-being. Employee engagement reflects the extent to which employees are invested in their work, while work stress captures the negative psychological and emotional experiences resulting from workplace toxicity. Compared to overall well-being, these variables may offer more direct pathways through which the toxic work environment affects employee performance, a broader and potentially less specific construct. Therefore, the failure to find employee well-being as a mediator could be attributed to the more direct and specific role played by employee engagement and work stress in mediating the relationship between a toxic work environment and employee performance.

This study makes significant contributions to the scientific understanding of the relationship between toxic work environments, organizational support perception, employee well-being, and employee performance. By examining these dynamics in the context of Java Island, our findings offer valuable insights that extend and refine existing knowledge in several key ways. Firstly, our research provides valuable insights into the impact of toxic work environments on employee performance. While previous studies have yielded mixed results regarding this relationship, our findings align with the assertion by Kurniawan et al. (2023) that a toxic work environment may not directly impact employee performance. However, our study goes further by clarifying how organizational support perception and employee engagement play critical mediating roles in this relationship, shedding light on the underlying mechanisms that influence employee outcomes. Secondly, the identification of organizational support perception as a key mediator highlights its pivotal role in mitigating the negative effects of toxic work environments. Contrary to the findings of Wang et al. (2020), our study reveals that despite facing workplace toxicity, employees in Java Island maintain positive perceptions of organizational support, which in turn bolster their motivation and performance. This finding underscores the importance of organizational support interventions in fostering a supportive work culture that promotes employee well-being and productivity.

Lastly, our research underscores the complex interplay between employee well-being, workplace dynamics, and performance outcomes. While we did not find direct mediation of employee well-being in the toxic work environment-performance relationship, our study

contributes to the broader understanding of well-being as a multifaceted construct influenced by diverse factors beyond the workplace. By explaining these relationships, our findings enrich theoretical frameworks and provide practical implications for organizations striving to optimize employee performance amidst challenging work environments. In summary, our study advances scientific knowledge by clarifying the complex interrelationships between toxic work environments, organizational support perception, employee well-being, and performance outcomes. These insights contribute to the development of evidence-based strategies for promoting healthier and more productive work environments, ultimately fostering organizational sustainability and employee satisfaction.

Conclusion

In conclusion, this study yields significant theoretical contributions regarding the influence of a toxic workplace environment on employee performance, organizational support perception, and employee well-being among workers in Java Island, Indonesia. Firstly, it was observed that a toxic workplace environment does not influence employee performance, organizational support perception, or employee well-being. Additionally, the perception of organizational support was found to significantly impact employee performance, while employee well-being also significantly affects employee performance. Furthermore, the study revealed that a toxic workplace environment does not indirectly influence employee performance through organizational support perception or employee well-being as mediating factors among workers in Java Island. Despite the lack of impact, this research contributes novelty by using the perception of organizational support and employee well-being as mediating variables for the relationship between toxic workplace environment and employee performance. These findings provide valuable insights into the dynamics of workplace environments and their effects on employee outcomes, underscoring the importance of addressing organizational support and well-being for enhancing employee performance.

This study offers practical implications for managers or individuals within organizations tasked with monitoring employee performance. In efforts to enhance organizational performance reflected through employee performance, a growing body of research highlights the workplace environment as a significant factor influencing employee performance. The workplace is where everything can impact employees' physical and mental well-being in fulfilling job tasks, both directly and indirectly. Managers or individuals in authority within organizations must pay attention to the workplace environment to foster good employee performance. Organizations or companies, as controllers of the situations and conditions within the workplace, can contribute to improving employee performance. One crucial aspect to consider is ensuring the availability of support that employees can receive. Therefore, companies need to actively enhance employee performance through various means, such as setting individual goals to encourage employees to continually develop new approaches to achieve them continually, thus feeling appreciated for their goals and values. Being a flexible organization is an action that significantly attracts employee contributions. Another implication is to pay close attention to employee well-being. The well-being experienced by employees during work serves as a turning point for the performance they will provide to the company. Employee well-being can be seen from the positive attitudes exhibited by workers, which may arise from the positive intentions they experience while working. Managers can be more empathetic and show their concern for employee relations to create a balance in employees' lives, both in their work and personal lives, for each individual working as office staff in companies on Java Island.

Commented [stanoto6]: We have added an explanation of how the findings contribute to scientific development

Commented [stanoto7]: We have provided a link between research objectives and conclusion.

References

- Afsar, B., Badir, Y., & Khan, M. M. (2015). Person–job fit, person–organization fit and innovative work behavior: The mediating role of innovation trust. *The Journal of High Technology Management Research*, 26(2), 105–116.
- Ahmed, M., Zehou, S., Raza, S. A., Qureshi, M. A., & Yousufi, S. Q. (2020). Impact of CSR and environmental triggers on employee green behavior: The mediating effect of employee well-being. *Corporate Social Responsibility and Environmental Management*, 27(5), 2225–2239.
- Alshaabani, A., Naz, F., Magda, R., & Rudnák, I. (2021). Impact of perceived organizational support on OCB in the time of COVID-19 pandemic in Hungary: employee engagement and affective commitment as mediators. *Sustainability*, 13(14), 7800.
- Alsomaidae, M. M. (2023). The effect of workplace stress on employee engagement, the mediation role of leadership style. *American Journal of Economics and Business Innovation*, 2(2), 74–85.
- Alsomaidae, M. M., Joumaa, B. A., & Khalid, K. W. (2023). Toxic Workplace, Mental Health and Employee Well-being, the Moderator Role of Paternalistic Leadership, an Empirical Study. *Journal of Applied Business and Technology*, 4(2), 114–129.
- Anjum, A., & Ming, X. (2018). Combating toxic workplace environment: An empirical study in the context of Pakistan. *Journal of Modelling in Management*, 13(3), 675–697.
- Arenas, A., Giorgi, G., Montani, F., Mancuso, S., Perez, J. F., Mucci, N., & Arcangeli, G. (2015). Workplace bullying in a sample of Italian and Spanish employees and its relationship with job satisfaction, and psychological well-being. *Frontiers in Psychology*, 6, 157073.
- Avey, J. B., Luthans, F., Smith, R. M., & Palmer, N. F. (2010). Impact of positive psychological capital on employee well-being over time. *Journal of Occupational Health Psychology*, 15(1), 17.
- Chen, T., Hao, S., Ding, K., Feng, X., Li, G., & Liang, X. (2020). The impact of organizational support on employee performance. *Employee Relations: The International Journal*, 42(1), 166–179.
- Eisenberger, R., Rhoades Shanock, L., & Wen, X. (2020). Perceived organizational support: Why caring about employees counts. *Annual Review of Organizational Psychology and Organizational Behavior*, 7, 101–124.
- Fachri. (2023, January 18). *Apakah Banyak Karyawan Resign Karena Lingkungan Kerja yang Toxic?* <https://www.liputan6.com/lifestyle/read/5183553/apakah-banyak-karyawan-resign-karena-lingkungan-kerja-yang-toxic?page=3>.
- Fotiadis, A., Abdulrahman, K., & Spyridou, A. (2019). The mediating roles of psychological autonomy, competence and relatedness on work-life balance and well-being. *Frontiers in Psychology*, 10, 460630.
- Fry, L. W., Latham, J. R., Clinebell, S. K., & Krahnke, K. (2017). Spiritual leadership as a model for performance excellence: a study of Baldrige award recipients. *Journal of Management, Spirituality & Religion*, 14(1), 22–47.
- Haeruddin, M. I. M., Akbar, A., Dipotmodjo, T. S. P., Kurniawan, A. W., & Abadi, R. R. (2022). The toxicity of our city: The effect of toxic workplace environment on employee's performance. *International Journal of Social Science and Business*, 6(2), 183–190.
- Hair Joseph F, Babin, B. J., & Anderson, R. E. (2014). *Multivariate Data Analysis* (7th ed.). Pearson Education Limited.
- Inuwa, M. (2016). Job satisfaction and employee performance: An empirical approach. *The Millennium University Journal*, 1(1), 90–103.

Commented [stanoto8]: We have implemented Mendeley as our reference management software to organize and manage our references effectively.

We have ensured that our bibliography includes a minimum of 15 references, covering relevant literature and research. Indeed, there are 31 references.

To meet the criteria for primary literature, we have included 25 scientific journals (80%)

- Kompas. (2023a, July 17). *dari 5 Orang Merasa Tempat Kerjanya Toxic, Ada Apa?* <https://lifestyle.kompas.com/read/2023/07/17/201538020/1-Dari-5-Orang-Merasa-Tempat-Kerjanya-Toxic-Ada-Apa?Page=all> Kontan. (2023, May 8). *Pertumbuhan Ekonomi Indonesia*.
- Kompas. (2023b, November 20). *Menakar Resiliensi Ekonomi Jatim di Tengah Resesi Global dan Tahun Politik*. https://www.kompas.id/baca/nusantara/2023/11/19/Menakar-Resiliensi-EkonomiJatim-Ditengah-Resesi-Global-Dan-Tahunpolitik?Status=sukses_login%3Fstatus_login%3Dlogin&status_login=login.
- Kontan. (2023, May 8). *Pertumbuhan Ekonomi Indonesia Kuartal 1 2023 Tertinggi Kedua Dunia, Cek Datanya*. <https://nasional.kontan.co.id/news/pertumbuhan-ekonomi-indonesia-kuartal-1-2023-tertinggi-kedua-dunia-cek-datanya>.
- Kurniawan, S., Bamumin, F. A., & Kusnandar, K. N. (2023). The Effect of Toxic Workplace Environment on Employee Performance Mediated by Employee Engagement and Work Stress Among F&B Employees in Jakarta. *Business Economic, Communication, and Social Sciences Journal (BECOSS)*, 5(2), 127–136.
- Kurtessis, J. N., Eisenberger, R., Ford, M. T., Buffardi, L. C., Stewart, K. A., & Adis, C. S. (2017). Perceived organizational support: A meta-analytic evaluation of organizational support theory. *Journal of Management*, 43(6), 1854–1884.
- McKinsey & Company. (2021). *Employee mental health and burnout in Asia: A time to act*. <https://www.mckinsey.com/featured-insights/future-of-asia/employee-mental-health-and-burnout-in-asia-a-time-to-act>.
- Pagán-Castaño, E., Maseda-Moreno, A., & Santos-Rojo, C. (2020). Wellbeing in work environments. *Journal of Business Research*, 115, 469–474.
- Pickering, C. E. Z., Nurenborg, K., & Schiamberg, L. (2017). Recognizing and responding to the “toxic” work environment: Worker safety, patient safety, and abuse/neglect in nursing homes. *Qualitative Health Research*, 27(12), 1870–1881.
- Rasool, S. F., Samma, M., Anjum, A., Munir, M., & Khan, T. M. (2019). Relationship between modern human resource management practices and organizational innovation: Empirical Investigation from banking sector of China. *Int. Trans. J. Eng. Manag. Appl. Sci. Technol*, 10, 1–11.
- Rasool, S. F., Wang, M., Tang, M., Saeed, A., & Iqbal, J. (2021). How toxic workplace environment effects the employee engagement: The mediating role of organizational support and employee wellbeing. *International Journal of Environmental Research and Public Health*, 18(5), 2294.
- Ridwan, M., Mulyani, S. R., & Ali, H. (2020). Building behavior and performance citizenship: Perceived organizational support and competence (case study at SPMI private university in west Sumatra). *International Journal of Psychosocial Rehabilitation*, 24(6).
- Salin, D., Stride, C., Smith, S., & Santokhie, S. (2023). High-performance work practices and employee wellbeing: organizational identification as a mediator. *Frontiers in Psychology*, 14, 1175344.
- Su, L., & Swanson, S. R. (2019). Perceived corporate social responsibility’s impact on the well-being and supportive green behaviors of hotel employees: The mediating role of the employee-corporate relationship. *Tourism Management*, 72, 437–450.
- Taştan, S. B., & Davoudi, S. M. M. (2015). An examination of the relationship between leader-member exchange and innovative work behavior with the moderating role of trust in leader: A study in the Turkish context. *Procedia-Social and Behavioral Sciences*, 181, 23–32.

- Wang, Z., Zaman, S., Rasool, S. F., Zaman, Q. uz, & Amin, A. (2020). Exploring the relationships between a toxic workplace environment, workplace stress, and project success with the moderating effect of organizational support: Empirical evidence from Pakistan. *Risk Management and Healthcare Policy*, 1055–1067.
- Yan, R., Basheer, M. F., Irfan, M., & Rana, T. N. (2020). Role of psychological factors in employee well-being and employee performance: an empirical evidence from Pakistan. *Revista Argentina de Clínica Psicológica*, 29(5), 638.

Toxic Workplace

by Perpustakaan Referensi

Submission date: 02-May-2024 02:46PM (UTC+0700)
Submission ID: 2185228339
File name: urnitin_Toxic_Workplace_Environment_on_Employee_Performance.docx (300.12K)
Word count: 6099
Character count: 37587

Toxic Workplaces and Employee Performance: The Mediating Role of Organizational Support and Well-being in Java Island

Abstract

This study examines the influence of a toxic workplace environment on employee performance, organizational support perception, and employee well-being among workers in Java Island, Indonesia. Utilizing a quantitative research approach, data were collected from 321 permanent employees. Structural Equation Modeling with Partial Least Square (PLS) was employed for analysis. Findings indicate that a toxic workplace environment does not directly impact employee performance, organizational support perception, or employee well-being. However, organizational support perception significantly affects employee performance, and employee well-being also significantly impacts employee performance. Moreover, a toxic workplace environment does not indirectly influence employee performance through organizational support perception or employee well-being as mediating factors. Despite the lack of direct impact, this research contributes novelty by utilizing perception of organizational support and employee well-being as mediating variables for the relationship between toxic workplace environment and employee performance. Practically, the study underscores the importance of addressing organizational support and employee well-being to enhance employee performance in organizations. Managers and organizational leaders must prioritize creating conducive work environments and providing adequate support to foster employee well-being, ultimately leading to improved organizational performance.

Keywords: employee performance, employee well-being, perceived organizational support, toxic workplace environment

Introduction

The era of globalization is an era full of challenges and fierce competition. Organizations or companies competing in globalization must have a solid competitive advantage. Competitive advantage can be achieved through human resource management, where human resources are an essential component of the company that creates the value of competitive advantage, which means that without human resources, the company cannot have a competitive advantage over other organizations or companies. One of the contributions to realizing a competitive organization is the performance of the organization, as indicated by the performance of human resources or each individual in it, in this case, employee performance.

Employee performance plays a vital role in an organization's achieving its goals. Employee performance refers to the extent of accomplishment of tasks or activities aimed at fulfilling the goals, objectives, mission, and vision outlined in an organization's strategic plan (Schleu & Huffmeier, 2021). Performance can be measured from the quality and quantity of work handling results by employees

(Audenaert et al., 2021; Diamantidis & Chatzoglou, 2018). Quality perspective is evaluated by assessing work outcomes according to organizational standards, while quantity is determined by the rate of task completion or the number of units produced by employees. Skilled and competent employees contribute to the company's performance, and their departure can lead to losses for the organization.

Badan Pusat Statistik (BPS) states that the quality of Indonesian workers in 2020 has decreased more than the previous year due to the pandemic, so the performance provided has not been maximized (Katadata Media Network, 2021). In Indonesia, high job mobility and dynamic movements occur on the island of Java. One of the provinces on the island of Java is East Java, which in 2023 was moderated due to the impact of the globalization crisis. However, its performance is predicted to increase in 2024, even though the global crisis still threatens the five-year democratic party. "Bumi Majapahit" has high resilience in the economic sector (Kompas, 2023). This can be an illustration related to workers' performance on the island of Java, where performance is a highly calculated achievement by every organization in fulfilling the company's vision going forward.

One of the factors that drive performance levels is the work environment. The work environment is a condition or situation in which all workers or employees of a company are interrelated and related in carrying out all work activities. The condition of the work environment in the company can affect employee performance, productivity, and ideas both positively and negatively. A conducive and healthy work environment can help increase employee efficiency and productivity. On the contrary, if the work environment is not well organized, it can negatively influence employees.

Pickering et al. (2017) mentioned that there are two types of work environments, namely, collaborative work environments and toxic work environments. A collaborative work environment is a friendlier place with the right mix of fun, engagement, and behavior of the organization's residents, in this case, employees (Wolf et al., 2015). Meanwhile, toxic work environments are defined by narcissistic behaviors such as offensive and aggressive leaders, threatening behaviors from managers to coworkers, bullying, and exclusion (Rasool et al., 2021). Simply put, a collaborative work environment can increase employee productivity, and a toxic work environment can decrease employee performance.

Over the past few decades, Indonesia has witnessed significant industrialization, urbanization, and economic growth. According to Trading Economics data (2023), Indonesia is one of the countries with high economic growth among the G20 countries (Pertumbuhan Ekonomi Indonesia Kuartal I 2023 Tertinggi Kedua Dunia, Cek Datanya, 2023). Data from the Badan Pusat Statistik (BPS) shows that Indonesia's economic growth in the first quarter of 2023 was recorded at 5.03 percent, slightly higher than in the previous year's first quarter (Kontan, 2023). However, high economic growth does not equate to guaranteed public welfare. Many working people are still living on less than a decent standard of living and in high-toxic work environments.

In today's competitive job market, more and more individuals want to be able to compete with each other and excel over other individuals in all kinds of ways. This is a reflection that not all work environments are in a healthy condition. The social environment is considered one of the factors that can affect employee performance (Rasool, 2019). Based on McKinsey's (2021) data on Employee

Mental Health and Burnout in Asia: A Time to Act, a quarter of employees worldwide experience burnout. In Asia alone, that figure rises to one in three employees experiencing it. By a large margin, across 15 countries and all dimensions, "toxic work behaviors" are the most significant predictor of burnout symptoms and intention to resign."

In Indonesia, toxic work environments pose a dilemma for employees to stay or resign voluntarily from the company. A report released by MIT Sloan Management Review revealed that a toxic workplace culture is more than ten times more likely to cause employees to quit their jobs than the cause of low pay (Fachri, 2023). An International Labor Organization report in 2022 found that 1 in 5 people feel their workplace is toxic, where 70.93 percent of workers in Indonesia have been victims of an unhealthy work environment (Kompas.com, 2023). This condition emphasizes that the work environment in Indonesia is still very much in need of attention to be improved.

Employee perceptions of organizational support are another factor that can support improved employee performance. According to Colakuglu et al. in Wailerumy (2014), perceived organizational support can be defined as employee perceptions of how much the company values and cares about employees. When the organization provides support, employees will feel more valued in terms of contributions and welfare that are considered, so as a result, employees tend to be more enthusiastic about fulfilling job responsibilities (Alshaabani et al., 2021).

Another factor supporting the improvement of employee performance is employee well-being. Employee well-being is associated with a person's feelings of happiness based on a sense of security and satisfaction (Avey et al., 2010), so it can be seen that if the work environment is not cooperative, it will very certainly disturb a person's sense of security and employees may increasingly distance themselves from involvement with the company and employee well-being will be disrupted. Sivapragasam and Raya (2017) explain that employee well-being in the workplace can play an essential role in developing relationships between employees to achieve superior performance and employee safety and health for the company in the future.

This study aims to analyze the influence of toxic work environments on employee performance, organizational support perceptions, and employee well-being in Java Island. The research involves understanding the impact of unhealthy work environments on employee performance and how organizational support perceptions and employee well-being can affect these dynamics. In this context, focus is also given to the relationship between toxic work environments, organizational support perceptions, and employee well-being as factors influencing employee performance in the region. This study also aims to address the research directive (Rasool et al., 2021; Haeruddin et al., 2022; Kurniawan et al., 2023), which suggests the necessity of conducting research in other countries for comparison purposes and utilizing different organizational outcome variables, mainly focusing on employee performance.

Concerning the relationship between a toxic workplace environment and employee performance, Haeruddin et al. (2022) demonstrated that the degree of employee performance is influenced by the work environment, with a toxic workplace having a detrimental impact on employee performance. A toxic work environment can reduce employee motivation to complete tasks optimally so that

contributions to the company will decrease. A toxic workplace environment will affect work efficiency and worsen the level of fatigue in employees. Kurniawan et al. (2023) showed results that the toxic workplace environment did not have a significant effect on employee performance directly. Although it does not have a direct effect, there is still a negative influence given by the toxic work environment, which causes a decrease in employee performance levels. Therefore, this study hypothesizes:

H₁: Toxic workplace environment affects employee performance.

Toxic work environments harm employee performance outcomes, such as stress and burnout. Wang et al. (2020) discovered that perceived support from the organization positively influences employee commitment and performance in the workplace, leading to enhanced outcomes. When employees feel support from the organization, their cognitive and emotional evaluations of the organization will be stronger. According to Rasool et al. (2021), a high level of organizational support will allow employees to produce high performance, even if that performance decreases due to unfavorable work environment characteristics. Based on the explanation above, the hypothesis is obtained:

H₂: Toxic workplace environment affects perceived organizational support.

Mental health is closely related to work environment conditions. An unpleasant work environment can disrupt a person's sense of security and negatively impact well-being. Toxic workplace environments have consequences that are closely related to employees' mental health, such as increased stress, anxiety, fear, and insecurity. Al-Somaidae (2023) asserted that the repercussions of toxic workplace environments on employee health pose challenges in attaining employee well-being. Salin et al. (2023) supplemented this by indicating that such environments lead to reduced employee performance and productivity. The prolonged cycle of negative influences from the toxic workplace environment will ultimately impact employee well-being and performance. Based on the explanation above, the hypothesis is obtained:

H₃: Toxic workplace environment affects employee well-being.

Employee perceptions of organizational support can increase employee motivation and increase productivity. Research by Ridwan et al. (2020) states that perceptions of organizational support affect employee performance. Employees with high perceptions of organizational support feel that the organization is willing to provide this assistance in the situation most in need of job support. Employees will feel valued, cared for, and recognized, and the interchange provided can increase work diligence and respect for one another. This situation can improve employee performance. (Afsar et al., 2015; Fry et al., 2017; Wang et al., 2020) show that the perception of organizational support has a positive impact on employee performance and can increase commitment and productivity to the organization so that company values can be maintained. Based on the explanation above, the hypothesis is obtained:

H₄: Perceived organizational support affects employee performance.

It is the productivity and viability of employees that determine the efficiency and viability of an organization. Employee performance plays a vital role in productivity and is critical to understanding organizational performance (Inuwa, 2016). Nowadays, employee well-being is an issue in the business environment.

Employee well-being, in general, is to improve employee health in terms of work safety. Yan et al. (2020) explain performance as a record of the results obtained for a certain period, where when employees feel that their welfare is guaranteed and cared for, the interchange that can be given to the organization is an active contribution so that the results of employee performance also increase. Based on the explanation above, the hypothesis is obtained:

H₅: Employee well-being affects employee performance.

Fry et al. (2017) show that perceived organizational support significantly influences performance outcomes, employee work commitment, and employee performance. Perceived organizational support has a positive impact on dynamic behavior in the workplace. When employees feel support from the organization, work motivation leads to high productivity. So, it can be assumed that high organizational support will allow employees to produce high performance, even if that performance decreases due to unfavorable work environment characteristics (Rasool et al., 2021). Based on the explanation above, the hypothesis is obtained:

H₆: Toxic workplace environment affects employee performance through perceived organizational support as mediation.

The work environment is designed to organize its workforce according to the social nature of individuals to produce better performance. According to Haeruddin et al. (2022), the workplace environment significantly influences employee performance, with a toxic work environment having a detrimental effect. Arenas et al. (2015) discovered that employee well-being serves as a motivator for all levels of staff, from executives to administrative personnel. This suggests that organizational commitment contributes to employee well-being. Additionally, Fotiadis et al. (2021) concluded that the quality of work life is intertwined with employee performance due to the reciprocal nature of organizational behavior. An employee will perform nicely and optimally if concern for the organization arises, even if the performance decreases due to unfavorable work environment characteristics (Rasool et al., 2021). Based on the explanation above, the hypothesis is obtained:

H₇: Toxic workplace environment affects employee performance through employee well-being as mediation.

Figure 1 illustrates the research framework utilized in this study. Straight arrows indicate direct relationships between variables, while dashed arrows indicate indirect relationships with mediation among the variables used in this study, and the hypotheses being tested are already stated.

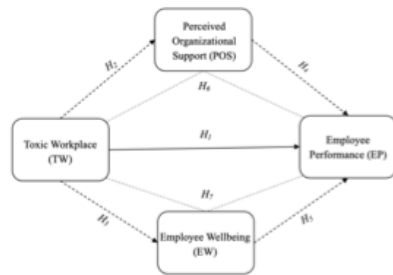


Figure 1. Research Model

Methodology

The type of research used in this study is quantitative research. Quantitative research involves using numbers through structured questions in data collection (Sekaran & Bougie, 2016). The population taken for this study consists of permanent employees working on the island of Java. This research uses a non-probability sampling technique. Non-probability sampling is a sample selected based on the availability of respondents or researcher considerations based on criteria (Sekaran & Bougie, 2016). The criteria for respondents in this study are permanent employees located on the island of Java, with a minimum tenure of 1 (one) year. This criterion is used in this study assuming that permanent employees who have worked for one year or more have understood the situation or conditions of the environment and the behavior of their superiors or coworkers in the workplace. Determination of sample size by Hair et al. (2014) suggests that the minimum sample size is 100 or more. The research sample amounted to 321 employees.

This study will utilize questionnaire items adapted from the research of Rasool et al. (2021), Wang et al. (2020), Ahmed et al. (2020), and Tastan et al. (2015). Adaptation of the questionnaire was conducted by carefully translating and modifying it to ensure that the meanings of the items between the original language and the designated language remain consistent (Tran, 2009, p.16). The translation was performed using back translation, a process where the research questionnaire items are translated from the original language to the designated language and then back to the original language to ensure the congruence of meanings (Tran, 2009, p.32).

The survey on toxic work environments was adopted from the studies conducted by Anjum et al. (2018) and Rasool et al. (2019), as utilized in Rasool et

al.'s (2021) research, boasting a reliability level of 0.935 and comprising seven items. Meanwhile, the questionnaire assessing employees' perception of support was sourced from Wang et al. (2020), also featured in Rasool et al.'s (2021) investigation, demonstrating a reliability level of 0.784 and consisting of 4 items. The questionnaire gauging employee well-being was adapted from Ahmed et al. (2020) and incorporated into Rasool et al.'s (2021) research, showcasing a reliability level of 0.843 and comprising six items. Lastly, the survey concerning employee performance was drawn from William and Anderson (1991, in Tastan, 2015), boasting a reliability level of 0.797 and 7 items. Each of these surveys employs a Likert scale with a 5-point range, spanning from strongly disagree to agree strongly.

Data were analyzed using Structural Equation Modeling with Partial Least Square (PLS) method using SmartPLS 4. Partial Least Square (PLS) is a variant-based structural equation analysis (SEM) that tests measurement and structural models simultaneously. There are two measurement models in SmartPLS, namely the outer model and the inner model. The outer model is used to test validity and reliability, while the inner model is used to test the research model's feasibility and the proposed hypothesis.

Result and Discussion

Validity and reliability tests were used to evaluate the outcomes of examining the measurement model. First, a validity test is employed to examine a questionnaire's list of questions to identify the research variables. The preliminary step included identifying variables with a factor loading value exceeding 0.7 and discarding those with a factor loading beneath this threshold (Hair et al., 2019). The validity test results for the variables toxic workplace environment, perceived organizational support, employee well-being, and employee performance indicate that the *comm* value on each question for each variable is more significant than 0.7, indicating that the data in this study are valid (Table 1). Only one indicator was invalid, exhibiting an outer loading value below 0.5. This indicator pertains to the first item of the toxic workplace variable. Hence, it had to be deleted. The test for convergent validity is based not only on the outer loading values but also on the Average Variance Extracted (AVE) values. A variable is considered valid if its AVE value is more significant than 0.5 (Hair et al., 2019).

Table 1. Loading Factor and AVE

Variable	Indicators	Outer Loading	AVE
Toxic Workplace (TW)	TW2	0.854	0.655
	TW3	0.794	
	TW4	0.806	
	TW5	0.730	
	TW6	0.867	
	TW7	0.796	
	POS1	0.854	
Perceived Organizational			0.674

Support (POS)	POS2	0.808	
	POS3	0.815	
	POS4	0.805	
Employee Well-being (EW)	EW1	0.820	0.698
	EW2	0.815	
	EW3	0.849	
	EW4	0.872	
	EW5	0.870	
	EW6	0.786	
Employee Performance	EP1	0.876	0.806
	EP2	0.932	
	EP3	0.915	
	EP4	0.937	
	EP5	0.794	
	EP6	0.908	
	EP7	0.914	

Source: primary data processing

The reliability test is conducted to determine the accuracy of the constructed structural model, ensuring that the data can be considered reliable or consistent (Hair et al., 2019). Reliability testing can be assessed by examining Cronbach's alpha and composite reliability values. A variable in a study is deemed reliable if Cronbach's alpha value reaches or exceeds 0.7 and the composite reliability value is between 0.6 and 0.7, which is considered good (Hair et al., 2019). As seen in Table 2, all the variables in this study have Cronbach's alpha and composite reliability values above 0.7, indicating they are reliable.

Table 2. Results of Reliability Tests

Variable	Cronbach's Alpha	Composite Reliability
Toxic Workplace (TW)	0.897	0.930
Perceived Organizational Support (POS)	0.839	0.844
Employee Well-being (EW)	0.914	0.931
Employee Performance (EP)	0.959	0.961

Source: primary data processing

In hypothesis testing, the value to be observed is the t-statistic value, which ideally should exceed 1.96 for a hypothesis to be accepted or to have a significant

influence. Similarly, the p-value needs to be considered; if the value is less than 0.05, then the hypothesis in the study can be accepted, and the opposite applies as well. Table 3 presents the results of hypothesis testing within a study investigating the effects of various factors on employee performance, perceived organizational support, and employee well-being. The interpretation of the table is based on the t-statistic and p-value for each hypothesis.

Table 3. Results of Hypothesis Tests

	Hypothesis	t-statistic	p-value	Information
H ₁	Toxic Workplace Environment -> Employee Performance	0.614	0.539	Rejected
H ₂	Toxic Workplace Environment -> Perceived Organizational Support	1.310	0.190	Rejected
H ₃	Toxic Workplace Environment -> Employee Well-being	1.339	0.181	Rejected
H ₄	Perceived Organizational Support -> Employee Performance	4.111	0.000	Supported
H ₅	Employee Well-being -> Employee Performance	2.648	0.008	Supported
H ₆	Toxic Workplace Environment -> Perceived Organizational Support -> Employee Performance	1.172	0.241	Rejected
H ₇	Toxic Workplace Environment -> Employee Well-being -> Employee Performance	1.310	0.259	Rejected

Source: primary data processing

In summary, the study supports the hypotheses that perceived organizational support and employee well-being directly contribute to improved employee performance. However, it rejects the hypotheses concerning the direct and indirect negative impacts of a toxic workplace environment on employee performance, perceived organizational support, and employee well-being. The results of the inner model testing can be seen in Figure 2.

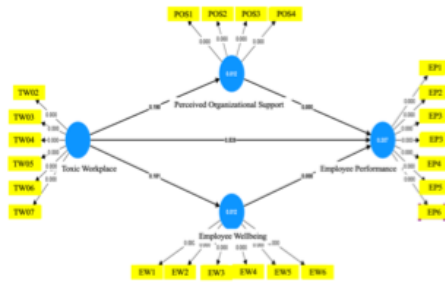


Figure 2. Inner Model Results
Source: primary data processing

This study addresses discrepancies in previous research findings. According to Haeruddin et al. (2022), it is known that employee performance is influenced by the workplace environment, where a toxic work environment can negatively impact employee performance. A toxic work environment can decrease employees' motivation to complete tasks effectively, reducing their contributions to the company. Specifically, a toxic work environment fundamentally affects work efficiency and exacerbates levels of work fatigue among employees. On the other hand, Kurniawan et al. (2023) found results indicating that a toxic work environment does not significantly affect employee performance. Despite the lack of a direct effect, there is still a negative influence exerted by a toxic work environment, resulting in decreased employee performance. Therefore, the findings of this study confirm the research by Kurniawan et al. (2023), stating that a toxic work environment does not significantly affect employee performance. This discrepancy may occur because individuals have a high sense of responsibility as employees, allowing them to complete tasks effectively even in a toxic work environment.

The findings of this study also contradict the research conducted by Wang et al. (2020), which suggests that a toxic work environment influences employees' perceptions of organizational support. In Wang et al.'s study, employees were reported to feel less motivated to complete tasks and could overlook organizational support due to the toxicity of the work environment. However, in this research, the negative behavior experienced did not significantly alter employees' perceptions of organizational support in Java Island, as employees often feel supported by their organization or workplace, even in challenging situations.

The study by Rasool et al. (2021) suggests that when an organization pays attention to the well-being of its employees, the impact of a toxic work environment can be reduced, leading to sustainable organizational performance. However, this research found that a toxic work environment does not affect the well-being of

employees in Java Island. Although a toxic work environment can negatively impact employees, arguments suggest this may not directly affect their well-being. Some employees may be able to cope with a toxic work environment by employing effective coping mechanisms or having social support outside of work to help them manage stress (Anjum & Ming, 2018). Personal coping strategies and perceptions of control over the situation in the workplace can also help employees maintain their well-being. However, it is essential to remember that a toxic work environment still has significant adverse effects and can affect various aspects of employees' lives if not adequately addressed.

Employees' perception of organizational support can enhance their motivation and increase productivity. The study by Ridwan et al. (2020) states that organizational support perception influences employee performance. Employees with a high perception of organizational support feel that the organization is willing to provide it in situations where they most need job support. Employees feel valued, cared for, and recognized, and the reciprocation provided can increase their perseverance and mutual respect. The findings of this research align with the study by Chen et al. (2020) regarding the influence of organizational support perception on employee performance. That study highlights the importance of organizational support in providing a new perspective for critical organizational stakeholders and authorities to develop performance-related management strategies. Effective performance management will result in continuous learning, collaboration, problem-solving, and work initiatives.

Yan et al. (2020) define performance as the recorded outcomes obtained over a specific period, wherein when employees feel their well-being is assured and attended to, the reciprocal contribution they can provide to the organization is active participation, thereby enhancing employee performance outcomes. The findings of this research support Yan et al.'s (2020) statement that employee well-being influences employee performance. This study found that the sense of security felt by employees in the workplace would drive work motivation to effectively fulfill job responsibilities according to each individual's job description. When job responsibilities are satisfactorily fulfilled, completing tasks encourages employees to be more diligent.

So far, no research has been found regarding the influence of a toxic work environment on employee performance mediated by organizational support perception. However, a study by Kurniawan et al. (2023) used other mediating variables in the relationship between a toxic work environment and employee performance, namely employee engagement and work stress, and the results showed that both variables could act as mediators. However, in this study, organizational support perception could not mediate the relationship between a toxic work environment and employee performance. This is suspected to occur due to two reasons. First, the presence of alternative mediating factors that more directly affect employee performance than organizational support perception. Second, the respondents in this study come from diverse organizations, resulting in unique dynamics in their work culture and organizational structure, which makes organizational support perception unable to mediate the relationship between a toxic work environment and employee performance.

Su and Swanson (2019) posit employee well-being as a commendable achievement for individuals exhibiting innovative work behavior, wherein the

outcomes of such thinking can lead to enhanced employee performance. To date, no prior research has examined the influence of a toxic work environment on employee performance mediated by organizational support perception. However, a study by Kurniawan et al. (2023) was identified, which utilized other mediating variables, such as employee engagement and work stress, to investigate the impact of a toxic work environment on employee performance, yielding results indicating that both mediator variables mediated the relationship between a toxic work environment and employee performance. Nevertheless, the findings of this research indicate that employee well-being cannot mediate the relationship between a toxic work environment and employee performance. Employee well-being is influenced by multifaceted factors extending beyond the workplace, including personal life, health, and relationships (Pagán-Castaño et al., 2020). Therefore, even if employees experience a sense of well-being, it may not directly translate into improved performance if other factors related to the toxic work environment persist. Well-being encompasses various dimensions, such as physical health, emotional stability, and social connections, which may not directly impact organizational efforts to address workplace toxicity. As a result, the complexity and diverse nature of well-being makes it less suitable as a mediator for the relationship between a toxic work environment and employee performance.

Employee engagement and work stress, as identified in the study by Kurniawan et al. (2023), may play more direct roles in mediating the relationship between a toxic work environment and employee performance than overall well-being. Employee engagement reflects the extent to which employees are invested in their work, while work stress captures the negative psychological and emotional experiences resulting from workplace toxicity. Compared to overall well-being, these variables may offer more direct pathways through which the toxic work environment affects employee performance, a broader and potentially less specific construct. Therefore, the failure to find employee well-being as a mediator could be attributed to the more direct and specific role played by employee engagement and work stress in mediating the relationship between a toxic work environment and employee performance.

Conclusion

In conclusion, this study yields significant theoretical contributions regarding the influence of a toxic workplace environment on employee performance, organizational support perception, and employee well-being among workers in Java Island, Indonesia. Firstly, it was observed that a toxic workplace environment does not influence employee performance, organizational support perception, or employee well-being. Additionally, the perception of organizational support was found to significantly impact employee performance, while employee well-being also significantly affects employee performance. Furthermore, the study revealed that a toxic workplace environment does not indirectly influence employee performance through organizational support perception or employee well-being as mediating factors among workers in Java Island. Despite the lack of impact, this research contributes novelty by using the perception of organizational support and employee well-being as mediating variables for the relationship between toxic workplace environment and employee performance. These findings provide valuable insights into the dynamics of workplace environments and their effects on

employee outcomes, underscoring the importance of addressing organizational support and well-being for enhancing employee performance.

This study offers practical implications for managers or individuals within organizations tasked with monitoring employee performance. In efforts to enhance organizational performance reflected through employee performance, a growing body of research highlights the workplace environment as a significant factor influencing employee performance. The workplace is where everything can impact employees' physical and mental well-being in fulfilling job tasks, both directly and indirectly. Managers or individuals in authority within organizations must pay attention to the workplace environment to foster good employee performance. Organizations or companies, as controllers of the situations and conditions within the workplace, can contribute to improving employee performance. One crucial aspect to consider is ensuring the availability of support that employees can receive. Therefore, companies need to actively enhance employee performance through various means, such as setting individual goals to encourage employees to continually develop new approaches to achieve them continually, thus feeling appreciated for their goals and values. Being a flexible organization is an action that significantly attracts employee contributions. Another implication is to pay close attention to employee well-being. The well-being experienced by employees during work serves as a turning point for the performance they will provide to the company. Employee well-being can be seen from the positive attitudes exhibited by workers, which may arise from the positive intentions they experience while working. Managers can be more empathetic and show their concern for employee relations to create a balance in employees' lives, both in their work and personal lives, for each individual working as office staff in companies on Java Island.

References

- Afsar, B., Badir, Y., & Khan, M. M. (2015). Person-job fit, person-organization fit and innovative work behavior: the mediating role of innovation trust. *The Journal of High Technology Management Research*, 26(2), 105-116.
- Ahmed, M., Zehou, S., Raza, S. A., Qureshi, M. A., & Yousufi, S. Q. (2020). Impact of CSR and environmental triggers on employee green behavior: The mediating effect of employee well-being. *Corporate Social Responsibility and Environmental Management*, 27(5), 2225-2239.
- Alshaabani, A., Naz, F., Magda, R., & Rudnak, I. (2021). Impact of Perceived Organizational Support on OCB in The Time of the COVID-19 Pandemic in Hungary: Employee Engagement and Affective Commitment as Mediators. *Sustainability*, 13(14), 1-21. <https://doi.org/10.3390/su13147800>
- Al-Somaidae, M. M. (2023). The Effect of Workplace Stress on Employee Engagement, the Mediation Role of Leadership Style. *American Journal of Economics and Business Innovation*, 2(2), 74-85.
- Anjum, A., & Ming, X. (2018). Combating toxic workplace environment: An empirical study in the context of Pakistan. *Journal of Modelling in Management*, 13(3), 675-697.
- Anjum, A., Ming, X., Siddiqi, A., & Rasool, S. (2018). An Empirical Study Analyzing Job Productivity in Toxic Workplace Environments. *International Journal of Environmental Research and Public Health*, 15(5),

- Audenaert, M., Decramer, A., & George, B. (2021). How to foster employee quality of life: The role of employee performance management and authentic leadership. *Evaluation and Program Planning*, 85, 101909.
- Avey, J.B., Luthans, F., Smith, R.M., & Palmer, N.F. (2010). Impact of positive psychological capital on employee well-being over time. *Journal of Occupational Health Psychology*, 15(1), 17-28.
- Chen, T., Hao, S., Ding, K., Feng, X., Li, G., & Liang, X. (2020). The impact of organizational support on employee performance. *Employee Relations*, 42(1), 166-179.
- Diamantidis, A. D., & Chatzoglou, P. (2019). Factors affecting employee performance: an empirical approach. *International journal of productivity and performance management*, 68(1), 171-193.
- Fachri. (2023, January 18). Apakah Banyak Karyawan Resign Karena Lingkungan Kerja yang Toxic? Retrieved November 30, 2023 from <https://www.liputan6.com/lifestyle/read/5183553/apakah-banyak-karyawan-resignkarena-lingkungan-kerja-yang-toxic?page=3>
- Fotiadis A., Abdulrahman K., Spyridou A. (2019). The mediating roles of psychological autonomy, competence, and relatedness on work-life balance and well-being. *Frontier in Psychology*, 10,1267.
- Fry, L.W., Latham, J.R., Clinebell, S.K., & Krahmke, K. (2017). Spiritual leadership as a model for performance excellence: A study of Baldrige award recipients. *Journal of Management, Spirituality & Religion*, 14(1), 22-47. <https://doi.org/10.1080/14766086.2016.1202130>
- Haeruddin, M. I., Akbar, A., Dipotmodjo, T. S., Kurniawan, A. W., & Abadi, R. R. (2022). The toxicity of our City: The Effect of Toxic Workplace Environment on Employee's Performance. *International Journal of Social Science and Business*, 6(2), 183-190.
- Hair, J. F., Black, W. C., Babin, B. J., & Anderson, R. E. (2014). *Multivariate Data Analysis* (7th ed.). Edinburgh: Pearson Education Limited.
- Hair, J. F. et. al. (2019). Partial Least Squares Structural Equation Modeling-Based Discrete Choice Modeling: An Illustration In Modelling Retailer Choice. *Business Research*, 12(1), 115-142.
- Inuwa, M. (2016). Job Satisfaction and Employee Performance: An Empirical Approach. *Journal of The Millenium University*, 1(1), 2225-2533.
- Katadata Media Network. Kualitas Pekerjaan Indonesia Menurun Akibat Pandemi (2021, December 2). Retrieved 28 November, 2023 from <https://databoks.katadata.co.id/datapublish/2021/12/02/kualitas-pekerjaanindonesia-menurun-akibat-pandemi>
- Kompas. (2023, November 20). Menakar Resiliensi Ekonomi Jatim di Tengah Resesi Global dan Tahun Politik Retrieved Desember 19, 2023 from https://www.kompas.id/baca/nusantara/2023/11/19/menakar-resiliensi-ekonomijatim-ditengah-resesi-global-dan-tahunpolitik?status=sukses_login%3Fstatus_login%3Dlogin&status_login=login
- Kompas.com. (2023, July 17). 1 dari 5 Orang Merasa Tempat Kerjanya Toxic, Ada Apa? Kompas.com. <https://lifestyle.kompas.com/read/2023/07/17/201538020/1-dari-5-orang->

- merasa-tempat-kerjanya-toxic-ada-apa?page=all
- Kontan. (2023, May 8). Pertumbuhan Ekonomi Indonesia Kuartal 1 2023 Tertinggi Kedua Dunia, Cek Datanya. Retrieved Desember 4, 2023 from <https://nasional.kontan.co.id/news/pertumbuhan-ekonomi-indonesia-kuartal-1-2023-tertinggi-kedua-dunia-cek-datanya>
- Kurniawan, S., Bamumin, F. A., & Kusnandar, K. N. (2023). The Effect of Toxic Workplace Environment on Employee Performance Mediated by Employee Engagement and Work Stress Among F&B Employees in Jakarta. *Business Economic, Communication, and Social Sciences*, 5(2), 127-136. <https://doi.org/10.21512/becossjournal.v5i2.9729>
- McKinsey & Company. (2021). Employee mental health and burnout in Asia: A time to act. Retrieved from <https://www.mckinsey.com/featured-insights/future-of-asia/employee-mental-health-and-burnout-in-asia-a-time-to-act>
- Pagán-Castaño, E., Maseda-Moreno, A., & Santos-Rojas, C. (2020). Well-being in work environments. *Journal of Business Research*, 115, 469-474.
- Pickering, C.E.Z., Nuremberg, K., & Schiamberg, L. (2017). Recognizing and Responding to the 'Toxic' Work Environment: Worker Safety, Patient Safety, and Abuse/Neglect in Nursing Homes. *Qualitative Health Research*, 27(12), 1870-1881. <https://doi.org/10.1177/1049732317723889>
- Rasool, S.F., Samma, M., Anjum, A., Munir, M., & Khan, T.M. (2019). Relationship between modern human resource management practices and organizational innovation: 85 Universitas Kristen Petra Empirical investigation from banking sector of China. *International Transaction Journal of Engineering, Management, & Applied Sciences & Technologies*, 10, 1-11. <https://doi.org/10.14456/ITJEMAST.2019.266>
- Rasool, S. F., Wang, M., Tang, M., Saeed, A., & Iqbal, J. (2021). How toxic workplace environment effects the employee engagement: The mediating role of organizational support and employee well-being. *International Journal of Environmental Research and Public Health*, 18(5), 1-17. <https://doi.org/10.3390/ijerph18052294>
- Ridwan, M., Mulyani, S. R., & Ali, H. (2020). Building behavior and performance citizenship: Perceived organizational support and competence (case study at SPMI private university in west Sumatra). *International Journal of Psychosocial Rehabilitation*, 24(6).
- Salin, D., Stride, C., Smith, S., & Santokhie, S. (2023). High-performance work practices and employee well-being: organizational identification as a mediator. *Frontiers in Psychology*, 14, 1175344. <https://doi.org/10.3389/fpsyg.2023.1175344>
- Schleu, J. E., & Hüffmeier, J. (2021). Simply the best? A systematic literature review on the predictive validity of employee performance for leader performance. *Human Resource Management Review*, 31(2), 100777.
- & Bougie, R. (2016). *Research Methods for Business: A Skill-Building Approach* (7th ed.). John Wiley & Sons Ltd.
- Sivapragasam, P., & Raya, R. P. (2017). HRM and Employee Engagement Link: Mediating Role of Employee Well-being. *Global Business Review*, 19(1), 1-15.
- Su, L., & Swanson, S. R. (2019). Perceived corporate social responsibility's impact

- on the well-being and supportive green behaviors of hotel employees: The mediating role of the employee-corporate relationship. *Tourism Management*, 72, 437–450.
- Taştan, S. B., & Davoudi, S. M. M. (2015). An examination of the relationship between leader-member exchange and innovative work behavior with the moderating role of trust in a leader: A study in the Turkish context. *Procedia-Social and Behavioral Sciences*, 181, 23-32.
- Tran, T. V. (2009). *Developing cross-cultural measurement*. Oxford University Press: London.
- Waileruny, & H., Theresia. (2014). *Perceived organizational support, job satisfaction, dan organizational citizenship behavior pada PT. Bank Maluku cabang utama kota Ambon*. AGORA, 2.
- Wang, Z., Zaman, S., Rasool, S.F., uz Zaman, Q., & Amin, A. (2020). Exploring the Relationships Between a Toxic Workplace Environment, Workplace Stress, and Project Success with the Moderating Effect of Organizational Support: Empirical Evidence from Pakistan. *Risk Management and Healthcare Policy*, 13, 1055-1067.
- Wolf, L.A., Perhats, C., Delao, A.M., & Clark, P.R. (2015). Workplace aggression as cause and effect: Emergency nurses' experiences of working fatigued. *International Emergency Nursing*, 33, 48-52.
- Yan, R., Basheer, M. F., Irfan, M., & Rana, T. N. (2020). Role of psychological factors in employee well-being and employee performance: An empirical evidence from Pakistan. *Revista Argentina de Clínica Psicológica*, 29(5), 638.

Toxic Workplace

ORIGINALITY REPORT

12%

SIMILARITY INDEX

12%

INTERNET SOURCES

9%

PUBLICATIONS

4%

STUDENT PAPERS

PRIMARY SOURCES

1

www.ncbi.nlm.nih.gov

Internet Source

5%

2

www.ijicc.net

Internet Source

1%

3

Submitted to Higher Education Commission
Pakistan

Student Paper

1%

4

openaccess.altinbas.edu.tr

Internet Source

1%

5

ojs.unimal.ac.id

Internet Source

1%

6

journal.ipb.ac.id

Internet Source

1%

7

e-journal.unair.ac.id

Internet Source

1%

8

www.researchgate.net

Internet Source

1%

9

Submitted to University of Stellenbosch,
South Africa

1%

10	e-space.mmu.ac.uk Internet Source	1%
11	eprints.unm.ac.id Internet Source	1%
12	nrl.northumbria.ac.uk Internet Source	1%

Exclude quotes	Off	Exclude matches	< 1%
Exclude bibliography	On		

5. Bukti email keputusan editor: accept submission (18 Mei 2024)

4/9/25, 11:25 AM

Petra Christian University Mail - [JMK] Editor Decision



UNIVERSITAS
KRISTEN
PETRA

Sherly Rosalina Tanoto <sherlytanoto@petra.ac.id>

[JMK] Editor Decision

1 message

Beny Mahyudi Saputra <ojs.uniskakdr@gmail.com>

Sat, May 18, 2024 at 5:58 AM

To: Sherly Rosalina Tanoto <sherlytanoto@petra.ac.id>, Tita Edenia <d11180419@john.petra.ac.id>

Sherly Rosalina Tanoto, Tita Edenia:

We have reached a decision regarding your submission to JMK (Jurnal Manajemen dan Kewirausahaan), " Toxic Workplaces and Employee Performance: The Mediating Role of Organizational Support and Well-being in Java Island".

Our decision is to: Accept Submission

Beny Mahyudi Saputra
Universitas Islam Kadir
saputra.beny@gmail.com

[JMK \(Jurnal Manajemen dan Kewirausahaan\)](#)